



US Department of the Interior

# Indian Affairs

## Indian Affairs Presentation to 2024 Indian Country Business Summit

Presented by:

Brian Schoellkopf - Head of the Contracting Activity  
Nikolai Matoka - HQ Small Business Specialist  
Department of the Interior, Indian Affairs



# Agenda

- Overview of Indian Affairs
- The Buy Indian Act
- Indian Affairs and Department of the Interior Buy Indian Act Initiatives
- Successes & Accomplishments



# Background

Indian Affairs (IA) provides services to approximately **1.9 million American Indians and Alaska Natives** in **574** federally recognized American Indian Tribes and Alaska Native Villages throughout the United States.

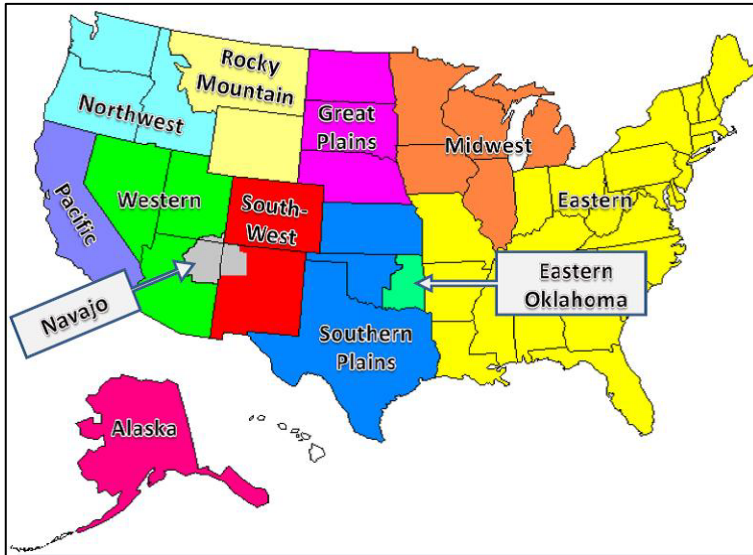
## IA Includes:

- The Assistant Secretary – Indian Affairs (AS-IA)
- Bureau of Indian Affairs (BIA)
- Bureau of Indian Education (BIE)
- Bureau of Trust Funds Administration (BTFA)



# Indian Affairs Acquisition Offices

## BIA Regional Offices

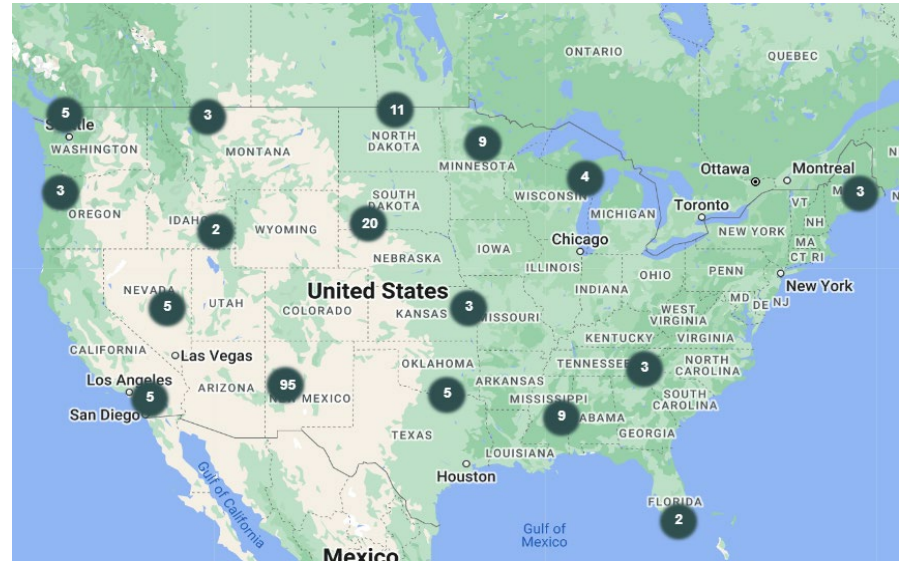


12 Regional BIA Offices responsible for each Region's requirements

## AS-IA (Central Office)

Responsible for HQ offices, cross bureau, large dollar, and/or complex requirements, large construction and overflow from Regions

## Bureau of Indian Education



183 Bureau-funded elementary and secondary schools  
53 are BIE-operated and 130 are tribally-controlled.

BIE also directly operates 2 postsecondary institutions:  
Haskell Indian Nations University (HINU) and the  
Southwestern Indian Polytechnic Institute (SIPI).



# Indian Affairs



Nikolai Matoka: HQ Small  
Business Specialist







# The Buy Indian Act

25 U.S.C. § 47 - Provides DOI with the authority to set aside procurement contracts for Indian-owned and controlled businesses to help meet DOI's mission and promote economic development opportunities in Indian Country.

For Indian Affairs Offices - All procurements, regardless of dollar value, must be considered for a set aside for Indian businesses to the maximum extent practicable





# The Buy Indian Act

## Interior's Commitment to Promoting Economic Development in Indian Country

### **June 1910 – Buy Indian Act Passed**

Provides DOI with the authority to set aside procurement contracts for Indian-owned and controlled businesses.

### **December 2020 – Indian Community Economic Enhancement Act Passed**

Expanded contracting opportunities under the Buy Indian Act.

### **April 2022 – DOI Issued Final Buy Indian Act Implementing Rule**

Eliminated restrictions, expanded ability, granted preferences, and harmonized regulations with HHS.

### **December 2022 – DOI Buy Indian Goaling Announced and Updated AAAP-0011 Issued**

Advancing the President's effort to increase the share of government-wide contract dollars awarded to small disadvantaged businesses and underserved communities.



# Key Terms

## Indian

A person who is an enrolled member of a Federally Recognized Indian Tribe.

## Federally Recognized Indian Tribe

An Indian Tribe, band, nation, or other Federally recognized group or community on the List of Federally Recognized Tribes. This definition includes any Alaska Native regional or village corporation under the Alaska Native Claims Settlement Act (ANSCA).

Tribal Leader Directory: <https://www.bia.gov/service/tribal-leaders-directory/federally-recognized-tribes>

List of Federally Recognized Tribes in the Federal Register:

<https://www.federalregister.gov/documents/2024/01/08/2024-00109/indian-entities-recognized-by-and-eligible-to-receive-services-from-the-united-states-bureau-of>





# Who Qualifies

- Indian Economic Enterprise (IEE)
  - Enterprise must be majority (51%) owned by an Indian or Tribe
    - If Indian: must be enrolled in a federally recognized tribe
    - If Tribe: must be federally recognized
  - Indian or Tribe must receive the majority of the profit
  - Day-to-Day operations of the enterprise must be run by an Indian
- Indian Small Business Economic Enterprise (ISBEE)
  - Must meet all requirements of an IEE
  - Must meet the Small Business Administration requirements under the awarding North American Industry Classification System (NAICS) code
- Self certification/representation process (DIAR 1452.280-4)



# Indian Affairs



Brian Schoellkopf: Head of the Contracting Activity

Nikolai Matoka: HQ Small Business Specialist





# Indian Affairs' Focus (FY18 – 24)

- Maximized opportunities for ISBEE's and IEE's
- Increased the amount of money obligated to Indian owned businesses by **481% (\$412.6M) over the last 7 fiscal years!**
  - FY18 38% of obligations
  - FY24 75% of obligations
- We did this by focusing our efforts in three areas:
  - Accountability – “Making people go do it”
  - Education & Engagement – “Making government officials and Indian business aware and informed”
  - Building Indian focused Smart acquisition Vehicles – “Making it easier to do”



# DOI-Wide Initiatives

WH.GOV

NOVEMBER 30, 2022

FACT SHEET: Biden-Harris Administration Announces New Actions to Support Indian Country and Native Communities Ahead of the Administration's Second Tribal Nations Summit

BRIEFING ROOM

STATEMENTS AND RELEASES

- **Implementation of the Buy Indian Act.** President Biden committed to strengthening implementation of the Buy Indian Act, which provides for special federal contracting preferences by DOI and HHS to procure supplies, services, and construction from Native-owned businesses. The federal government is the largest purchaser of goods and services in the country, buying everything from software and building construction to financial and asset management—making its procurement a powerful tool to advance equity and build wealth in underserved communities.

Today, DOI is announcing its goal of awarding 75% of contract dollars from Indian Affairs (including BIA, Bureau of Indian Education, and Bureau of Trust Funds Administration) and 10% of contract dollars across the rest of the Department to Native-owned businesses, using its authority under the Buy Indian Act. The Indian Health Service (IHS) is announcing its goal of 20%. These targets will raise Buy Indian Act utilization rates at the agencies, result in hundreds of millions of dollars being spent in Indian country, and advance the President's effort to increase the share of government-wide contract dollars going to small disadvantaged businesses (SDBs) by 50% by 2025.

- Promote economic development opportunities in Indian Country
- DOI Indian Small Business Economic Enterprise (ISBEE) goals
  - **Prime Contracting 10% (Non-Indian Affairs Bureaus)**
  - **Subcontracting 5%**
  - **Bureau specific goals**
- New in FY24
  - All DOI contracting series employees are now required to take Buy Indian Act training every 2-years
  - DOI Contracting Officers now include market research analysis to determine if their requirement could be an ISBEE set-aside
  - DOI Contracting Officers must ensure ISBEE subcontract goals are included in subcontracting plans



# Policy & Engagement

- DOI-wide acquisition policy clarifying use of the Act's set aside authorities implemented in FY23
- Established DOI-wide ISBEE prime contract and subcontract goals at 10% and 5% respectively
  - Goals are included in the performance plans of all covered DOI senior executives' performance plans for FY23 and FY24
  - Mandatory Buy Indian Act Training for DOI Acquisition workforce
- Monthly calls with Native American APEX Accelerators
- Participated in several regional Indian small business events
- IA engages with all other DOI bureaus' acquisition leadership to serve as advocates for ISBEE set-asides





# Education & Tools

- Buy Indian Act Course
  - Online and available both internal and external to DOI
- Native American Businesses in SAM.gov Dashboard
  - Consolidates info on over 10,000 Native American vendors
  - Market research and policy enforcement when deviations requested
- Buy Indian in SAM.gov (BISAM) – [bia.gov/bisam](http://bia.gov/bisam)
  - Allows vendors to find ISBEE and IEE set-asides posted on SAM.gov
- Indian Affairs Buy Indian Dashboard
  - Tracks IEE/ISBEE obligations for Indian Affairs
- DOI ISBEE Performance Dashboard
  - Tracks ISBEE obligations by DOI bureau
- DOI-Wide ISBEE Set-Asides Contracts
  - Construction, IT, Professional and non-Professional support services
  - Some also available for IHS use



# Education/Tools/Resources

## Buy Indian System for Award Management (BISAM)

### Find Opportunities

Organization

-Select-

Posted Date

Within the past 30 days

Response/Date Offers Due

-Select-

Title Text

Set Aside

-Select-

North American Industry Classification System (NAICS) Code

-Select-

Product and Service (PSC) Code

-Select-

Place of Performance (State)

-Select-

Notice Type

- Justification (J&A)
- Presolicitation
- Award Notice
- Sources Sought
- Special Notice
- Solicitation
- Combined Synopsis/Solicitation

Search

Reset

141 opportunities found

<https://www.bia.gov/bisam>



# Education/Tools/Resources

Buy Indian Act Training

GLOSSARY OF TERMS NAVIGATION TOUR EXIT

## Buy Indian Act Training

An eLearning course introducing the Buy Indian Act.

<https://edoiu.doi.gov/>

Share / Native American Businesses in SAM.gov / Summary Page

Native American Businesses in SAM.gov

Total Vendors: 10,305  
Total 8(a) Vendors: 1,338

Top NAICS Codes

NAICS Code	Count
23 - Construction	1,415
54 - Professional, Scientific, and Technical Services	1,036
33 - Manufacturing	862
22 - Manufacturing	777
31 - Agriculture, Forestry, Fishing, and Hunting	777
52 - Utilities	777
56 - Administrative and Support and Waste Management and Remediation Services	777
21 - Mining, Quarrying, and Oil and Gas Extraction	777
62 - Health Care and Social Assistance	777
48 - Transportation and Warehousing	777
42 - Wholesale Trade	777
84 - Software and Computer Related Services	777
541512 - Computer Systems Design Services	777
541511 - Custom Computer Programming Services	777
541513 - Computer Facilities Management Services	777
541519 - Other Computer Related Services	777

Company Name	UEI from SAM.gov	8(a) Status	SBA Certified Types	Socio-Economic Business Types	Company State	NAICS Code and Title
1 ADAPTIVE ARROW ALLIANCE LLC	DRP1VYB9RS	N		Tribally Owned Firm/Indian Economic Enterprise/Indian Small Business Economic Enterprise/Self-Certified Small Disadvantaged Business/Limited Liability Company/Native American Owned/Minority Owned Business/For Profit Organization(Business or Organization)	VA	493110 - General Warehousing and Storage 493190 - Other Warehousing and Storage 518210 - Computing Infrastructure Providers, Data Processing, and Related Services 541511 - Custom Computer Programming Services 541512 - Computer Systems Design Services 541513 - Computer Facilities Management Services 541519 - Other Computer Related Services

## Quarterly Report of Buy Indian Act Spend

Download the PDF Format

	DOI (excl IA)	Indian Affairs	Total
Total New Awards (excluding modifications)	15,519	2,169	17,688
Total New IEE Awards (excluding modifications)	910	1,320	2,230
% of IEE Awards	5.9%	60.9%	12.6%
Total Obligations	\$7,486,321,615.00	\$838,919,637.60	\$8,325,241,252.60
Total IEE Obligations	\$778,485,338.90	\$629,889,889.50	\$1,408,375,228.40
% of IEE Obligations	10.4%	75.1%	16.9%
Total Awards Set Aside to IEE	76	1,137	1,213
% Awards Set Aside to IEE	0.5%	52.4%	6.9%
ISBEE Obligations*	\$447,944,734	\$587,062,016	\$1,035,006,750
% ISBEE	9.2%	71.0%	18.2%

On this page

Quarterly Report of Buy Indian Act Spend

Buy Indian Act Training

Native Vendors in SAM.gov Dashboard

Points of Contact

Indian Affairs Points of Contact

DOI Office of Small and Disadvantaged Business Utilization (OSDBU) Points of Contact

Contact Us

Workbook: Small Business Goals

Bureau Small Business Performance Dashboard

refreshed 10/18/2023

Select Bureau to filter	BLM	BOEM	BOR	BSEE	FWS	IA	IBC	NPS	OSMRE	USGS
SB	\$516.9M	\$14.9M	\$351.0M	\$63.3M	\$254.1M	\$659.5M	\$257.9M	###	\$3.4M	\$196.8M
SDB	\$207.4M	\$6.7M	\$198.3M	\$23.4M	\$130.7M	\$599.5M	\$108.3M	\$643.8M	\$1.6M	\$120.8M
ISBEE	\$97.8M	\$0.5M	\$52.1M	\$5.4M	\$43.6M	\$587.1M	\$39.2M	\$175.3M	\$0.0M	\$33.9M

Socioeconomic Indicators

Indicator	Goal	Actual
WOSB %	10.9%	10.9%
SDVOSB %	5.1%	5.1%
HUBZone %	8.4%	8.4%
8a %	6.3%	6.3%

Target Legend

- Below Target
- Exceeds Target

DOI Total Small Business

59.1%

Target: 49.0% Delta: 10.1%

Drill down to PIID-level information by clicking the plus sign when you hover your cursor over the 'Contracting Offices' column heading

<https://www.bia.gov/as-ia/ocfo/buy-indian-act-info>

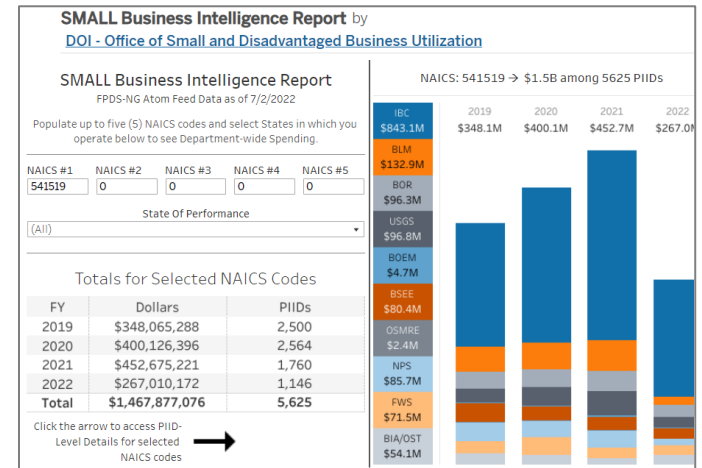


# DOI Small Business Intelligence Tool

<https://www.doi.gov/pmb/osdbu/small-business-intelligence-tool>

- The DOI Small Business Intelligence Tool is designed to help small businesses identify opportunities at DOI
- Each data run can examine 5 vendor-specific NAICs codes
- Identify size of market at DOI
- Identify DOI and bureau spending patterns
- Reveal expiring contracts to target incumbents

Questions about the tool? Email the DOI OSDBU at [DOI\\_OSDBU@ios.doi.gov](mailto:DOI_OSDBU@ios.doi.gov)



**SMALL Business Intelligence Report by DOI - Office of Small and Disadvantaged Business Utilization**

← Click the arrow to return to the Vendor Intelligence Tool

SMALL Business Intelligence Report - Contract Detail

1st NAICS Selection	2nd NAICS Selection	3rd NAICS Selection	4th NAICS Selection	5th NAICS Selection	State of Performance	Bureau	PIID	F	Bureau	Recipient Parent Name	Set Aside	End Date	Base and All Options Value
541519	0	0	0	0	(All)	BIA/OST	140A1620C0008	BIA/OST	#	TUVU LLC	ISBEE	8/20/2025	-415,627
							140A1622P0002	BIA/OST	#	TIKRAS TECHNOLOGY SOLUTIONS CO.	No Set Aside	10/31/2025	9,307,909
							140A1619P0799	BIA/OST	#	TIKRAS TECHNOLOGY SOLUTIONS CO.	ISBEE	9/30/2024	-33,097
							140A1622P0061	BIA/OST	#	PUYENPA SERVICES LLC	ISBEE	6/2/2023	5,884,145
							140A1622P0043	BIA/OST	#		ISBEE	5/4/2027	1,969,614
							140A1620P0067	BIA/OST	#		ISBEE	9/14/2025	-38,920
							140A1622P0035	BIA/OST	#		SB Total	3/31/2023	949,199
							140A1620P0073	BIA/OST	#	AFFIGENT LLC	ISBEE	9/30/2023	478,419
							140A2320P0149	BIA/OST	#	BLACKBOARD INC.	No Set Aside	1/27/2025	634,425
							140A1620P0068	BIA/OST	#	RAVENTEK SOLUTION PARTNERS LLC	ISBEE	8/2/2025	365,948
							140A1619F0196	BIA/OST	#	PARAGON MICRO INC.	No Set Aside	8/2/2024	56,351
											No Set Aside	8/2/2024	294,178



# Strategic Contract Implementation

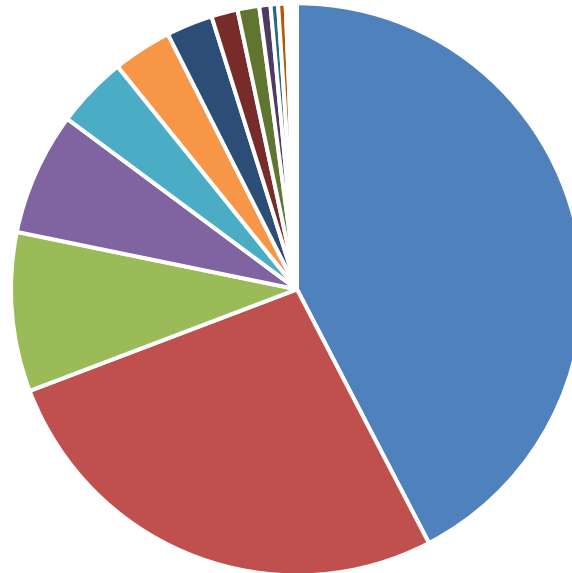
- Employed category management strategies to award strategically sourced ISBEE/IEE set aside IDIQ's (available to IA, DOI and IHS)
  - Construction: 13 awardees, \$1.5B ceiling
  - Demolition: 6 awardees, \$200M ceiling
  - Business Support Services: 19 awardees, \$200M ceiling
  - Professional Management and Industrial Engineering Consulting Services: 11 awardees, \$95M ceiling
  - IT Support Services: 10 awardees, \$500M ceiling
- New in FY25/26:
  - Information Technology Equipment – Manufacturer Specific (ITEMS)
  - Regional Multiple Award Construction Contracts (MATOC)





# DOI Industry Sector Spend (FY24)

NAICS Industry Sector	FY24 Spend (\$M)
Professional, Scientific and Technical Services	3,669
Construction	2,325
Administrative and Support and Waste Services	779
Manufacturing	601
Agriculture, Forestry, Fishing and Hunting	351
Information	288
Transportation and Warehousing	228
Educational Services	129
Mining	106
Utilities	55
Health Care and Social Assistance	37
Other Services (except Public Administration)	37
Public Administration	19
Real Estate Rental and Leasing	16
Accommodation and Food Services	8
Finance and Insurance	7
Arts, Entertainment, and Recreation	4
Retail Trade	1
Wholesale Trade	0



- Professional, Scientific and Technical Services
- Construction
- Administrative and Support and Waste Services
- Manufacturing
- Agriculture, Forestry, Fishing and Hunting
- Information
- Transportation and Warehousing
- Educational Services
- Mining
- Utilities
- Health Care and Social Assistance
- Other Services (except Public Administration)
- Public Administration
- Real Estate Rental and Leasing
- Accommodation and Food Services
- Finance and Insurance
- Arts, Entertainment, and Recreation
- Retail Trade
- Wholesale Trade



# IA PSC Spend (FY24)

PSC	FY24 Spend
CONSTRUCTION OF SCHOOLS	\$175,758,505.45
SUPPORT- PROFESSIONAL: OTHER	\$ 49,731,667.92
CONSTRUCTION OF DAMS	\$ 24,975,735.72
SUPPORT- ADMINISTRATIVE: OTHER	\$ 21,303,161.81
EDUCATION/TRAINING- GENERAL	\$ 19,255,289.80
REPAIR OR ALTERATION OF OTHER ADMINISTRATIVE FACILITIES AND SERVICE BUILDINGS	\$ 18,455,423.78
UTILITIES- ELECTRIC	\$ 14,025,660.61
CONSTRUCTION OF MISCELLANEOUS BUILDINGS	\$ 13,984,826.50
IT AND TELECOM- FACILITY OPERATION AND MAINTENANCE	\$ 13,057,102.41
SUPPORT- PROFESSIONAL: ENGINEERING/TECHNICAL	\$ 11,379,927.15
IT AND TELECOM - END USER: HELP DESK; TIER 1-2, WORKSPACE, PRINT, OUTPUT, PRODUCTIVITY TOOLS (HW/PERP SW)	\$ 11,263,141.28
MEAT, POULTRY, AND FISH	\$ 11,209,868.86
REPAIR OR ALTERATION OF SCHOOLS	\$ 10,004,059.42
ARCHITECT AND ENGINEERING- GENERAL: OTHER	\$ 9,626,837.39
IT AND TELECOM- INTERNET	\$ 9,010,449.95
ARCHITECT AND ENGINEERING- CONSTRUCTION: DAMS	\$ 8,663,497.29
IT AND TELECOM - PLATFORM SUPPORT SERVICES: DATABASE, MAINFRAME, MIDDLEWARE (LABOR)	\$ 7,842,549.38
CONSTRUCTION OF RECREATION FACILITIES (NON-BUILDING)	\$ 7,429,327.31
ARCHITECT AND ENGINEERING- CONSTRUCTION: OTHER CONSERVATION AND DEVELOPMENT FACILITIES	\$ 6,758,288.06
IT AND TELECOM - IT MANAGEMENT SUPPORT SERVICES (LABOR)	\$ 6,702,505.39



# DOI PSC Spend (FY24)

PSC	FY24 Spend
SUPPORT- PROFESSIONAL: OTHER	\$ 1,270,829,124.24
IT AND TELECOM - BUSINESS APPLICATION/APPLICATION DEVELOPMENT SUPPORT SERVICES (LABOR)	\$ 494,797,504.27
CONSTRUCTION OF WATER SUPPLY FACILITIES	\$ 482,879,587.94
SUPPORT- PROFESSIONAL: LEGAL	\$ 357,582,332.27
ARCHITECT AND ENGINEERING- GENERAL: OTHER	\$ 221,204,690.17
IT AND TELECOM - BUSINESS APPLICATION/APPLICATION DEVELOPMENT SOFTWARE AS A SERVICE	\$ 205,042,002.28
CONSTRUCTION OF SCHOOLS	\$ 175,758,505.45
SOCIAL- OTHER	\$ 159,826,066.96
REPAIR OR ALTERATION OF DAMS	\$ 158,919,840.07
CONSTRUCTION OF OFFICE BUILDINGS	\$ 157,875,738.71
TRANSPORTATION/TRAVEL/RELOCATION- TRAVEL/LODGING/RECRUITMENT: PASSENGER AIR CHARTER	\$ 137,171,512.69
CONSTRUCTION OF OTHER NON-BUILDING FACILITIES	\$ 130,643,293.61
NATURAL RESOURCES/CONSERVATION- FOREST-RANGE FIRE SUPPRESSION/PRESUPPRESSION	\$ 125,743,490.09
IT AND TELECOM- OTHER IT AND TELECOMMUNICATIONS	\$ 113,677,276.19
SUPPORT- PROFESSIONAL: PROGRAM MANAGEMENT/SUPPORT	\$ 110,563,054.18
CONSTRUCTION OF GOVERNMENT-OWNED GOVERNMENT-OPERATED (GOGO) ENVIRONMENTAL LABORATORIES	\$ 107,508,314.00
CONSTRUCTION OF MISCELLANEOUS BUILDINGS	\$ 97,321,266.36
CONSTRUCTION OF RESTORATION OF REAL PROPERTY (PUBLIC OR PRIVATE)	\$ 90,561,059.78
REPAIR OR ALTERATION OF RESTORATION OF REAL PROPERTY (PUBLIC OR PRIVATE)	\$ 86,747,358.76
ARCHITECT AND ENGINEERING- GENERAL: LANDSCAPING, INTERIOR LAYOUT, AND DESIGNING	\$ 78,538,961.58



# IA ISBEE Spend (FY22-FY24)

PSC	ISBEE %
CONSTRUCTION OF SCHOOLS	100.0%
ARCHITECT AND ENGINEERING- CONSTRUCTION: OTHER CONSERVATION AND DEVELOPMENT FACILITIES	100.0%
CONSTRUCTION OF MISCELLANEOUS BUILDINGS	99.8%
SUPPORT- ADMINISTRATIVE: OTHER	99.7%
IT AND TELECOM- FACILITY OPERATION AND MAINTENANCE	99.5%
IT AND TELECOM - IT MANAGEMENT SUPPORT SERVICES (LABOR)	99.3%
SALVAGE- DEMOLITION OF STRUCTURES/FACILITIES (OTHER THAN BUILDINGS)	99.0%
IT AND TELECOM - END USER: HELP DESK;TIER 1-2,WORKSPACE,PRINT,OUTPUT,PRODUCTIVITY TOOLS (HW/PERP SW)	97.7%
REPAIR OR ALTERATION OF OTHER ADMINISTRATIVE FACILITIES AND SERVICE BUILDINGS	96.7%
REPAIR OR ALTERATION OF SCHOOLS	96.6%
CONSTRUCTION OF DAMS	91.7%
IT AND TELECOM - PLATFORM SUPPORT SERVICES: DATABASE, MAINFRAME, MIDDLEWARE (LABOR)	87.8%
ARCHITECT AND ENGINEERING- GENERAL: OTHER	70.6%
SUPPORT- PROFESSIONAL: OTHER	52.4%
SUPPORT- PROFESSIONAL: ENGINEERING/TECHNICAL	50.3%
EDUCATION/TRAINING- GENERAL	14.5%
ARCHITECT AND ENGINEERING- CONSTRUCTION: DAMS	0.0%
UTILITIES- ELECTRIC	0.0%
IT AND TELECOM- INTERNET	0.0%
MEAT, POULTRY, AND FISH	0.0%

Of the top 20 PSC codes for FY22-FY24, this is the percent that went ISBEE 22



# DOI ISBEE Spend (FY22-FY24)

PSC	ISBEE %
CONSTRUCTION OF OFFICE BUILDINGS	23.0%
SUPPORT- PROFESSIONAL: PROGRAM MANAGEMENT/SUPPORT	22.8%
REPAIR OR ALTERATION OF RESTORATION OF REAL PROPERTY (PUBLIC OR PRIVATE)	17.7%
NATURAL RESOURCES/CONSERVATION- WILDHORSE/BURRO CONTROL	15.1%
CONSTRUCTION OF OTHER ADMINISTRATIVE FACILITIES AND SERVICE BUILDINGS	13.9%
CONSTRUCTION OF OTHER NON-BUILDING FACILITIES	11.7%
SUPPORT- PROFESSIONAL: OTHER	11.3%
CONSTRUCTION OF WATER SUPPLY FACILITIES	7.5%
IT AND TELECOM- OTHER IT AND TELECOMMUNICATIONS	6.9%
NATURAL RESOURCES/CONSERVATION- FOREST-RANGE FIRE SUPPRESSION/PRESUPPRESSION	6.3%
IT AND TELECOM - BUSINESS APPLICATION/APPLICATION DEVELOPMENT SUPPORT SERVICES (LABOR)	6.2%
CONSTRUCTION OF OTHER UTILITIES	5.9%
IT AND TELECOM - BUSINESS APPLICATION/APPLICATION DEVELOPMENT SOFTWARE AS A SERVICE	5.2%
REPAIR OR ALTERATION OF DAMS	1.5%
ARCHITECT AND ENGINEERING- GENERAL: OTHER	0.5%
TRANSPORTATION/TRAVEL/RELOCATION- TRAVEL/LODGING/RECRUITMENT: PASSENGER AIR CHARTER	0.4%
SUPPORT- PROFESSIONAL: LEGAL	0.0%
SOCIAL- OTHER	0.0%
IT AND TELECOM - TELEPROCESSING, TIMESHARE, CLOUD COMPUTING, AND HIGH PERFORMANCE COMPUTING	0.0%
ARCHITECT AND ENGINEERING- GENERAL: ENGINEERING DRAFTING, NOT CAD/CAM	0.0%

Of the top 20 PSC codes for FY22-FY24, this is the percent that went ISBEE

Does not include IA



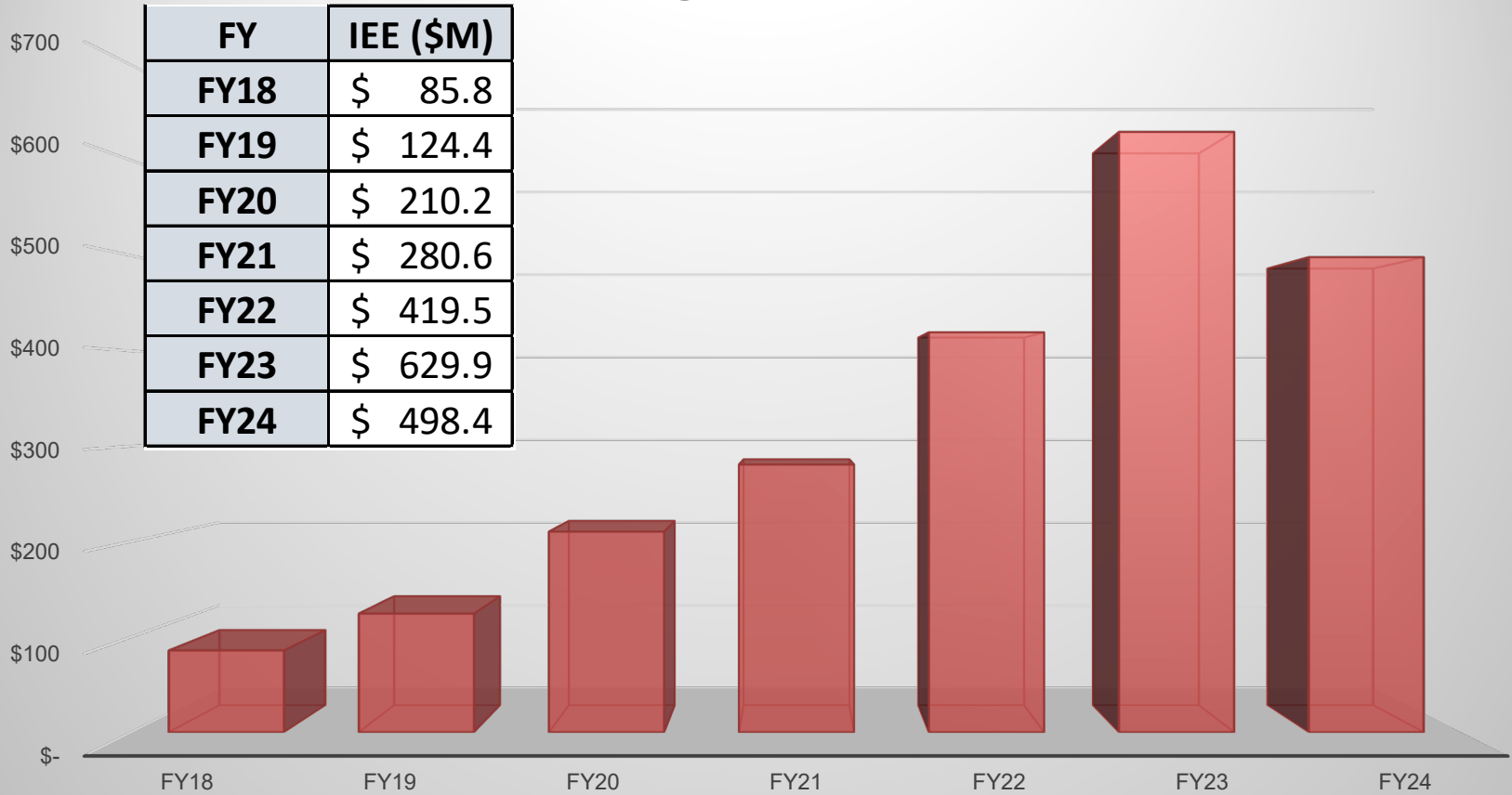


# RESULTS



# Native American Obligations FY18 through FY24

IA Obligations to IEEs





# Recognition of Success

## 2023 White House Tribal Nations Summit – Buy Indian Act Success Story

### White House Statement: Fostering Community Development in Rural and Tribal Communities through the Buy Indian Act



Questions?



# Contact Information

Brian Schoellkopf

Head of the Contracting Activity

Email: [Brian.Schoellkopf@bia.gov](mailto:Brian.Schoellkopf@bia.gov)

Nik Matoka

HQ Small Business Specialist

Email: [Nikolai.Matoka@bia.gov](mailto:Nikolai.Matoka@bia.gov)