



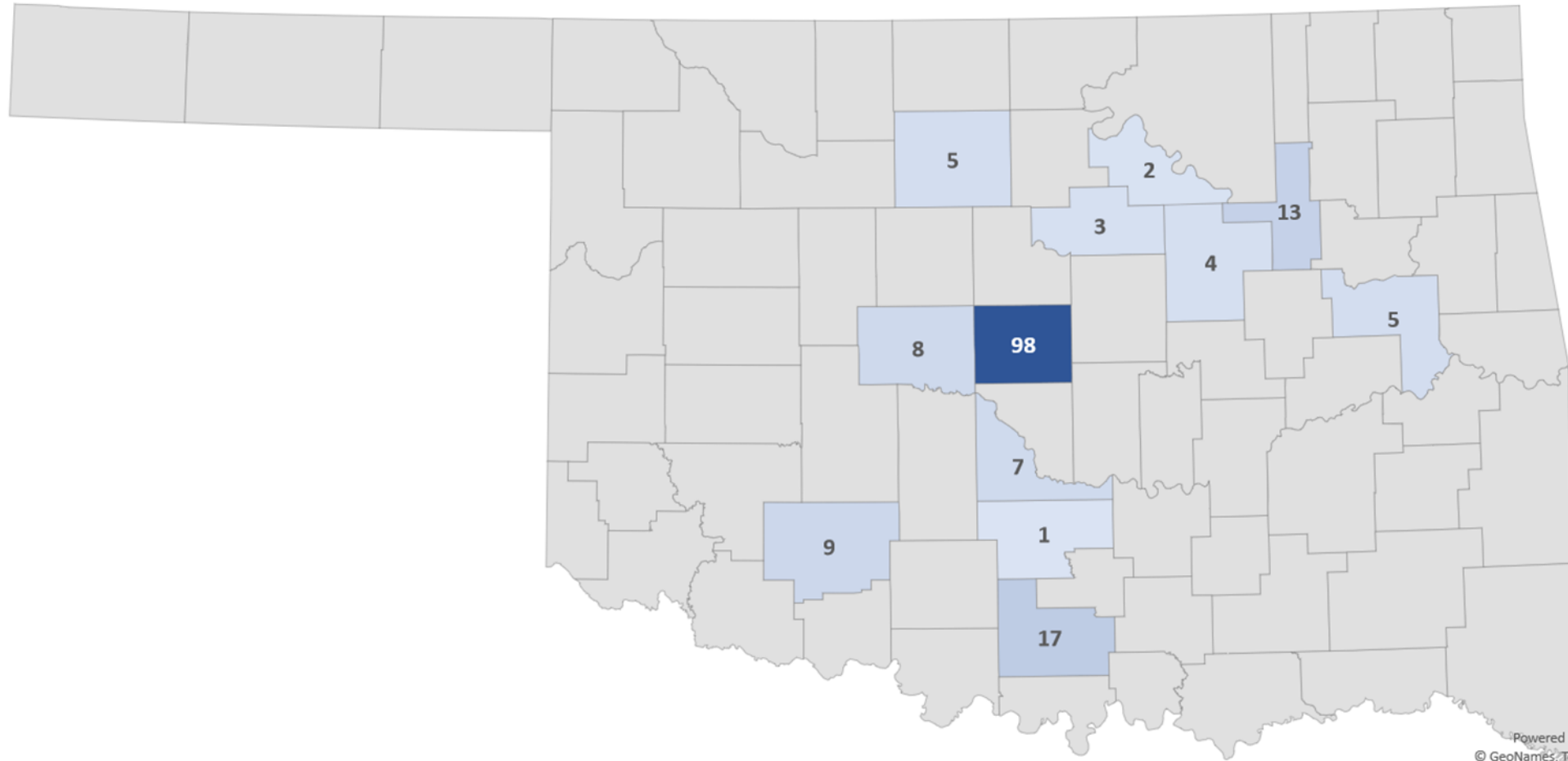
Alcohol Compliance Check Data Analysis

Feb. 14, 2024 – April 30, 2024

Lauren Kidwell, MPH

Number of Alcohol Compliance Checks Completed by ABLE 2/14/2024 - 4/30/2024

Number of Alcohol Compliance Checks 
1 98

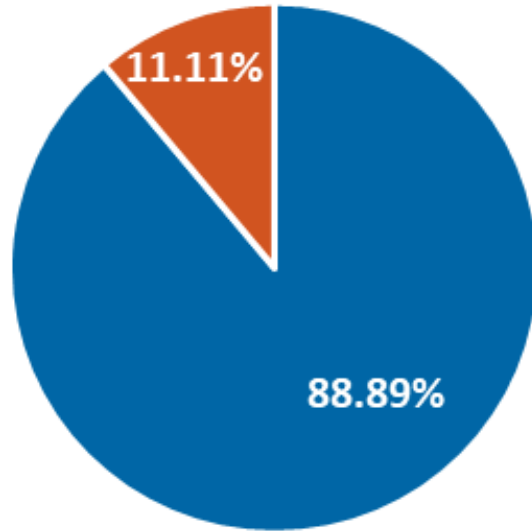


Powered by Bing
© GeoNames, TomTom

172 Total Checks Completed

County	Number of Checks	Number of Sales	Sales Rate
Canadian	8	0	0%
Carter	17	2	11.76%
Comanche	9	1	11.11%
Creek	4	0	0%
Garfield	5	0	0%
Garvin	1	0	0%
McClain	7	2	28.57%
Muskogee	5	2	40%
Oklahoma	98	3	3%
Pawnee	2	0	0%
Payne	3	0	0%
Tulsa	13	3	23.08%
Total	172	13	7.56%

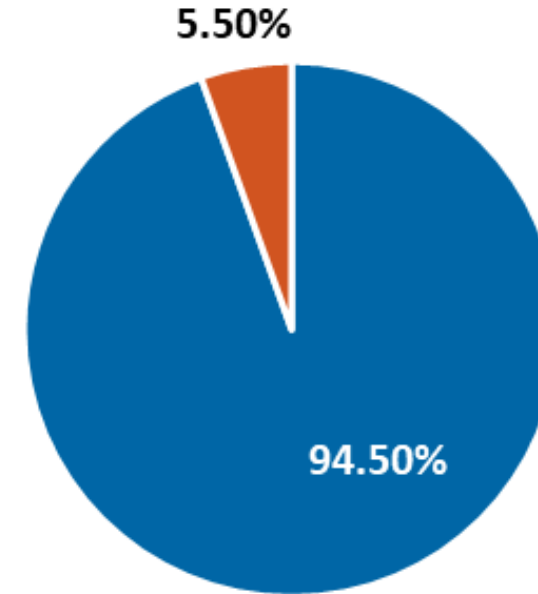
Off Premise Establishments



■ No Sale ■ Sale

Result of ACC	Number of Establishments
Sale	7
No Sale	56

On Premise Establishments



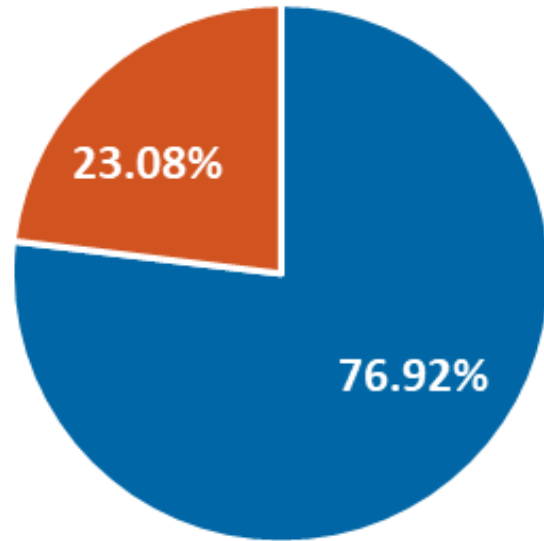
■ No Sale ■ Sale

Result of ACC	Number of Establishments
Sale	6
No Sale	103

Type of Establishment	Number of Checks	Number of Sales	Percent Sold
Bar/Club	9	0	0%
Convenience Store (no gas)	5	2	40%
Drugstore/Pharmacy	3	0	0%
Event Center/Sports Arena	2	0	0%
Game Center	1	0	0%
Gas Station	34	2	5.88%
Liquor Store	13	3	23.08%
Restaurant	97	6	6.19%
Small Grocery/Deli	2	0	0%
Supermarket	5	0	0%
Other	1	0	0%
TOTAL	172	13	

Checking ID vs. Whether or Not Sale Occurred

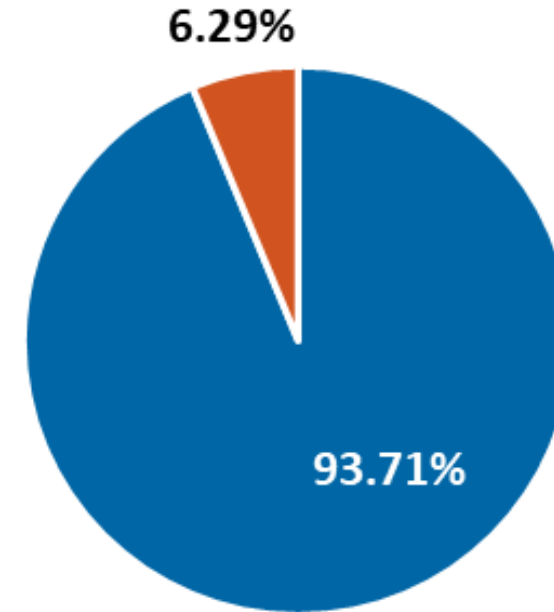
Youths ID NOT Checked



■ No Sale ■ Sale

Result of ACC	Number of Clerks/Servers Who Checked ID Prior to Sale
Sale	3
No Sale	10

Youth ID WAS Checked



■ No Sale ■ Sale

Result of ACC	Number of Clerks/Servers Who Checked ID Prior to Sale
Sale	10
No Sale	149

Training vs. Sales

ABLE Approved Training	Number Surveyed	Number of Sales	Percent Sold
7 University	1	0	0%
A+ Server Training	5	0	0%
ACE (OK Restaurant Association)	1	0	0%
Accelerated Oklahoma Server Training (\$5.99)	1	1	100%
Casey's General Store Training	3	0	0%
Dollar General Alcohol Training	1	0	0%
Domino's Corporation	1	0	0%
HAC Inc. Training	1	0	0%
Learn2Serve/Server Seller Training	2	0	0%
Loves Corporation	1	0	0%
Oklahoma Responsible Alcohol Sales	8	3	37.5%
Rserving	5	0	0%
Accelerating Oklahoma Server Training	13	2	15.39%
OnCue Alcohol Seller/Server Training	2	0	0%

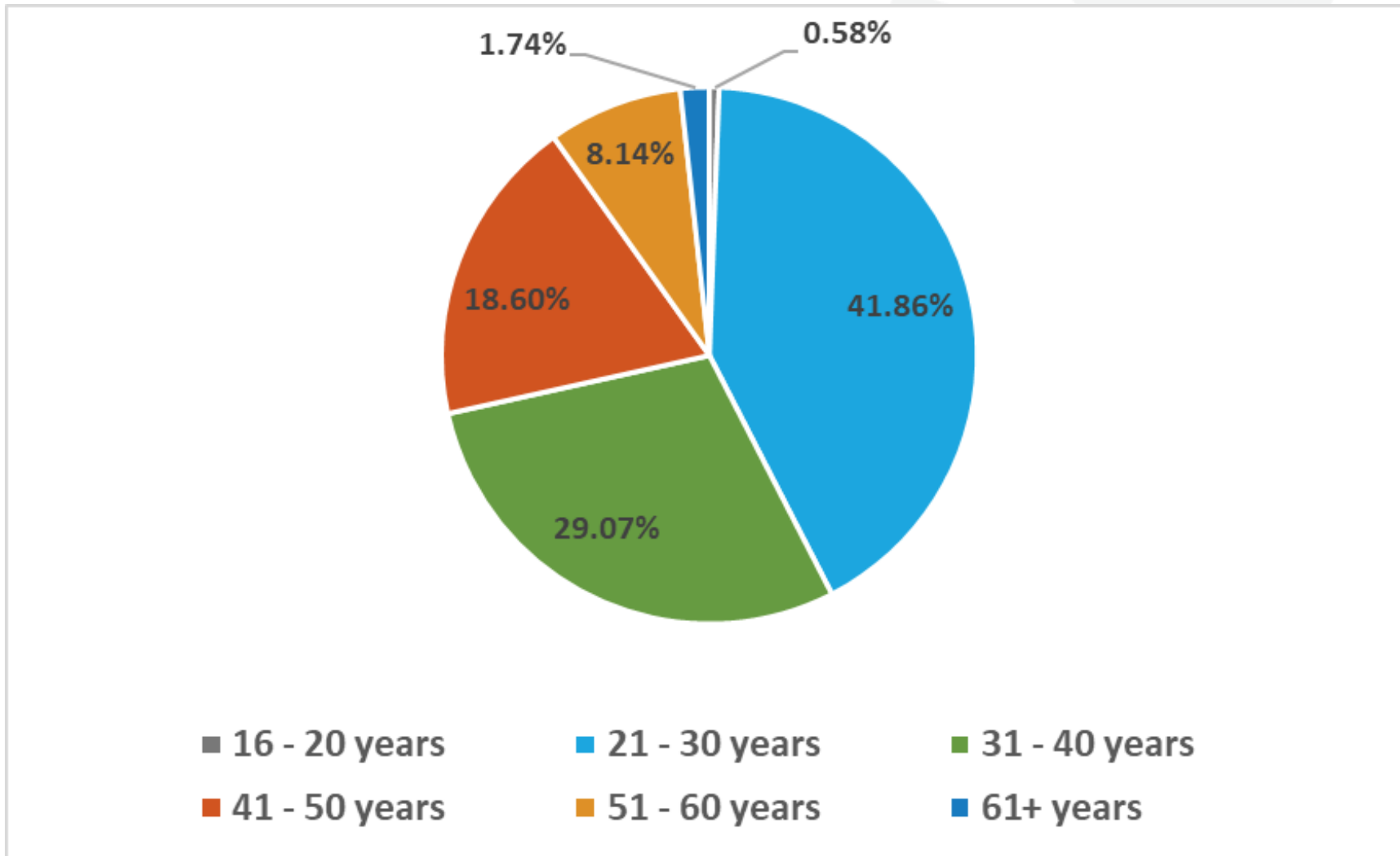
Training vs. Sales

ABLE Approved Training	Number Surveyed	Number of Sales	Percent Sold
QuikTrip Corporation	1	0	0%
RBSS	53	2	3.78%
Responsible Training	4	0	0%
Seller/Server Classes	1	0	0%
Serv Safe (OK Restaurant Association)	3	1	33.33%
Sure Sell Now	4	0	0%
TIPS	1	0	0%
Walgreens Corporation	1	0	0%
Walmart Oklahoma Alcohol Training	2	0	0%
Other/Unknown Training	17	0	0%
NO TRAINING	17	3	17.65%
Grandfathered in / No training needed	17	1	5.88%
Within 14 day window	5	0	0%

Perceived Age of Clerk and Number of Sales

Perceived Age of Clerk	Number Surveyed	Number of Sales	Percent Sold
16 – 20 years	1	0	0%
21 – 30 years	72	10	13.89%
31 – 40 years	50	1	2.00%
41 – 50 years	32	1	3.13%
51 – 60 years	14	0	0%
61+ years	3	1	33%
TOTAL	172	13	

Perceived Ages of Clerks Total Breakdown



THANK YOU!