

Employer Sponsored Insurance (ESI)

Fast Facts

February 2015



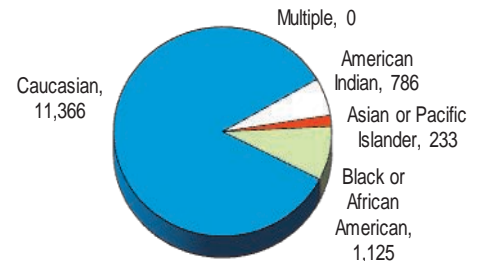
Business, insurance, state government and you
Working Together to
Insure Oklahoma!

The Insure Oklahoma Employer Sponsored Insurance program is designed to assist small business owners, employees and their dependents with health insurance premiums. Find out more information by visiting www.insureoklahoma.org.

Employer-Sponsored Insurance (ESI)

| | Total Current Enrollment | | | Breakdown of Current Enrollment | | | | | |
|--------------|--------------------------|--------------|---------------|---------------------------------|------------|------------|--------------------------|------------|--------------|
| | Male | Female | Total | New Enrollment this Month | | | Expanded 185 to 200% FPL | | |
| | | | | Male | Female | Total | Male | Female | Total |
| Employee | 5,103 | 6,055 | 11,158 | 210 | 243 | 453 | 671 | 525 | 1,196 |
| Spouse | 459 | 1,555 | 2,014 | 14 | 36 | 50 | 49 | 178 | 227 |
| Student | 45 | 62 | 107 | 2 | 0 | 2 | 6 | 11 | 17 |
| Dependent | 125 | 106 | 231 | 1 | 3 | 4 | 125 | 106 | 231 |
| Total | 5,732 | 7,778 | 13,510 | 227 | 282 | 509 | 851 | 820 | 1,671 |

Race Breakdown of ESI Members



Hispanic Ethnicity 1,085

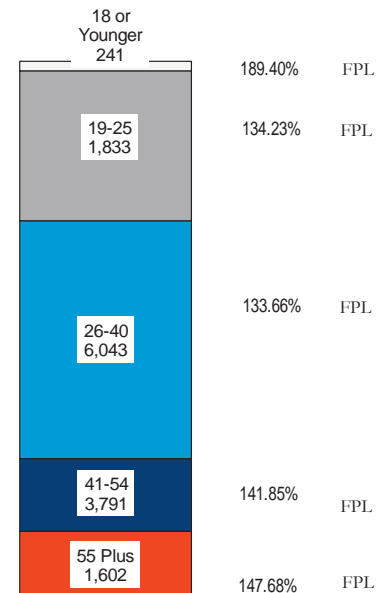
Race is self-reported by members at the time of enrollment. The multiple race members have selected two or more races. Hispanic is an ethnicity not a race. Hispanics can be of any race and are accounted for in a race category above.

Business Activity with Employee Participation Counts

| | 0 to 25 | 26 to 50 | 51 to 100 | Total |
|--------------|--------------|------------|-----------|--------------|
| Current | 3,674 | 202 | 78 | 3,954 |
| New | 23 | 5 | 3 | 31 |
| Total | 3,697 | 207 | 81 | 3,985 |

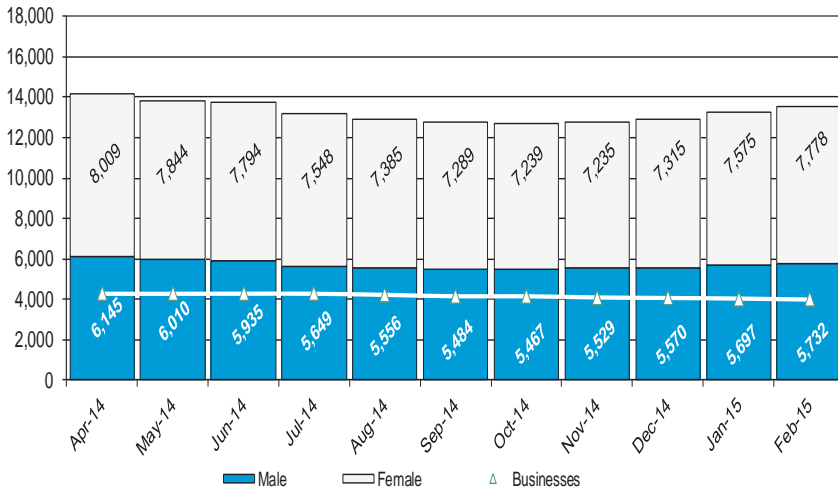
Some approved businesses may not have approved employees.

Age Breakdown with Average Federal Poverty Level of ESI Members

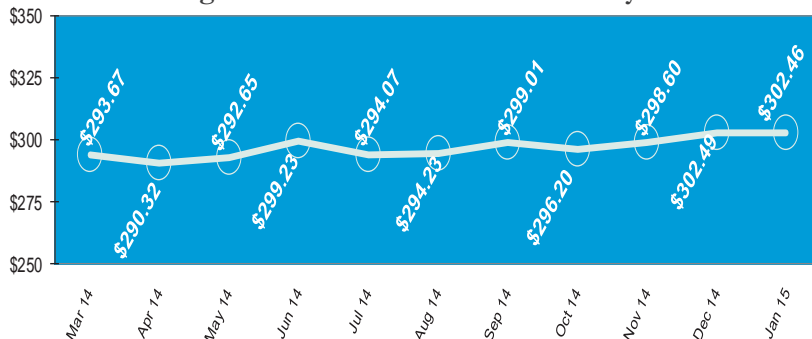


Federal Poverty Level is used to determine income qualification.

Member and Employer Monthly Enrollment



Average OHCA Premium Assistance Payments



Effective February 2007 OHCA Per Member Per Month reporting will be of the previous month due to semi-monthly payments verses monthly payments.

| Insure Oklahoma ESI by Region | | | |
|-------------------------------|--------------|-----------------|------------------------|
| Region | Employers | Employee/Spouse | Participating Counties |
| Region 1 | 453 | 1,806 | 16 of 16 |
| Region 2 | 265 | 837 | 16 of 16 |
| Region 3 | 1,229 | 3,757 | 6 of 6 |
| Region 4 | 987 | 3,012 | 5 of 5 |
| Region 5 | 694 | 2,788 | 18 of 18 |
| Region 6 | 357 | 1,310 | 16 of 16 |
| Total | 3,985 | 13,510 | 77 of 77 |

Regions identified on Insure Oklahoma/OEPIC Region map on next page.

Data is compiled by Reporting and Statistics and valid as of the date of the report; any subsequent figures for this group for this time period may vary. www.insureoklahoma.org

This publication is authorized by the Oklahoma Health Care Authority in accordance with state and federal regulations. Cost of the printing was \$1.75 for 5 copies. A copy has been given to the Oklahoma Department of Libraries. OHCA is in compliance with the Title VI and Title VII of the 1964 Civil Rights Act and the Rehabilitation Act of 1973. This document can be viewed on OHCA's website www.okhca.org/research/data. The Oklahoma Health Care Authority does not discriminate on the basis of race, color, national origin, sex, religion, age or disability in employment or the provision of services.

Individual Plan (IP)

Fast Facts

February 2015



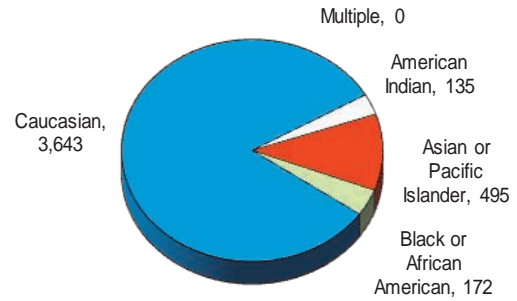
Business, insurance, state government and you
Working Together to
Insure Oklahoma!

The Insure Oklahoma Individual Plan program is designed to provide Oklahoma individuals with health insurance for themselves and their dependents if eligible. It is available to Oklahomans who are not qualified for an employer-sponsored health plan and work for an Oklahoma small business with 99 or fewer full time employees; temporarily unemployed adults who are eligible to receive unemployment benefits through the Oklahoman Employment Security Commission; or working adults with a disability who work for any size employer and have a "ticket to work". Find out more information by visiting www.insureoklahoma.org.

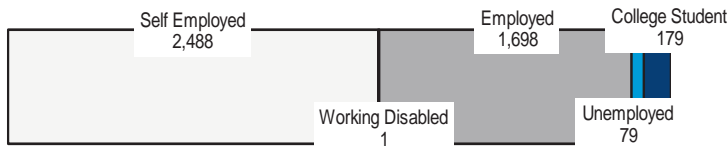
Individual Plan (IP)

| | Total Current Enrollment | | | New Enrollment this Month | | |
|--------------|--------------------------|--------------|--------------|---------------------------|-----------|-----------|
| | Male | Female | Total | Male | Female | Total |
| Employee | 1,467 | 1,839 | 3,306 | 21 | 44 | 65 |
| Spouse | 247 | 713 | 960 | 8 | 5 | 13 |
| Student | 66 | 113 | 179 | 2 | 2 | 4 |
| Dependent | 0 | 0 | 0 | 0 | 0 | 0 |
| Total | 1,780 | 2,665 | 4,445 | 31 | 51 | 82 |

Race Breakdown of IP Members



IP Application Type Breakdown




Hispanic Ethnicity 193

Race is self-reported by members at the time of enrollment. The multiple race members have selected two or more races. Hispanic is an ethnicity not a race. Hispanics can be of any race and are accounted for in a race category above.

| Unduplicated Counts | |
|--|---------|
| IP Members SFY2015 (July 2014 - Current) | 6,016 |
| IP Members Since Program Inception March 2007 | 41,796 |
| Miscellaneous | |
| Average IP Member Premium* | \$36.45 |
| Average Federal Poverty Level of IP Members | 61.26% |
| Federal Poverty Level is used to determine income qualification. | |

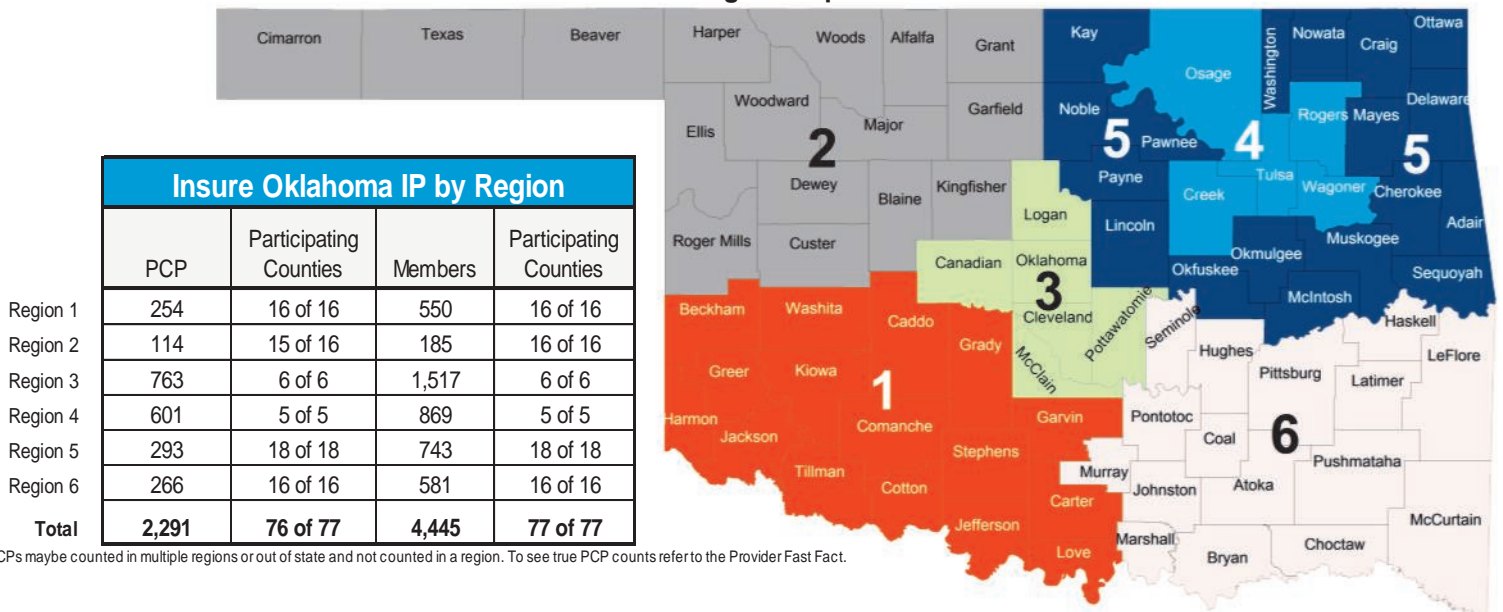
IP Age Breakdown with Average Federal Poverty Level for each group.



*Dependents effective 9/1/2010 doesn't show on graph being a small group at this time.

*IP qualifying FPL decreased to 100%.

Insure Oklahoma/OEPIC Region Map



PCPs may be counted in multiple regions or out of state and not counted in a region. To see true PCP counts refer to the Provider Fast Fact.

Data is compiled by Reporting and Statistics and valid as of the date of the report; any subsequent figures for this group for this time period may vary. www.insureoklahoma.org

This publication is authorized by the Oklahoma Health Care Authority in accordance with state and federal regulations. Cost of the printing was \$1.75 for 5 copies. A copy has been given to the Oklahoma Department of Libraries. OHCA is in compliance with the Title VI and Title VII of the 1964 Civil Rights Act and the Rehabilitation Act of 1973. This document can be viewed on OHCA's website www.ohca.org/research/data. The Oklahoma Health Care Authority does not discriminate on the basis of race, color, national origin, sex, religion, age or disability in employment or the provision of services.