

Employer Sponsored Insurance (ESI)

Fast Facts

October 2012



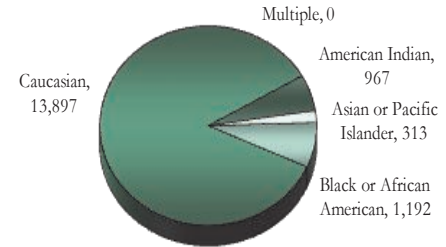
Business, insurance, state government and you
Working Together to
Insure Oklahoma!

The Insure Oklahoma Employer Sponsored Insurance program is designed to assist small business owners, employees and their dependents with health insurance premiums. Find out more information by visiting www.insureoklahoma.org.

Employer-Sponsored Insurance (ESI)

	Total Current Enrollment			Breakdown of Current Enrollment					
	Male	Female	Total	New Enrollment this Month			Expanded 185 to 200% FPL		
				Male	Female	Total	Male	Female	Total
Employee	6,393	6,739	13,132	205	207	412	856	655	1,511
Spouse	632	2,105	2,737	14	52	66	86	259	345
Student	48	72	120	1	1	2	12	11	23
Dependent	204	176	380	7	3	10	204	176	380
Total	7,277	9,092	16,369	227	263	490	1,158	1,101	2,259

Race Breakdown of ESI Members



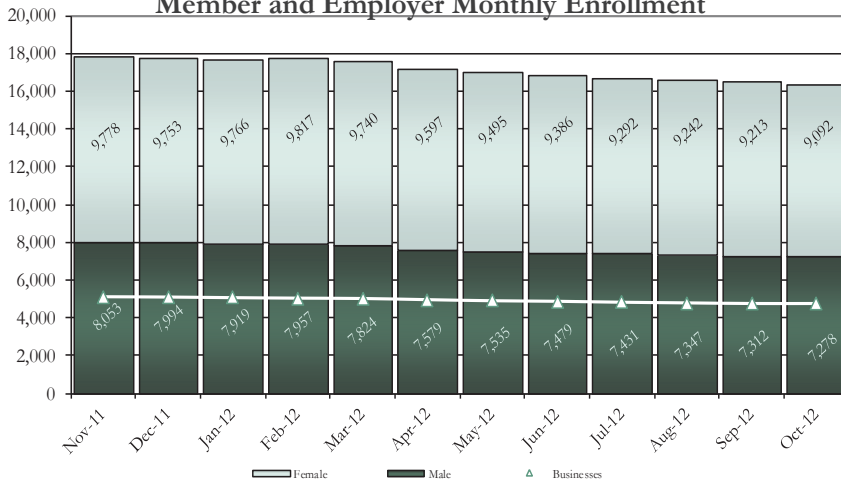
Hispanic 1,079

Race is self-reported by members at the time of enrollment. The multiple race members have selected two or more races. Hispanic is an ethnicity not a race. Hispanics can be of any race and are accounted for in a race category above.

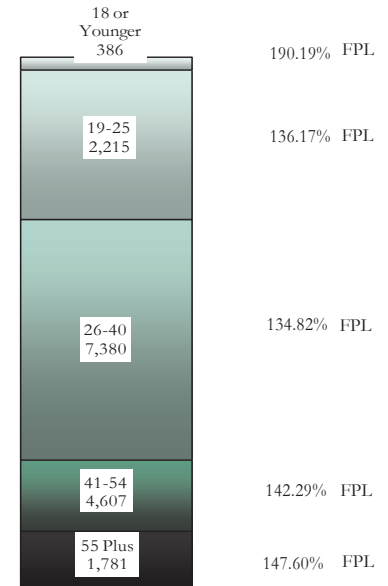
	Business Activity with Employee Participation Counts			
	0 to 25	26 to 50	51 to 100	Total
Current	4,392	251	107	4,750
New	35	1	1	37
Total	4,427	252	108	4,787

Some approved businesses may not have approved employees.

Member and Employer Monthly Enrollment




Age Breakdown with Average Federal Poverty Level of ESI Members



Federal Poverty Level is used to determine income qualification.

Average OHCA Premium Assistance Payments



Effective February 2007 OHCA Per Member Per Month reporting will be of the previous month due to semi-monthly payments verses monthly payments.

Insure Oklahoma ESI by Region		
	Employee/Spouse	Participating Counties
Region 1	545	2,048
Region 2	311	942
Region 3	1,459	4,572
Region 4	1,242	3,796
Region 5	782	3,245
Region 6	448	1,766
Total	4,787	16,369
		77 of 77

Regions identified on Insure Oklahoma/OEPIC Region map on next page.

Data is compiled by Reporting and Statistics and valid as of the date of the report; any subsequent figures for this group for this time period may vary. www.insureoklahoma.org

This publication is authorized by the Oklahoma Health Care Authority in accordance with state and federal regulations. Cost of the printing was \$1.75 for 5 copies. A copy has been given to the Oklahoma Department of Libraries. OHCA is in compliance with the Title VI and Title VII of the 1964 Civil Rights Act and the Rehabilitation Act of 1973. This document can be viewed on OHCA's website www.okhca.org/research/data. The Oklahoma Health Care Authority does not discriminate on the basis of race, color, national origin, sex, religion, age or disability in employment or the provision of services.

Individual Plan (IP)

Fast Facts

October 2012



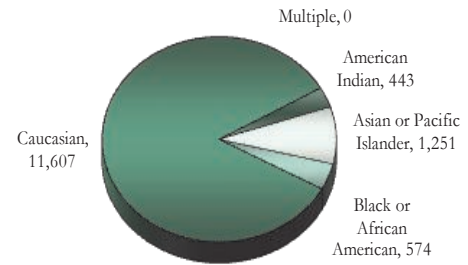
Business, insurance, state government and you Working Together to **Insure Oklahoma!**

The Insure Oklahoma Individual Plan program is designed to provide Oklahoma individuals with health insurance for themselves and their dependents if eligible. It is available to Oklahomans who are not qualified for an employer-sponsored health plan and work for an Oklahoma small business with 99 or fewer full time employees; temporarily unemployed adults who are eligible to receive unemployment benefits through the Oklahoman Employment Security Commission; or working adults with a disability who work for any size employer and have a "ticket to work". Find out more information by visiting www.insureoklahoma.org.

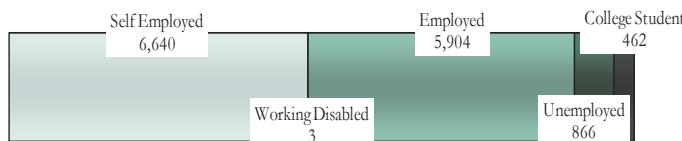
Individual Plan (IP)

	Total Current Enrollment			Breakdown of Current Enrollment					
	Male	Female	Total	New Enrollment this Month			Expanded 185 to 200% FPL		
				Male	Female	Total	Male	Female	Total
Employee	4,502	5,583	10,085	115	176	291	326	367	693
Spouse	788	2,416	3,204	30	61	91	63	181	244
Student	190	272	462	6	10	16	5	11	16
Dependent	58	66	124	2	3	5	58	66	124
Total	5,538	8,337	13,875	153	250	403	452	625	1,077

Race Breakdown of IP Members



IP Application Type Breakdown

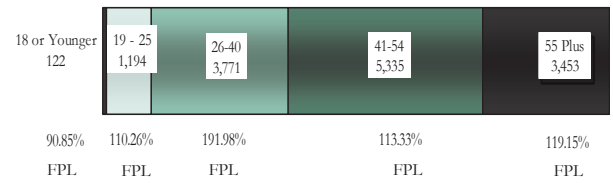


Hispanic 548

Race is self-reported by members at the time of enrollment. The multiple race members have selected two or more races. Hispanic is an ethnicity not a race. Hispanics can be of any race and are accounted for in a race category above.

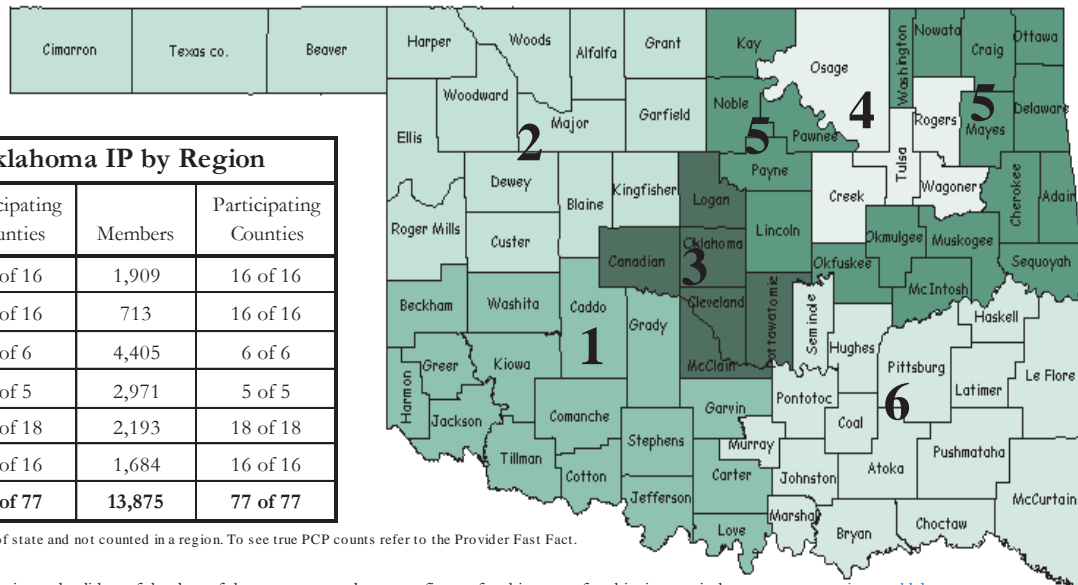
Unduplicated Counts	
IP Members SFY2013 (July 2012 - Current)	15,995
IP Members Since Program Inception March 2007	35,499
Miscellaneous	
Average IP Member Premium	\$62.60
Average Federal Poverty Level of IP Members	107.66%
Federal Poverty Level is used to determine income qualification.	

IP Age Breakdown with Average Federal Poverty Level for each group.



*Dependents effective 9/1/2010 doesn't show on graph being a small group at this time.

Insure Oklahoma/OEPIC Region Map



Insure Oklahoma IP by Region			
Region	PCP	Participating Counties	Members
Region 1	198	16 of 16	1,909
Region 2	107	15 of 16	713
Region 3	487	6 of 6	4,405
Region 4	358	5 of 5	2,971
Region 5	211	18 of 18	2,193
Region 6	203	16 of 16	1,684
Total	1,564	76 of 77	13,875

PCPs maybe counted in multiple regions or out of state and not counted in a region. To see true PCP counts refer to the Provider Fast Fact.

Data is compiled by Reporting and Statistics and valid as of the date of the report; any subsequent figures for this group for this time period may vary. www.insureoklahoma.org

This publication is authorized by the Oklahoma Health Care Authority in accordance with state and federal regulations. Cost of the printing was \$1.75 for 5 copies. A copy has been given to the Oklahoma Department of Libraries. OHCA is in compliance with the Title VI and Title VII of the 1964 Civil Rights Act and the Rehabilitation Act of 1973. This document can be viewed on OHCA's website www.okhca.org/research/data. The Oklahoma Health Care Authority does not discriminate on the basis of race, color, national origin, sex, religion, age or disability in employment or the provision of services.