

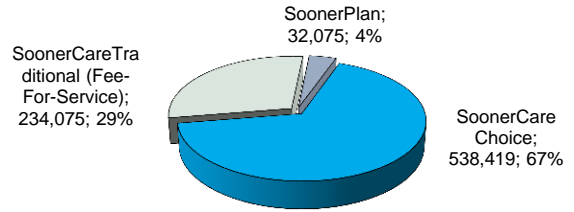
SoonerCare Fast Facts

September 2017

TOTAL ENROLLMENT – OKLAHOMA SOONERCARE (MEDICAID)

Qualifying Group	Age Group	Enrollment	% of Total
Aged/Blind/Disabled	Child	18,408	2.29%
Aged/Blind/Disabled	Adult	139,570	17.35%
Children/Parents	Child	511,602	63.59%
Children/Parents	Adult	76,800	9.55%
Other	Child	380	0.05%
Other	Adult	24,680	3.07%
Oklahoma Cares (Breast and Cervical Cancer)		415	0.05%
SoonerPlan (Family Planning)		32,075	3.99%
TEFRA		639	0.08%

Delivery System Breakdown of Total Enrollment



Total Enrollment	804,569	Adults	270,916	34%
		Children	533,653	66%

OTHER Group includes—DDSD State-PKU-Q1-Q2-Refugee--SLMB-Soon to be Sooners (STBS) and TB patients. The Total Enrollment figure makes up 457,028 cases. A case is used to group members of the same family living in the same household.

For more information go to www.okhca.org under Individuals then to Programs. Insure Oklahoma members are NOT included in the figures above.

Unless stated otherwise, CHILD is defined as an individual under the age of 21.

Note that all subsequent figures are groups within the above total enrollment numbers (except Insure Oklahoma). SoonerPlan members are not entitled to the full scope of benefits, only family planning services are covered.

The Insure Oklahoma is a program to assist qualifying small business owners, employees & their spouses (Employer-Sponsored Insurance- ESI) with health insurance premiums and some individual Oklahomans (Individual Plan-IP) with limited health coverage. www.insureoklahoma.org

New Enrollees

Oklahoma SoonerCare members that have not been enrolled in the past 6 months.

Adult	6,639
Child	9,083
Total	15,722

CHIP Breakdown of Total Enrollment

Members qualifying for SoonerCare (Medicaid) eligibility under the CHIP program are under age 19 and have income between the maximum for standard eligibility and the expanded Federal Poverty Level (FPL) income

Age Breakdown	% of FPL	CHIP Enrollees
INSURE OK DEPENDENTS (ESI)		172
PRENATAL		3,783
INFANT	170% to 210%	1,902
1 to 5	152% to 210%	17,528
6 to 13	116% to 210%	51,016
14-18	66% to 210%	46,570
Total		120,971

Other Enrollment Facts

Total Enrollment (Including Insure Oklahoma) - 823,826

Unduplicated Enrollment SFY (July through report month including Insure Oklahoma) - 879,930

Other Breakdowns of Total Enrollment

Oklahoma SoonerCare (Medicaid) members residing in a long-term care facility - 14,920

Oklahoma persons enrolled in both Medicare and Medicaid (Dual Enrollees) - 115,216

SoonerCare (Medicaid) members enrolled in Home & Community-Based Services (HCBS) Waivers - 22,992

SoonerCare (Medicaid) members enrolled in Program of All-Inclusive Care for the Elderly (PACE) - 415

Small Businesses Enrolled in ESI	Employees w/ ESI	Individual Plan (IP) Members
4,468	14,076	5,187

Race Breakdown of Total Enrollment

	Children	Adults	Percent	Pregnant Women
American Indian	60,787	21,391	10%	2,757
Asian or Pacific Islander	9,967	4,729	2%	635
Black or African American	58,084	36,433	12%	2,537
Caucasian	312,432	187,238	62%	15,112
Multiple Races	57,056	13,192	9%	1,766
Declined To Answer	35,327	7,933	5%	1,564
Hispanic Ethnicity	119,633	19,737	17%	5,041

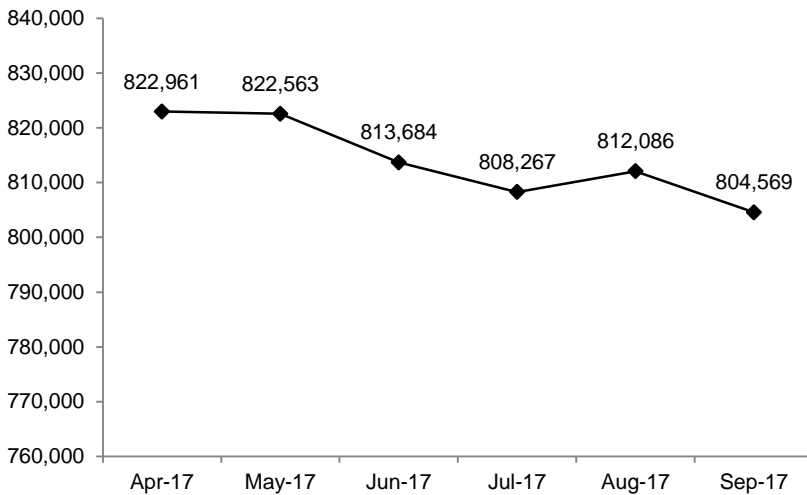
Race is self-reported by members at the time of enrollment. The multiple race members have selected two or more races. Hispanic is an ethnicity, not a race. Hispanics can be any race and are accounted for in the race category above. Pregnant women includes CHIP Prenatal.

Age Breakdown of Total Enrollment

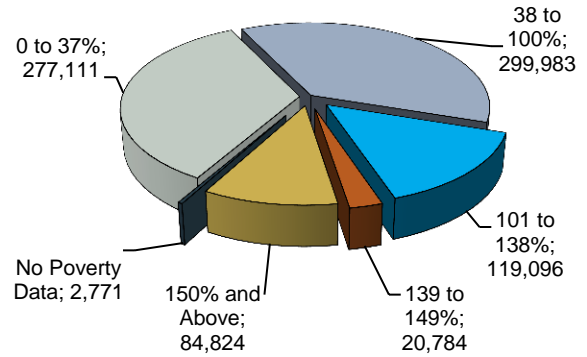


Data was compiled by the Office of Data Governance and Analytics as of the report date and is subject to change. Numbers frequently change due to certifications occurring after the data is extracted and other factors. This report is based on data within the system prior to the report date. A majority of the data is a "point in time" representation of the specific report month and is not cumulative. Unless stated otherwise, CHILD is defined as an individual under the age of 21.

Total Enrollment Trend



Percent of Federal Poverty Levels Totals



The "No Poverty Data" group consists of members with no poverty data and members enrolled with an aid category of U- DDSD State, R2 - OJA not incarcerated, or R4 - OJA incarcerated. These aid categories do not require poverty data or do not use the poverty data

September 28, 2017

OHCA Contacts: [Jo Stainsby](#) - (405) 522-7474

OHCA hosts 11th annual dental event at Riverside Indian Boarding School

ANADARKO – An annual dental evaluation and health screening event co-sponsored by the Oklahoma Health Care Authority (OHCA) at the Riverside Indian Boarding School recently helped about 515 students get dental exams and supplies.

The OHCA was joined by the Oklahoma State Department of Health (OSDH), Indian Health Services (IHS), Southern Plains Tribal Health Board (SPTHB), Absentee Shawnee Tribe, Little Axe Health Center, and Blue Cross and Blue Shield of Oklahoma (BCBSOK) to sponsor the 11th annual event. New to the list of sponsors this year was the American Heart Association (AHA).

"It's an honor to work alongside all of these wonderful partners and the Riverside Indian Boarding School staff to help make a positive difference in the lives of these kiddos," said Dana Miller, OHCA Tribal Government Relations Director.

Students received onsite dental evaluations, eye screenings, behavioral health screenings, and body mass index (BMI) measurements. They also received information discussing the effects of using tobacco on their teeth, gums and body. Students also learned how to achieve and maintain good oral health. Any follow up care needed for the students was coordinated by the Indian Health Service.

OHCA staff extends appreciation to Colgate-Palmolive who donated toothbrushes and toothpaste, SPTHB who provided dental floss and bags, and all partners who provide education and supplies to promote healthy living.

To learn more about OHCA and its programs, please visit www.okhca.org.