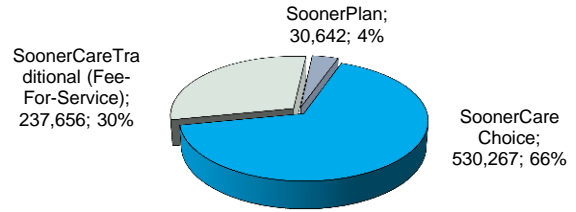


## February 2018

### TOTAL ENROLLMENT – OKLAHOMA SOONERCARE (MEDICAID)

Qualifying Group	Age Group	Enrollment	% of Total
Aged/Blind/Disabled	Child	18,585	2.33%
Aged/Blind/Disabled	Adult	140,346	17.57%
Children/Parents	Child	508,319	63.65%
Children/Parents	Adult	74,834	9.37%
Other	Child	335	0.04%
Other	Adult	24,490	3.07%
Oklahoma Cares (Breast and Cervical Cancer)		385	0.05%
SoonerPlan (Family Planning)		30,642	3.84%
TEFRA		629	0.08%

### Delivery System Breakdown of Total Enrollment



Total Enrollment	798,565	Adults	268,070	34%
		Children	530,495	66%

OTHER Group includes—DDSD State-PKU-Q1-Q2-Refugee--SLMB-Soon to be Sooners (STBS) and TB patients. The Total Enrollment figure makes up 453,182 cases. A case is used to group members of the same family living in the same household.

For more information go to [www.okhca.org](http://www.okhca.org) under Individuals then to Programs. Insure Oklahoma members are NOT included in the figures above.

Unless stated otherwise, CHILD is defined as an individual under the age of 21.

Note that all subsequent figures are groups within the above total enrollment numbers (except Insure Oklahoma). SoonerPlan members are not entitled to the full scope of benefits, only family planning services are covered.

The Insure Oklahoma is a program to assist qualifying small business owners, employees & their spouses (Employer-Sponsored Insurance- ESI) with health insurance premiums and some individual Oklahomans (Individual Plan-IP) with limited health coverage. [www.insureoklahoma.org](http://www.insureoklahoma.org)

#### New Enrollees

Oklahoma SoonerCare members that have not been enrolled in the past 6 months.

Adult	5,898
Child	7,675
<b>Total</b>	<b>13,573</b>

#### CHIP Breakdown of Total Enrollment

Members qualifying for SoonerCare (Medicaid) eligibility under the CHIP program are under age 19 and have income between the maximum for standard eligibility and the expanded Federal Poverty Level (FPL) income

Age Breakdown	% of FPL	CHIP Enrollees
INSURE OK DEPENDENTS (ESI)		221
PRENATAL		3,627
INFANT	170% to 210%	2,098
1 to 5	152% to 210%	20,059
6 to 13	116% to 210%	55,884
14-18	66% to 210%	48,365
<b>Total</b>		<b>130,254</b>

#### Other Enrollment Facts

Total Enrollment (Including Insure Oklahoma) - 818,515

Unduplicated Enrollment SFY (July through report month including Insure Oklahoma) - 966,623

#### Other Breakdowns of Total Enrollment

Oklahoma SoonerCare (Medicaid) members residing in a long-term care facility - 14,858

Oklahoma persons enrolled in both Medicare and Medicaid (Dual Enrollees) - 115,300

SoonerCare (Medicaid) members enrolled in Home & Community-Based Services (HCBS) Waivers - 22,538

SoonerCare (Medicaid) members enrolled in Program of All-Inclusive Care for the Elderly (PACE) - 441

Small Businesses Enrolled in ESI	Employees w/ ESI	Individual Plan (IP) Members
4,693	14,673	5,283

#### Race Breakdown of Total Enrollment

	Children	Adults	Percent	Pregnant Women
American Indian	60,492	20,779	10%	2,644
Asian or Pacific Islander	9,882	4,660	2%	599
Black or African American	57,352	36,363	12%	2,493
Caucasian	308,127	184,764	62%	14,437
Multiple Races	57,125	13,295	9%	1,733
Declined To Answer	37,517	8,209	6%	1,608
Hispanic Ethnicity	119,840	19,766	17%	4,849

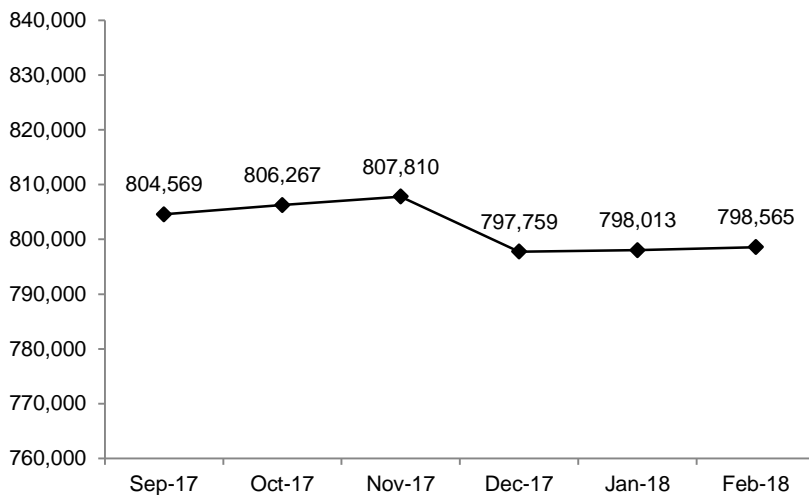
Race is self-reported by members at the time of enrollment. The multiple race members have selected two or more races. Hispanic is an ethnicity, not a race. Hispanics can be any race and are accounted for in the race category above. Pregnant women includes CHIP Prenatal.

#### Age Breakdown of Total Enrollment

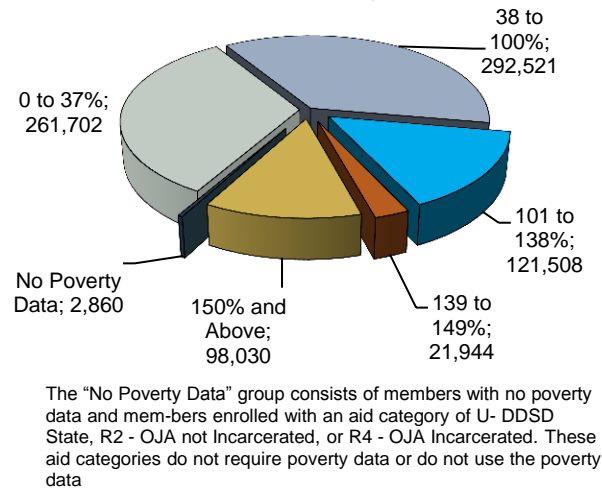


Data was compiled by the Office of Data Governance and Analytics as of the report date and is subject to change. Numbers frequently change due to certifications occurring after the data is extracted and other factors. This report is based on data within the system prior to the report date. A majority of the data is a "point in time" representation of the specific report month and is not cumulative. Unless stated otherwise, CHILD is defined as an individual under the age of 21.

## Total Enrollment Trend



## Percent of Federal Poverty Levels Totals



February 13, 2018

OHCA Contacts: [Jo Stainsby](#) - (405) 522-7474

## OHCA names Defender of Health award winners

OKLAHOMA CITY – The Oklahoma Health Care Authority (OHCA) recently named Dr. Garth Splinter and Ed McFall recipients of the 2018 Dr. T.J. Brickner Defender of Health Award.

Dr. Splinter is retiring from the OHCA having served as the agency’s first CEO, the state Medicaid director, and most recently as Deputy CEO. McFall served on the agency’s board from the creation of the agency through 2017.

In 2005, the OHCA presented the first Brickner Award to its namesake, a founding member of the OHCA Board. The award was created by the agency to recognize some of the best examples of dedication and personal commitment to the low income, uninsured and underinsured residents of Oklahoma. The recognition celebrates the achievements of an individual or individuals, who work tirelessly in the service of other people, either in health care or a related field. OHCA CEO Becky Pasternik-Ikard presented the awards during OHCA’s February board meeting.

“These two individuals have been an intricate part of this agency since its creation. They have served with diligence and display a high level of commitment to the agency and the people we serve,” said OHCA CEO Becky Pasternik-Ikard. “The agency owes them a debt of gratitude, they will be missed.”

Dr. Splinter and McFall join a handful of people who have been recognized with the Brickner award including Dr. Steven Crawford, Mike Dover, Anne Roberts, former Senator George Miller, former state representatives Dr. Doug Cox and Calvin Anthony.