

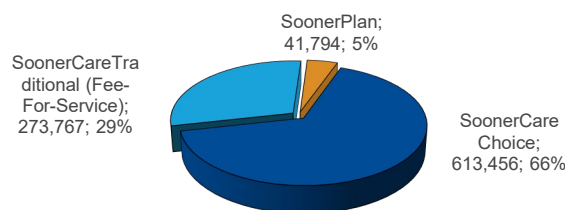
SoonerCare Fast Facts

November 2020

TOTAL ENROLLMENT – OKLAHOMA SOONERCARE (MEDICAID)

Qualifying Group	Age Group	Enrollment	% of Total
Aged/Blind/Disabled	Child	17,052	1.84%
Aged/Blind/Disabled	Adult	144,191	15.52%
Children/Parents	Child	583,372	62.79%
Children/Parents	Adult	110,529	11.90%
Other	Child	507	0.05%
Other	Adult	30,209	3.25%
Oklahoma Cares (Breast and Cervical Cancer)		504	0.05%
SoonerPlan (Family Planning)		41,794	4.50%
TEFRA		859	0.09%

Delivery System Breakdown of Total Enrollment



Other Enrollment Facts	
Total Monthly Enrollment (Including Insure Oklahoma)	- 962,323
Unduplicated Enrollment SFY (July through report month including Insure Oklahoma)	- 977,254
Other Breakdowns of Total Enrollment	
Oklahoma SoonerCare (Medicaid) members residing in a long-term care facility	- 14,275
Oklahoma persons enrolled in both Medicare and Medicaid (Dual Enrollees)	- 122,441
SoonerCare (Medicaid) members enrolled in Home & Community-Based Services (HCBS) Waivers	- 23,790
SoonerCare (Medicaid) members enrolled in Program of All-Inclusive Care for the Elderly (PACE)	- 656

Small Businesses Enrolled in ESI	Employees w/ ESI	Individual Plan (IP) Members
3,605	14,819	18,495

Total Enrollment	929,017	Adults	325,465	35%
		Children	603,552	65%

OTHER Group includes—DDSD State-PKU-Q1-Q2-Refugee--SLMB--Soon to be Sooners (STBS) and TB patients. The Total Enrollment figure makes up 497,842 cases. A case is used to group members of the same family living in the same household.

For more information go to www.okhca.org under Individuals then to Programs. Insure Oklahoma members are NOT included in the figures above.

Unless stated otherwise, CHILD is defined as an individual under the age of 21.

Note that all subsequent figures are groups within the above total enrollment numbers (except Insure Oklahoma). SoonerPlan members are not entitled to the full scope of benefits, only family planning services are covered.

The Insure Oklahoma is a program to assist qualifying small business

www.insureoklahoma.org

New Enrollees	
Oklahoma SoonerCare members that have not been enrolled in the past 6 months.	
Adult	8,103
Child	7,715
Total	15,818

Race Breakdown of Total Enrollment				
	Children	Adults	Percent	Pregnant Women
American Indian	69,620	26,003	10%	3,983
Asian or Pacific Islander	12,932	6,218	2%	964
Black or African American	64,485	43,337	12%	3,549
Caucasian	347,015	220,611	61%	21,095
Two or More Races	70,011	18,634	10%	2,263
Declined To Answer	39,489	10,662	5%	2,166
Hispanic or Latino	139,877	29,128	18%	8,565

Race is self-reported by members at the time of enrollment. The two or more race members have selected two or more races. Hispanic or Latino is an ethnicity, not a race. Hispanics or Latinos can be any race and are accounted for in the race category above. Pregnant women includes CHIP Prenatal.

Age Breakdown of Total Enrollment



CHIP Breakdown of Total Enrollment

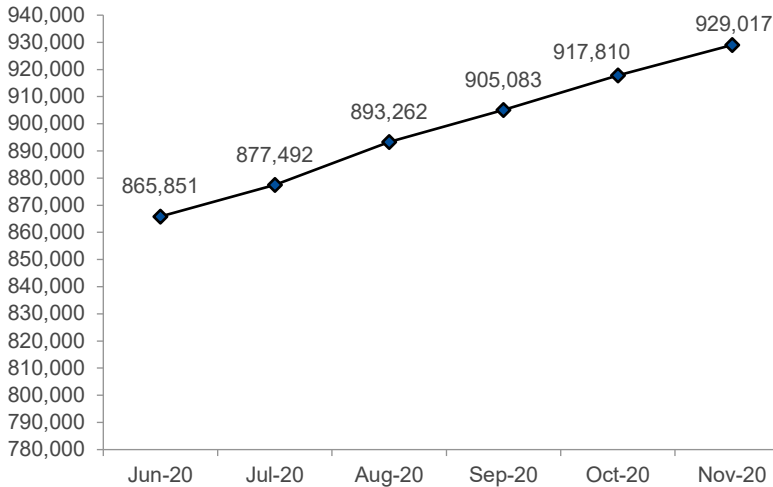
Members qualifying for SoonerCare (Medicaid) eligibility under the CHIP program are under age 19 and have income between the maximum for standard eligibility and the expanded Federal Poverty Level (FPL) income guidelines.

Age Breakdown	% of FPL	CHIP Enrollees
INSURE OK DEPENDENTS (ESI)		251
PRENATAL		6,720
INFANT	170% to 210%	1,853
1 to 5	152% to 210%	19,492
6 to 13	116% to 210%	57,295
14-18	66% to 210%	54,439
Total		140,050

Data was compiled by the Office of Data Governance and Analytics as of the report date and is subject to change. Numbers frequently change due to certifications occurring after the data is extracted and other factors. This report is based on data within the system prior to the report date. A majority of the data is a "point in time" representation of the specific report month and is not cumulative. Unless stated otherwise, CHILD is defined as an individual under the age of 21.

SoonerCare Fast Facts

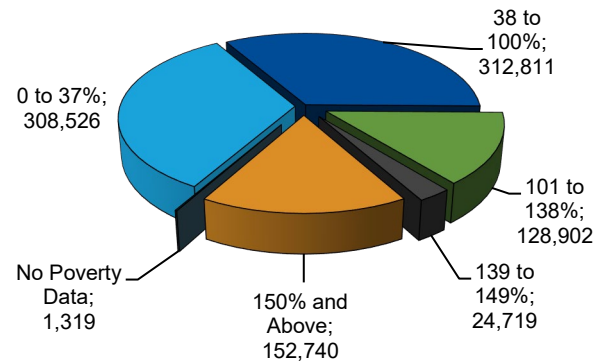
Total Enrollment Trend



*Increase beginning in March due to COVID-19 economic impact and relief measures (continuity of care by postponing recertifications)

**June increase also due to large increase in new members.

Percent of Federal Poverty Levels Totals



The "No Poverty Data" group consists of members with no poverty data and members enrolled with an aid category of U- DDSD State, R2 - OJA not Incarcerated, or R4 - OJA Incarcerated. These aid categories do not require poverty data or do not use the poverty data

The Oklahoman Names Oklahoma Health Care Authority A Winner Of The Oklahoma Top Workplaces 2020 Award

OKLAHOMA CITY – The Oklahoma Health Care Authority has been awarded a Top Workplaces 2020 honor by The Oklahoman. The list is based solely on [employee feedback](#) gathered through a third-party survey administered by employee engagement technology partner [Energage](#), LLC. The anonymous survey uniquely measures 15 drivers of engaged cultures critical to the success of any organization: including alignment, execution, and connection, just to name a few.

"In times of great change, it is more important than ever to maintain a connection among employees," said Eric Rubino, Energage CEO. "When you give your employees a voice, you come together to navigate challenges and shape your path forward based on real-time insights into what works best for your organization. The Top Workplaces program can be positive outcome your company can rally around in the coming months to celebrate leadership and the importance of maintaining an employee-focused culture, even during challenging times."

This is not a team comprised of people who just show up to a job every day. We are a family, not only with each other, but by extension, with the members we serve and so fervently care about," said Kevin Corbett, CEO of Oklahoma Health Care Authority. "It is difficult to describe the genuine camaraderie and affection that lives within this team, but it is that sense of community and care for others that also contributes to OHCA being a top place to work."

Data was compiled by the Office of Data Governance and Analytics as of the report date and is subject to change. Numbers frequently change due to certifications occurring after the data is extracted and other factors. This report is based on data within the system prior to the report date. A majority of the data is a "point in time" representation of the specific report month and is not cumulative. Unless stated otherwise, CHILD is defined as an individual under the age of 21.