

SoonerCare Fast Facts December 2015

TOTAL ENROLLMENT — OKLAHOMA SOONERCARE (MEDICAID)

Qualifying Group	Age Group	Enrollment	% of Total
Aged/Blind/Disabled	Child	18,319	2.29%
Aged/Blind/Disabled	Adult	135,799	16.96%
Children/Parents	Child	505,437	63.11%
Children/Parents	Adult	79,887	9.97%
Other	Child	169	0.02%
Other	Adult	23,005	2.87%
Oklahoma Cares (Breast & Cervical Cancer)		422	0.05%
SoonerPlan (Family Planning)		37,232	4.65%
TEFRA		606	0.08%

Total Enrollment	800,876	Adults	273,483	34%
		Children	527,393	66%

OTHER Group includes—DDSD State-PKU-Q1-Q2-Refugee--SLMB--Soon to be Sooners (STBS) and TB patients. The Total Enrollment figure makes up 455,458 cases. A case is used to group members of the same family living in the same household.

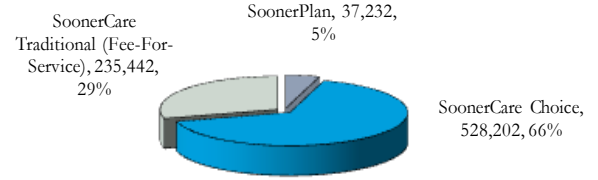
For more information go to www.okhca.org under Individuals then to Programs. Insure Oklahoma members are NOT included in the figures above.

Unless stated otherwise, CHILD is defined as an individual under the age of 21.

Note that all subsequent figures are groups within the above total enrollment numbers (except Insure Oklahoma). SoonerPlan members are not entitled to the full scope of benefits only family planning services are covered.

The Insure Oklahoma is a program to assist qualifying small business owners, employees & their spouses (Employer-Sponsored Insurance—ESI) with health insurance premiums and some individual Oklahomans (Individual Plan—IP) with limited health coverage. www.insureoklahoma.org

Delivery System Breakdown of Total Enrollment



Other Enrollment Facts

Total Enrollment (Including Insure Oklahoma) - 819,320

Unduplicated Enrollment SFY (July through report month including Insure Oklahoma) - 951,684

Other Breakdowns of Total Enrollment

Oklahoma SoonerCare (Medicaid) members residing in a long-term care facility - 14,961

Oklahoma persons enrolled in both Medicare and Medicaid (Dual Enrollees) - 111,510

SoonerCare (Medicaid) members enrolled in Home & Community-Based Services (HCBS) Waivers - 23,132

SoonerCare (Medicaid) members enrolled in Program of All-Inclusive Care for the Elderly (PACE) - 266

Small Businesses Enrolled in ESI	Employees w/ ESI	Individual Plan (IP) Members
3,575	14,598	3,846

New Enrollees

Oklahoma SoonerCare members that have not been enrolled in the past 6 months.

Adults	7,296
Children	8,885
Total	16,181

CHIP Breakdown of Total Enrollment

Members qualifying for SoonerCare (Medicaid) eligibility under the CHIP program are under age 19 and have income between the maximum for standard eligibility and the expanded 185% of Federal Poverty Level (FPL) income guidelines.

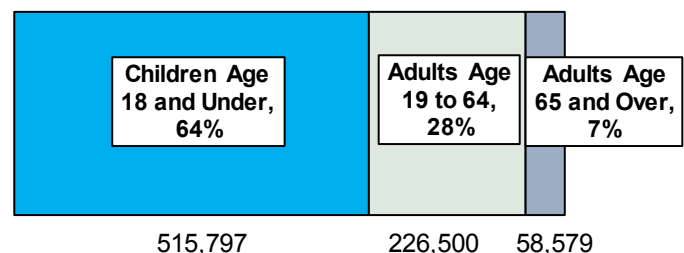
Age Breakdown	% of FPL	CHIP Enrollees
INSURE OK DEPENDENTS (ESI)		230
PRENATAL		3,910
INFANT	150% to 185%	1,848
01-05	133% to 185%	15,615
06-12	100% to 185%	40,253
13-18	100% to 185%	42,035
Total		103,891

Race Breakdown of Total Enrollment

	Children	Adults	Percent	Pregnant Women
American Indian	59,505	21,371	10%	2,553
Asian or Pacific Islander	9,468	4,695	2%	599
Black or African American	58,955	36,494	12%	2,286
Caucasian	317,031	191,963	64%	15,091
Multiple Race	53,723	12,110	8%	1,637
Declined to Answer	28,711	6,850	4.44%	1,292
Hispanic Ethnicity	115,408	19,386	17%	4,905

Race is self-reported by members at the time of enrollment. The multiple race members have selected two or more races. Hispanic is an ethnicity not a race. Hispanics can be of any race and are accounted for in a race category above.

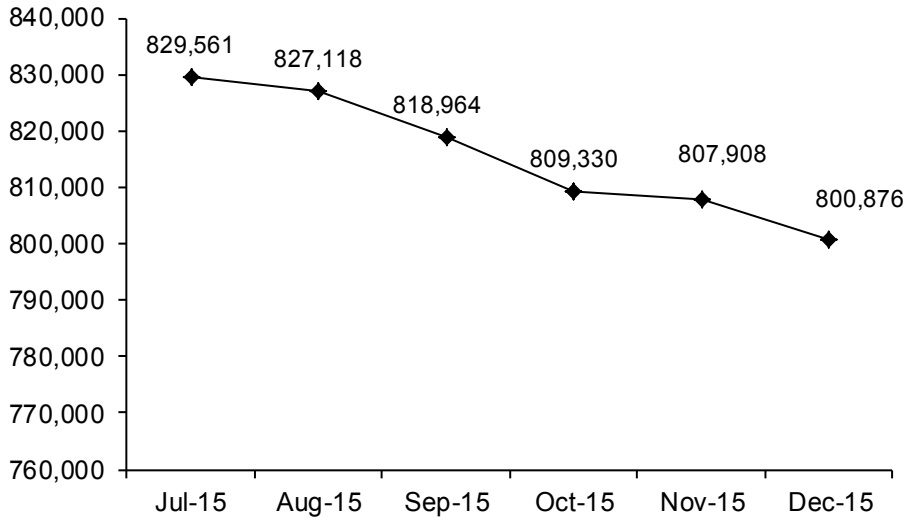
Age Breakdown of Total Enrollment



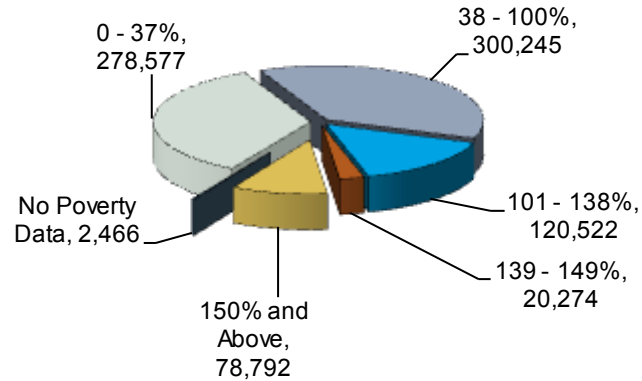
Data was compiled by Reporting and Statistics as of the report date and is subject to change. Numbers frequently change due to certifications occurring after the data is extracted and other factors. This report is based on data within the system prior to the report date. A majority of the data is a "point in time" representation of the specific report month and is not cumulative. Unless stated otherwise, CHILD is defined as an individual under the age of 21.

SoonerCare Fast Facts December 2015

Total Enrollment Trend



Percent of Federal Poverty Level Totals



The "No Poverty Data" group consists of members with no poverty data and members enrolled with an aid category of U- DDSD State, R2 - OJA not incarcerated, or R4 - OJA incarcerated. These aid categories do not require poverty data or do not use the poverty data.

December 15, 2015

OHCA Contacts: [Jo Kilgore](#) - (405) 522-7474, [Jennie Melendez](#)- (405) 522-7404

OHCA responds to potential state revenue failure

In response to the proposed revenue failure for the current fiscal year, the Oklahoma Health Care Authority has been actively preparing for such a scenario. As early as September, we have been leading discussions with our board about the realistic situation of our state economy. Our board approved a three percent rate cut to our providers this past Thursday. This action was pursued in anticipation of the state's continued decline in revenue, and as a means for us to enter State Fiscal Year (SFY) 17 with a zero percent increase in the agency's appropriations request. Although we do recognize that today's announcement positions us for deeper cuts in SFY17.

That said, until the Board of Equalization meets and votes on Monday and a specific dollar amount is shared with us, it is too early for us to know how we will proceed. Most importantly, behind the number are real people who need help and these dollars are tied to access essential health care services provided to more than one million Oklahomans each year.

-CEO Nico Gomez