

# SoonerCare Fast Facts

## December 2010



### TOTAL ENROLLMENT — OKLAHOMA SOONERCARE (MEDICAID)

Qualifying Group	Age Group	Enrollment	% of Total
Aged/Blind/Disabled	Child	19,671	2.73%
Aged/Blind/Disabled	Adult	128,307	17.83%
Children/Parents	Child	466,013	64.75%
Children/Parents	Adult	53,233	7.40%
Other	Child	117	0.02%
Other	Adult	19,374	2.69%
Oklahoma Cares (Breast & Cervical Cancer)		1,933	0.27%
SoonerPlan (Family Planning)		30,636	4.26%
TEFRA		376	0.05%

<b>Total Enrollment</b>	<b>719,660</b>	Adults	229,647	32%
		Children	490,013	68%

Please note some Child/Parent member eligibility was extended during the September Online Enrollment transition period. The extension ended on November 30, 2010; therefore, December 2010 reflects a drop in enrollment.

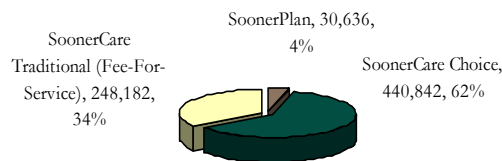
OTHER Group includes—DDSD State-PKU-Q1-Q2-Refugee--SLMB-Soon to be Sooners (STBS) and TB patients. The Total Enrollment figure makes up 434,300 cases. A case is used to group members of the same family living in the same household.

For more information go to [www.okhca.org](http://www.okhca.org) under Individuals then to Programs. Insure Oklahoma members are NOT included in the figures above.

Note that all subsequent figures are groups within the above total enrollment numbers (except Insure Oklahoma). SoonerPlan (Family Planning) members are not entitled to the full scope of benefits only family planning services are covered.

The Insure Oklahoma is a program to assist qualifying small business owners, employees & their spouses (Employer Sponsored Insurance—ESI) with health insurance premiums and some individual Oklahomans (Individual Plan—IP) with limited health coverage. [www.insureoklahoma.org](http://www.insureoklahoma.org)

### Delivery System Breakdown of Total Enrollment



### Other Enrollment Facts

Unduplicated enrollees State Fiscal Year-to-Date (July through report month including Insure Oklahoma) — **851,342**

### Other Breakdowns of Total Enrollment

Oklahoma SoonerCare (Medicaid) members residing in a long-term care facility — **15,801**

Oklahoma persons enrolled in both Medicare and Medicaid (dual eligibles) — **104,258**

Small Businesses Enrolled in ESI	Employees w/ ESI	Individual Plan (IP) Members
5,395	19,133	12,885

### New Enrollees

Oklahoma SoonerCare members that have not been enrolled in the past 6 months.

Adults	7,606
Children	9,933
<b>Total</b>	<b>17,539</b>

### CHIP Breakdown of Total Enrollment

Members qualifying for SoonerCare (Medicaid) eligibility under the CHIP program are under age 19 and have income between the maximum for standard eligibility and the expanded 185% of Federal Poverty Level (FPL) income guidelines.

Age Breakdown	% of FPL	CHIP Enrollees
PRENATAL		
INFANT	150% to 185%	
01-05	100% to 185%	
06-12	100% to 185%	
13-18	100% to 185%	
<b>Total</b>		

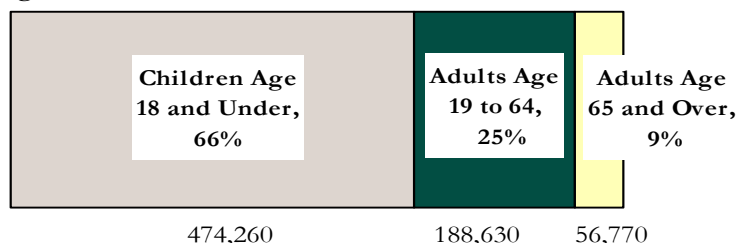
Data is currently unavailable.

### Race Breakdown of Total Enrollment

	Children	Adults	Percent	Pregnant Women
American Indian	61,117	21,648	12%	3,085
Asian or Pacific Islander	7,419	3,215	1%	729
Black or African American	68,322	31,763	14%	2,675
Caucasian	331,819	169,302	70%	21,092
Multiple Races	21,336	3,719	3%	1,053
Hispanic Ethnicity	81,640	12,343	13%	6,687

Race is self-reported by members at the time of enrollment. The multiple race members have selected two or more races. Hispanic is an ethnicity not a race. Hispanics can be of any race and are accounted for in a race category above.

### Age Breakdown of Total Enrollment

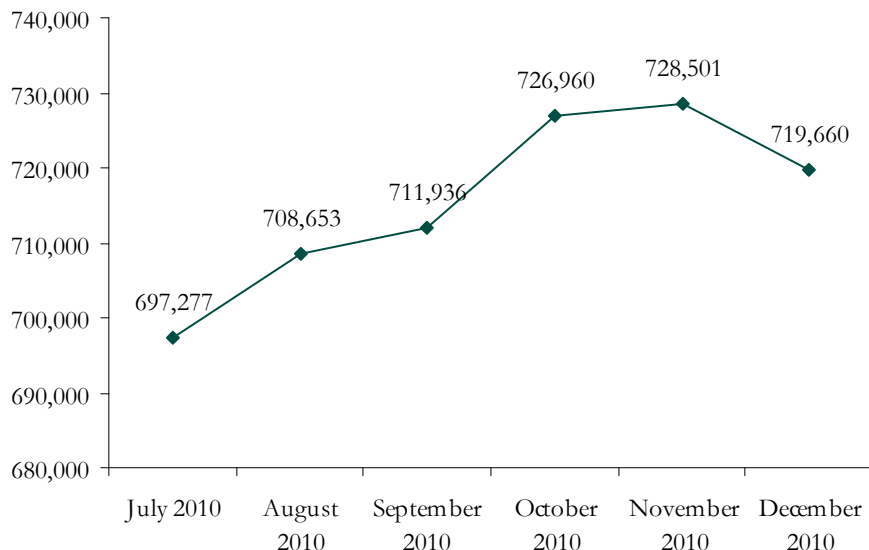


# SoonerCare Fast Facts

## December 2010



### Total Enrollment Trend



### Percent of Federal Poverty Level Totals

Data is currently unavailable.

Please note some Child/Parent member eligibility was extended during the September Online Enrollment transition period. The extension ended on November 30, 2010; therefore, December 2010 reflects a drop in enrollment.

The "No Poverty Data" group consists of members with no poverty data and members enrolled with an aid category of U- DDS State, R2 - OJA not Incarcerated, or R4 - OJA Incarcerated. These aid categories do not require poverty data or do not use the poverty data.

## Have you seen our other Fast Facts?

OHCA generates and distributes all kinds of summary information about our members, providers, dollars and services. The majority of our fast facts are produced after the second Sunday of each month. Some of the additional fast facts we produce are: SoonerCare Children, Provider, Family Planning, Dental, Deliveries, and Insure Oklahoma. To view these and other fast facts, please visit:

[www.okhca.org/research/data](http://www.okhca.org/research/data)