

# SoonerCare Fast Facts

## May 2009



### TOTAL ENROLLMENT — OKLAHOMA SOONERCARE (MEDICAID)

Qualifying Group	Age Group	Enrollment	% of Total
Aged/Blind/Disabled	Child	17,257	2.69%
Aged/Blind/Disabled	Adult	121,994	19.05%
Children/Parents	Child	419,973	65.58%
Children/Parents	Adult	42,287	6.60%
Other	Child	584	0.09%
Other	Adult	16,535	2.58%
Oklahoma Cares (Breast & Cervical Cancer)		2,701	0.42%
SoonerPlan (Family Planning)		18,743	2.93%
TEFRA		276	0.04%

<b>Total Enrollment</b>	<b>640,350</b>	Adults	199,659	31%
		Children	440,691	69%

OTHER Group includes—Child custody-Refugee-Qualified Medicare Beneficiary-SLMB-DDSD Supported Living-Program of All Inclusive Care for the Elderly (PACE)-Soon to be Sooners (STBS) and TB patients. For more information go to [www.okhca.org](http://www.okhca.org) under Individuals then to Programs. Insure Oklahoma members are NOT included in the figures above.

Note that all subsequent figures are groups within the above total enrollment numbers (except Insure Oklahoma). SoonerPlan (Family Planning) members are not entitled to the full scope of benefits only family planning services are covered.

The Insure Oklahoma (Oklahoma Employer/Employee Partnership for Insurance Coverage—O-EPIC) is a program to assist qualifying small business owners, employees & their spouses (Employer Sponsored Insurance—ESI) and some individual Oklahomans (Individual Plan—IP) with health insurance premiums. [www.insureoklahoma.org](http://www.insureoklahoma.org)

#### New Enrollees

Oklahoma SoonerCare members that have not been enrolled in the past 6 months.

Adults	<b>6,806</b>
Children	<b>9,654</b>
<b>Total</b>	<b>16,460</b>

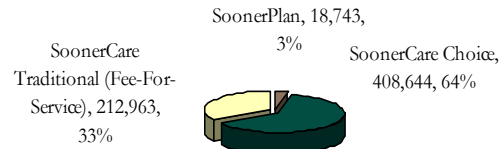
#### SCHIP Breakdown of Total Enrollment

Members qualifying for SoonerCare (Medicaid) eligibility under the SCHIP program are under age 19 and have income between the maximum for standard eligibility and the expanded 185% of Federal Poverty Level (FPL) income guidelines.

Age Breakdown	% of FPL	SCHIP Enrollees
PRENATAL		3,138
INFANT	150% to 185%	1,199
01-05	133% to 185%	10,883
06-12	100% to 185%	30,834
13-18	100% to 185%	19,120
<b>Total</b>		<b>65,174</b>

Data was compiled on 6/15/2009. Numbers frequently change due to certifications occurring after the data is extracted and other factors. This report is based on data within the system prior to 6/15/2009. A majority of the data is a "point in time" representation of the specific report month and is not cumulative. Unless stated otherwise, CHILD is defined as an individual under the age of 21.

#### Delivery System Breakdown of Total Enrollment



#### Other Enrollment Facts

Unduplicated enrollees State Fiscal Year-to-Date (July through report month including O-EPIC) — **807,723**

#### Other Breakdowns of Total Enrollment

Oklahoma SoonerCare (Medicaid) members residing in a long-term care facility — **15,881**

Oklahoma persons enrolled in both Medicare and Medicaid (dual eligibles) — **98,168**

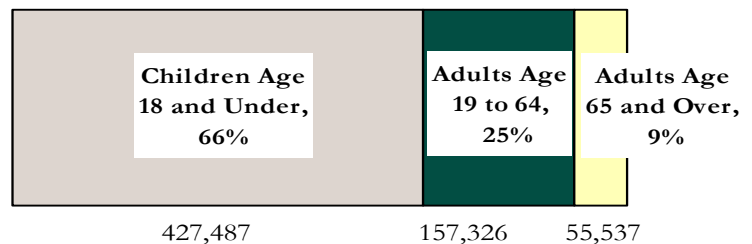
Small Businesses Enrolled in ESI	Employees w/ ESI	Individual Plan (IP) Members
<b>4,599</b>	<b>13,348</b>	<b>6,638</b>

#### Race Breakdown of Total Enrollment

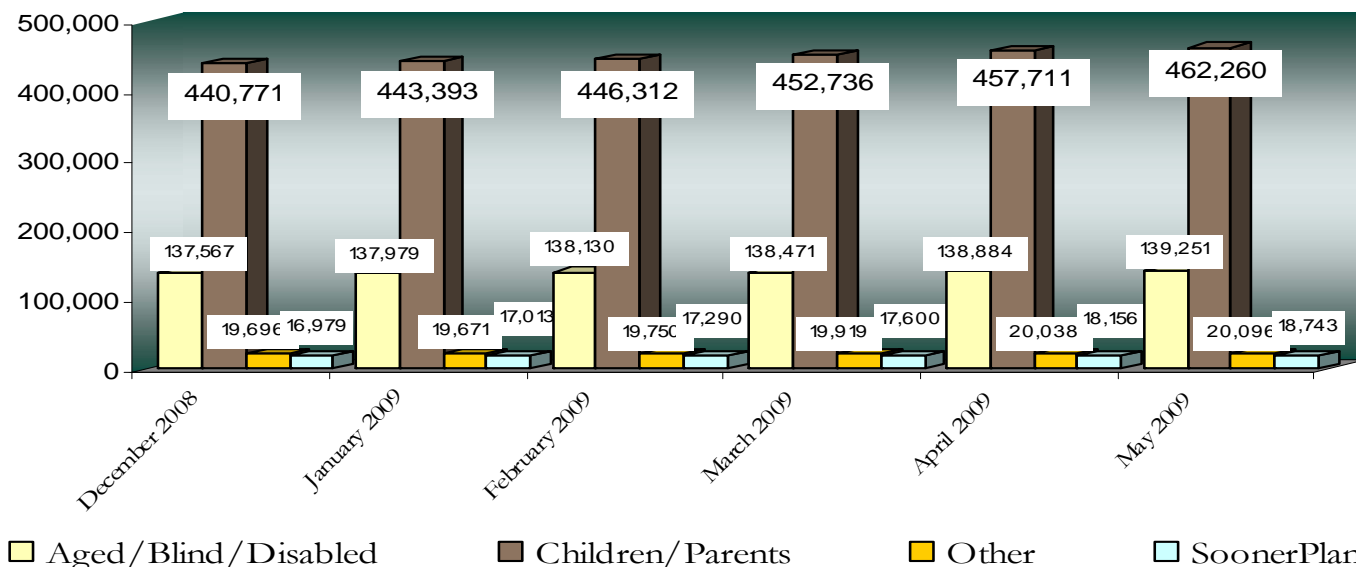
	Children	Adults	Percent	Pregnant Women
American Indian	58,321	18,674	12%	2,912
Asian or Pacific Islander	5,957	2,662	1%	472
Black or African American	67,101	27,531	15%	2,559
Caucasian	299,554	149,313	70%	18,744
Multiple Races	9,758	1,479	2%	527
Hispanic Ethnicity	66,376	9,857	12%	4,484

Race is self-reported by members at the time of enrollment. The multiple race members have selected two or more races. Hispanic is an ethnicity not a race. Hispanics can be of any race and are accounted for in a race category above.

#### Age Breakdown of Total Enrollment



## Enrollment by Aid Category



State Fiscal Year is defined as the period between July 1 and June 30 of each fiscal year. Oklahoma Cares (Breast and Cervical Cancer coverage) and TEFRA are included in the OTHER category. SoonerPlan are members receiving family planning services only.

May 28, 2009

OHCA Contact: [Jo Kilgore](mailto:Jo.Kilgore@okhca.org), Public Information Manager, (405) 522-7474.

### SoonerCare Sees Jump in Use of Dental Benefits

OKLAHOMA CITY – Over the past five years, SoonerCare (Oklahoma Medicaid) has seen an increase of almost 250 percent in the number of members receiving dental services through the program.

In 2003, almost 68,000 members had received dental services, but that number jumped to almost 236,000 in 2008.

The number of enrolled dental providers also sharply increased, from 461 in 2003 to 1,046 in 2008, a jump of almost 127 percent.

Dr. Leon Bragg, SoonerCare dental director, attributes the rise in use of dental benefits to a number of factors: the larger network of dentists, an increased fee schedule and the convenience of electronic billing. Members also are reminded of the importance of regular dental care for children and pregnant women in their contacts with OHCA's child health and prenatal care staff.

According to the Centers for Disease Control and Prevention, more U.S. children are affected by tooth decay than any other chronic infectious disease. If untreated, tooth decay causes pain and infections that may lead to problems with eating, speaking, playing and learning.

Children who see a dentist regularly also have increased opportunities to learn good oral health habits that will benefit them for a lifetime.

According to the American Dental Association, proper oral hygiene may decrease the risk of maternal gum disease, pre-term birth and low birth weights in babies. OHCA's Perinatal Dental Access Program offers dental benefits from exams and cleanings to fillings and gum treatments.

A list of dental providers is available on the agency's Web site at [www.okhca.org](http://www.okhca.org) or by calling the SoonerCare Helpline at 1-800-987-7767. Applications for SoonerCare are also available on the agency's Web site or by visiting the local county Oklahoma Department of Human Services office.