

ANALYSIS OF Hepatitis in Oklahoma's SoonerCare Program

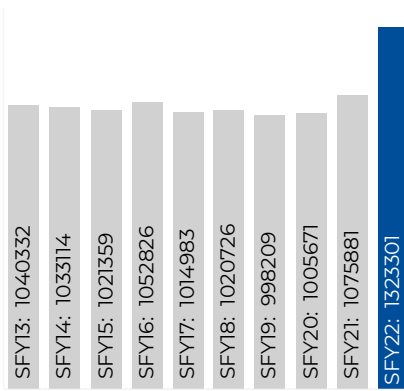


SoonerCare Members

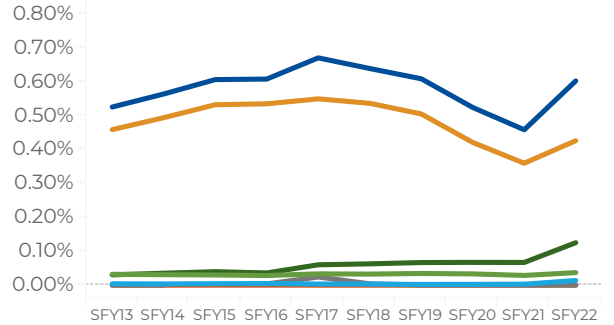
In SFY2022 there were 6,315 SoonerCare members with hepatitis. Most (96.8%) of these were adults. Hepatitis C was the most prevalent type of hepatitis.

Unspecified viral hepatitis should be read as unspecified (viral) hepatitis, since it includes some instances of non-viral hepatitis (e.g. NASH).

Total SoonerCare Enrollment SFY2013 - SFY2022

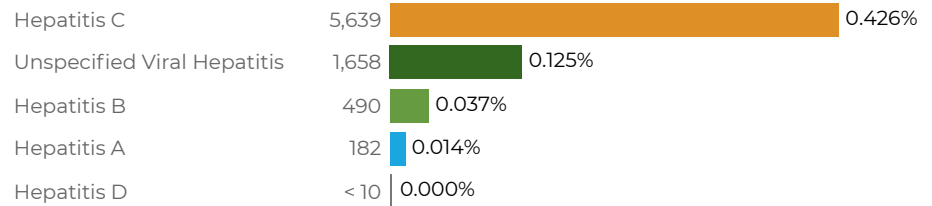


Hepatitis Prevalence Rates SFY2013 - SFY2022
Hepatitis Type: Total | Type A | Type B | Type C | Type D | Type E | Unspecified Viral Hepatitis



In SFY2022 there were **7,973** members with hepatitis, or **0.60%** of all members

Total Prevalence Rate of Hepatitis Type Among SoonerCare Members SFY2022



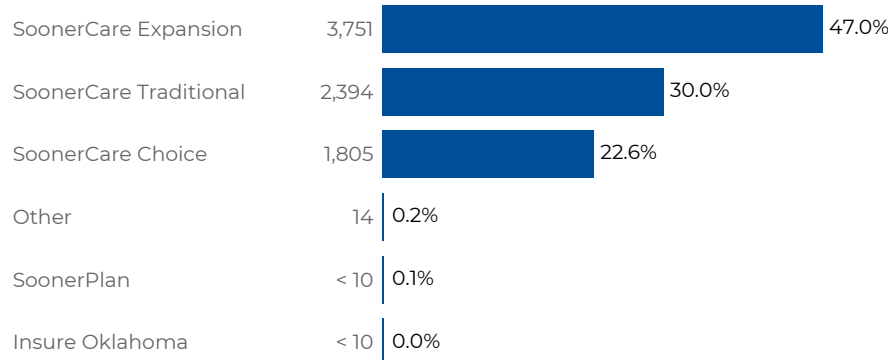
Members with Hepatitis by Eligibility Type SFY2022



76.7% were Non-Dual Eligible*
6,114 members

*Dual Eligible: members enrolled in both Medicaid and Medicare

Members with Hepatitis by Delivery System SFY2022



47.0% were enrolled in SoonerCare Expansion
3,751 members

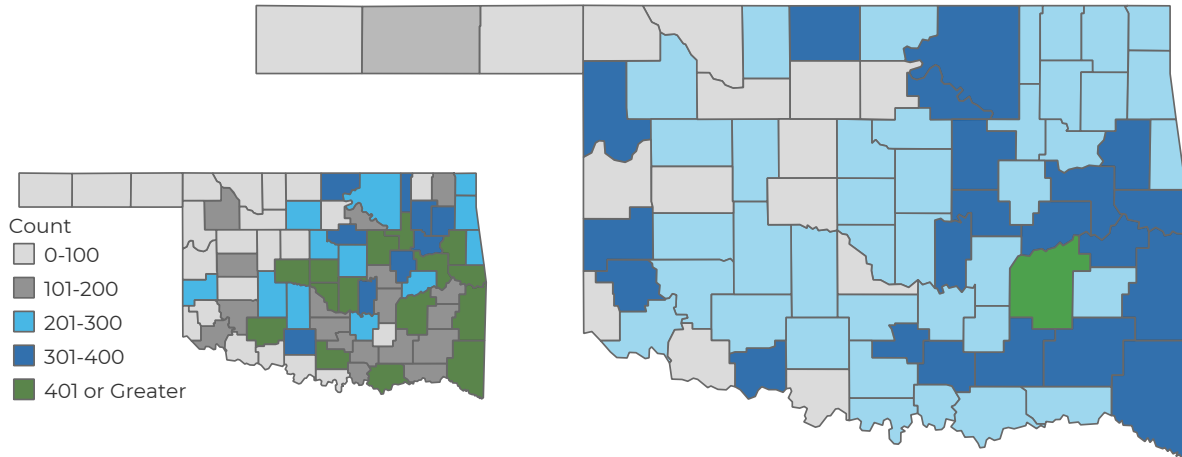
ANALYSIS OF Hepatitis in Oklahoma's SoonerCare Program



Prevalence Rates



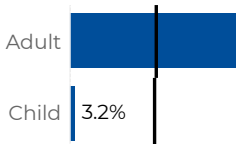
The eastern region of Oklahoma had higher prevalence rates of hepatitis than the western region of Oklahoma. Pittsburg (1.1%) county had the highest prevalence rates of hepatitis in SFY2022.



SoonerCare Members with Hepatitis

In SFY2022, hepatitis was more prevalent among adults and Caucasians than would be expected based on the demographic composition of all SoonerCare members. See details below. The black line represents the percent of total SoonerCare members.

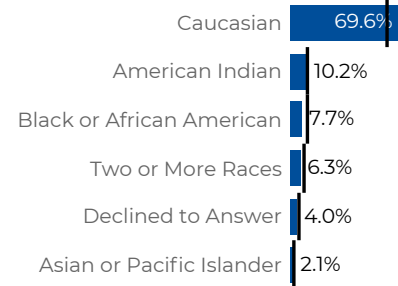
96.8%
were adults
7,719 members



50.6%
were female
4,032 members



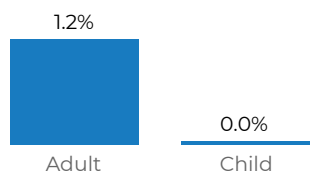
69.6%
were
Caucasian
5,550 members



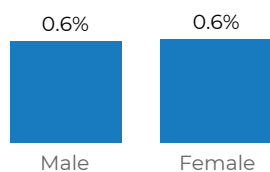
Demographics

Prevalence Rates Among SoonerCare Members

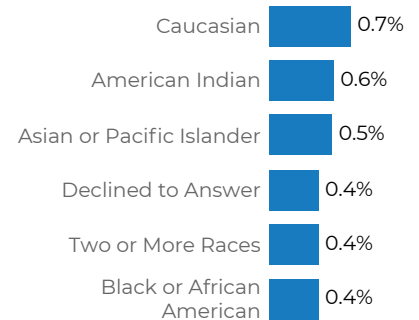
1.2%
of all adult members had hepatitis



0.6%
of all female members had hepatitis



0.7%
of all Caucasian members had hepatitis



ANALYSIS OF Hepatitis in Oklahoma's SoonerCare Program

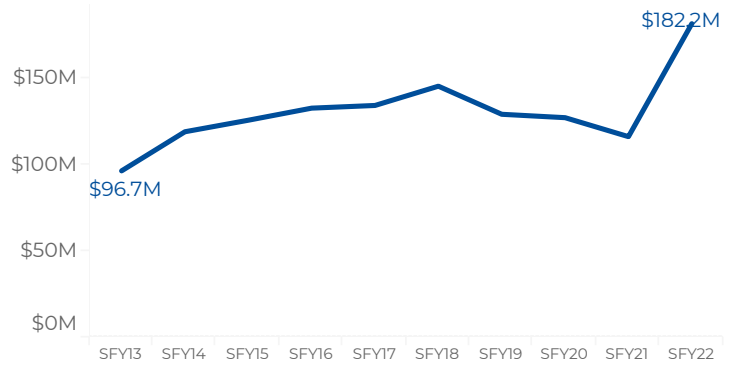


Reimbursement Cost

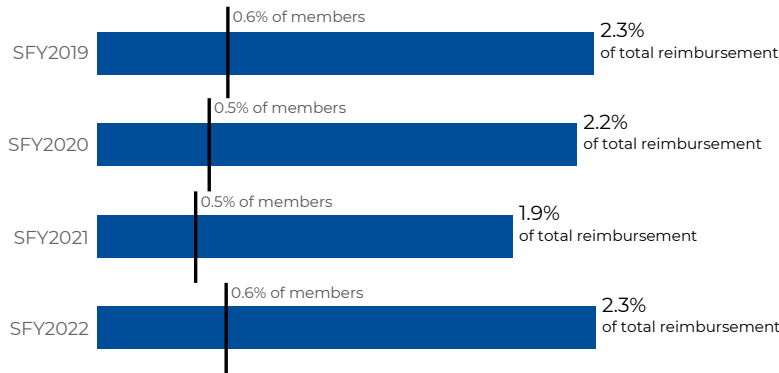
The total reimbursement for services rendered for members with hepatitis rose by 56.2% from \$116,612,726 in SFY2021 to \$182,185,849 in SFY2022.

The cost of treating members with hepatitis was disproportionately higher than the prevalence rate of hepatitis among members. This is further illustrated in the graph below.

Annual Reimbursement for Members with Hepatitis SFY2013 - SFY2022



SoonerCare Members with Hepatitis: Percent of Total Reimbursement Compared to Percent of Total SoonerCare Enrollment



Average Reimbursement per Member with Hepatitis SFY2013 - SFY2022



\$182,185,849

Total reimbursement for members with hepatitis

\$22,850

Average reimbursement for members with hepatitis

	Total Reimbursement	% of Total Reimbursement	Reimbursement per Member
Dual Eligible	\$24,066,468	13.2%	\$12,946
Non-Dual Eligible	\$158,119,381	86.8%	\$25,862
Adult	\$176,664,380	97.0%	\$22,887
Child	\$5,521,470	3.0%	\$21,738
Female	\$84,304,983	46.3%	\$20,909
Male	\$97,880,867	53.7%	\$24,837