

ANALYSIS OF

Autism Spectrum Disorder in Oklahoma's SoonerCare Program



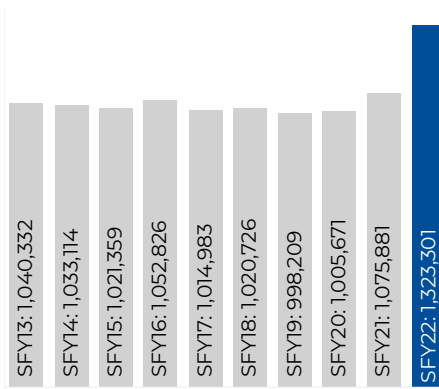
OKLAHOMA
Health Care Authority

SoonerCare Members

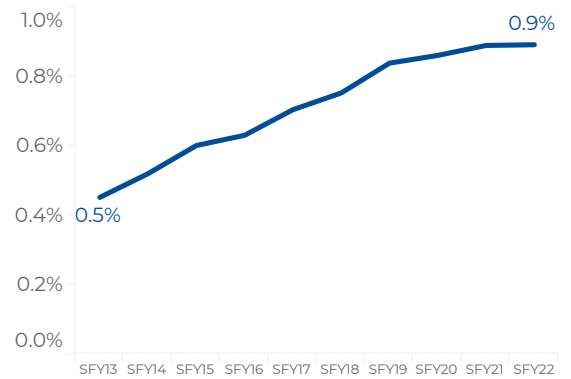
The total SoonerCare enrollment increased substantially from SFY21 to SFY22 due to Medicaid expansion and the COVID-19 public health emergency, and the number of members with ASD increased at essentially the same rate, by 23.3% from 9,575 members diagnosed in SFY2021 to 11,804 in SFY2022.

The overall prevalence of ASD remained stable at 0.9%, or 1.7% in children and 0.4% in adults.

Total SoonerCare Enrollment
SFY2013 - SFY2022

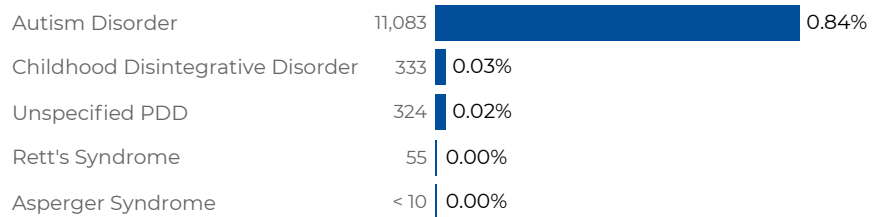


Autism Spectrum Disorder Prevalence Rates
SFY2013 - SFY2022

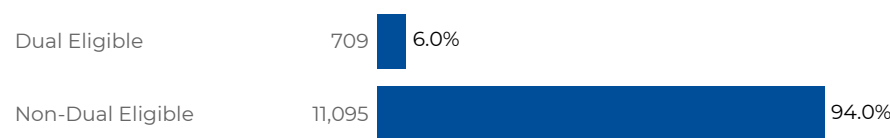


In SFY2022 there were
11,804
members with autism spectrum disorder, or
0.9% of all members

Total Prevalence Rate of Autism Spectrum Disorder Type Among
SoonerCare Members SFY2022



Members with Autism Spectrum Disorder by Eligibility Type
SFY2022

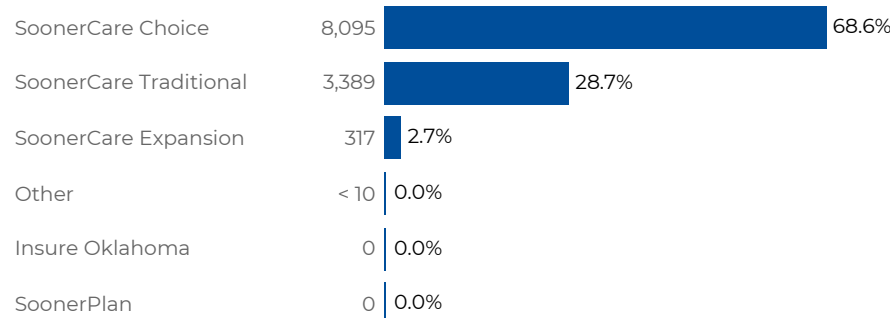


94.0%

were Non-Dual Eligible*
11,095 members

**Dual Eligible: members enrolled in both Medicaid and Medicare*

Members with Autism Spectrum Disorder by Delivery System
SFY2022



68.6%

were enrolled in
SoonerCare Choice
8,095 members

ANALYSIS OF

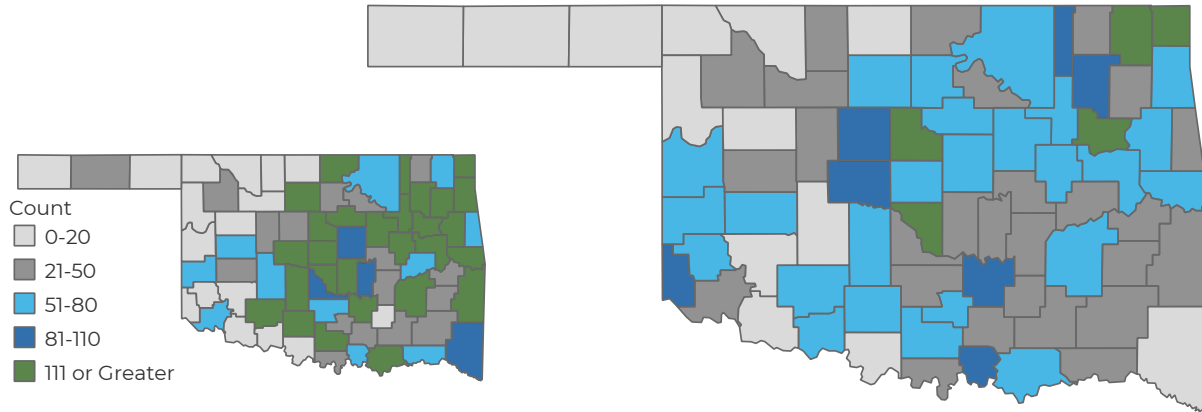
Autism Spectrum Disorder in Oklahoma's SoonerCare Program



Prevalence Rates



Five counties - Wagoner, Ottawa, Logan, Craig, and Cleveland - have an estimated 1.2% prevalence rate of ASD.

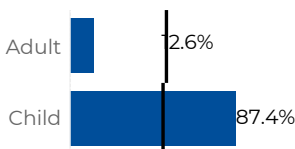


SoonerCare Members with Autism Spectrum Disorder

In SFY2022, ASD was more prevalent among children, males, and Caucasians than would be expected based on the demographic composition of all SoonerCare members. See details below. The black line represents the percent of total SoonerCare members.

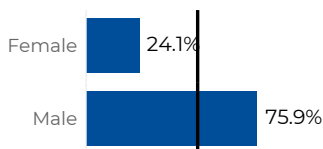
87.4%

were children
10,317 members



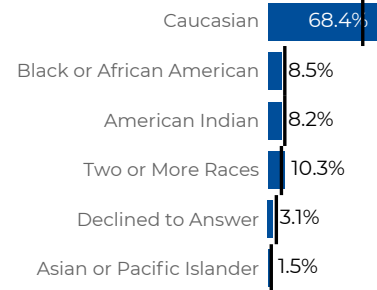
75.9%

were male
8,962 members



68.4%

were Caucasian
8,069 members

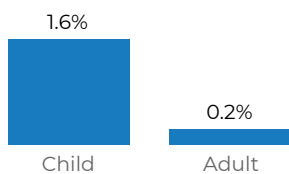


Demographics

Prevalence Rates Among SoonerCare Members

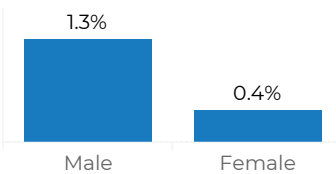
1.6%

of all child members had ASD



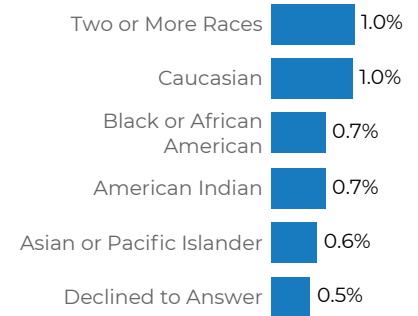
1.3%

of all male members had ASD



1.0%

of all Two or More Races members had ASD



ANALYSIS OF

Autism Spectrum Disorder in Oklahoma's SoonerCare Program



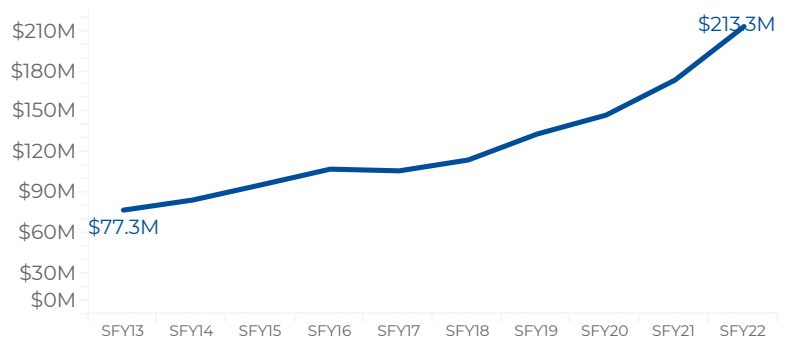
OKLAHOMA
Health Care Authority

Reimbursement Cost

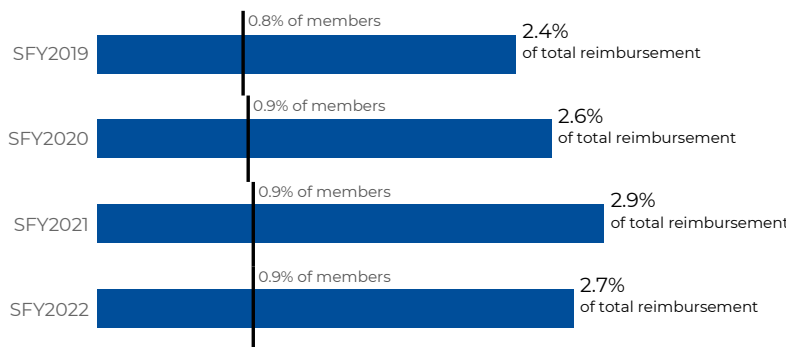
Members with ASD comprised 0.9% of all SoonerCare members in SFY2022. However, the total reimbursement associated with services rendered for members with ASD made up 2.7% of all reimbursements paid in SFY2022. This is further illustrated in the graph below. The total reimbursement for members with ASD increased by 22.8% from \$173,618,730 in SFY2021 to \$213,255,618 in SFY2022.

The average reimbursement for adult members with ASD was significantly higher than child members with ASD in SFY2022. The average reimbursement for adult members with ASD (\$43,265) was 200% higher than the average reimbursement for child members with ASD (\$14,435).

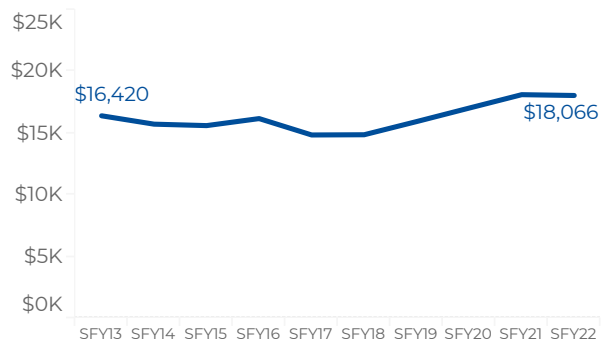
Annual Reimbursement for Members with Autism Spectrum Disorder
SFY2013 - SFY2022



SoonerCare Members with Autism Spectrum Disorder: **Percent of Total Reimbursement** Compared to Percent of Total SoonerCare Enrollment



Average Reimbursement per Member with Autism Spectrum Disorder
SFY2013 - SFY2022



\$213,255,618

Total reimbursement for members with autism spectrum disorder

\$18,066

Average reimbursement for members with autism spectrum disorder

	Total Reimbursement	% of Total Reimbursement	Reimbursement per Member
Dual Eligible	\$33,102,731	15.5%	\$46,689
Non-Dual Eligible	\$180,152,887	84.5%	\$16,237
Adult	\$64,334,752	30.2%	\$43,265
Child	\$148,920,866	69.8%	\$14,435
Female	\$56,664,372	26.6%	\$19,938
Male	\$156,591,246	73.4%	\$17,473