

Grades 6-8

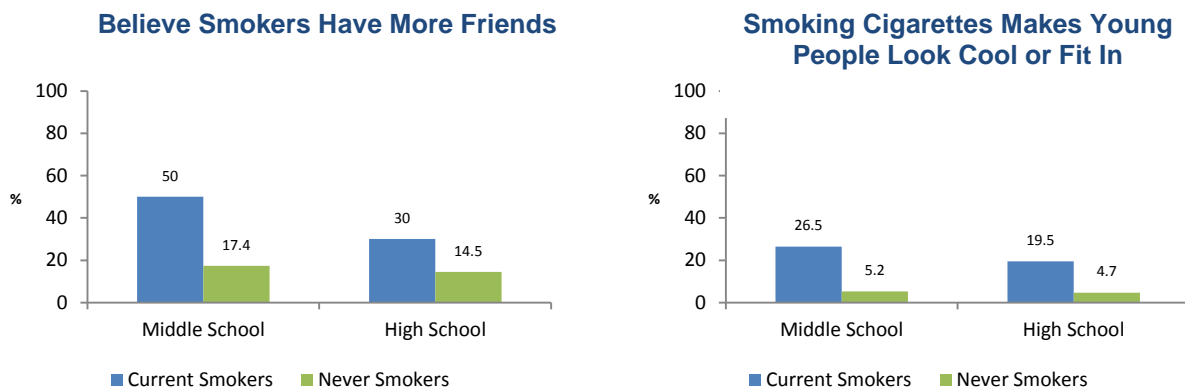
- Half of middle school students who currently smoke think young people who smoke cigarettes have more friends. In comparison, 17.4% of middle school students who have never smoked think this.
- About five times as many middle school students who currently smoke think smoking cigarettes makes young people look cool or fit in (26.5%) compared to middle school students who have never smoked (5.2%).
- Among current smokers, females are much more likely to think that breathing smoke from other people's cigarettes or other tobacco product is harmful to them (88.8% of females compared to 45.7% of males).
- Among those who have never smoked, 96.6% of females think breathing smoke from other people's cigarettes or other tobacco product is harmful to them, as compared to 94.1% of males.
- 89.3% agree or strongly agree with the statement: 'All tobacco products are dangerous.' Only 10.6% disagree or strongly disagree.

Grades 9-12*

- Approximately 30% of high school students who currently smoke think that young people who smoke cigarettes have more friends. In comparison, 14.5% of high school students who have never smoked think this.
- About four times as many high school students who currently smoke think smoking cigarettes makes young people look cool or fit in (19.5%) compared to high school students who have never smoked (4.7%).
- Among current smokers, females are more likely to think that breathing smoke from other people's cigarettes or other tobacco product is harmful to them (92% of females compared to 80.2% of males).
- Among those who have never smoked, 98.2% of females think breathing smoke from other people's cigarettes or other tobacco product is harmful to them, as compared to 94.3% of males.
- 85.9% agree or strongly agree with the statement: 'All tobacco products are dangerous.' Only 14.1% disagree or strongly disagree.

*Unweighted data is presented for high schools

Youth Beliefs About Tobacco



Data Source: Oklahoma Youth Tobacco Survey 2013, Oklahoma State Department of Health

For additional information, please contact:
Center for the Advancement of Wellness
(405) 271-3619

Electronic Cigarettes, Hookahs, and Snus

“Current use” was defined as use of the product at least once within the last 30 days. “Ever use” was defined as use on at least one occasion.

Grades 6-8

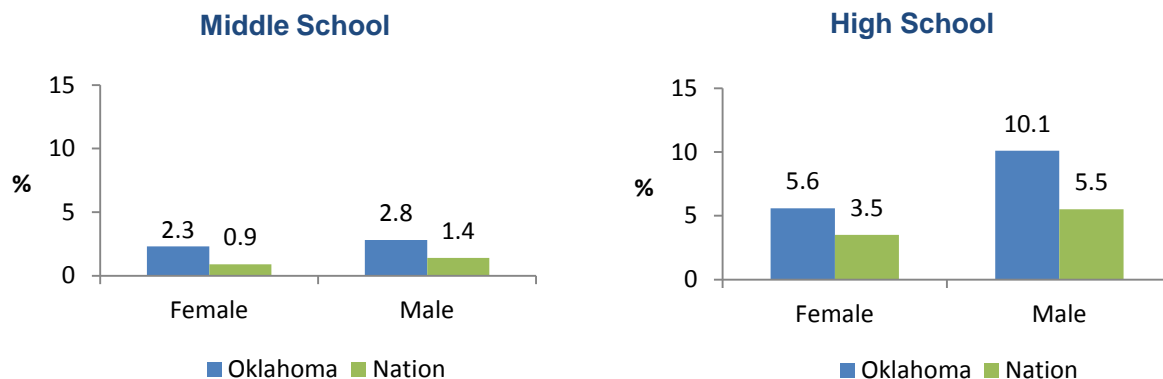
- Electronic cigarettes are currently being used by 2.6% of Oklahoma middle school students (females: 2.3%, males: 2.8%). Nationwide, electronic cigarettes are currently being used by 1.1% of middle school students (females: 0.9%, males: 1.4%).
- Ever use of electronic cigarettes is more common. Among Oklahoma middle school students, 6.4% have ever used electronic cigarettes (females: 6.0%, males: 6.7%). Nationwide, 3% have ever used electronic cigarettes (females: 2.8%, males: 3.1%).
- Current hookah use is reported by just 0.9% of Oklahoma middle school students (females: 0.8%, males: 1.0%). This compares to 1.1% in the nation (females: 1.3%, males: 0.9%).
- Snus is currently used by 1.8% of middle school students (females: 1.6%, males: 2.0%). In the nation, it is used by 0.4% (females: no data, males: 0.7%).

Grades 9-12*

- Electronic cigarettes are currently being used by 7.9% of Oklahoma high school students. In the nation as a whole, 4.5% of high school students currently use electronic cigarettes. Usage among male students is greater than among female students (see graph on right side below).
- Among high school students, 18.1% reported that they have ever used electronic cigarettes (females: 14.8%, males: 21.1%). Nationally, 11.9% have ever tried electronic cigarettes (females: 9.9%, males: 13.8%).
- Hookah use in Oklahoma is fairly uncommon as compared to the nation. Overall, 4.0% of high school students currently use hookahs (females: 3.3%, males: 4.7%). This compares to 5.2% overall use in the nation (females: 4.8%, males: 5.6%).
- Snus is currently used by just 3.4% of high school students in Oklahoma (females: 1.3%, males: 5.4%). In the nation, it is used by 1.8% of students (females: 0.9%, males: 2.7%).

*Unweighted data is presented for Oklahoma high schools

Current Use of Electronic Cigarettes



Data Sources: 2013 Oklahoma Youth Tobacco Survey (OYTS), Oklahoma State Department of Health; 2013 National Youth Tobacco Survey (NYTS).

For additional information, please contact:
Center for the Advancement of Wellness
(405) 271-3619

Grades 6-8

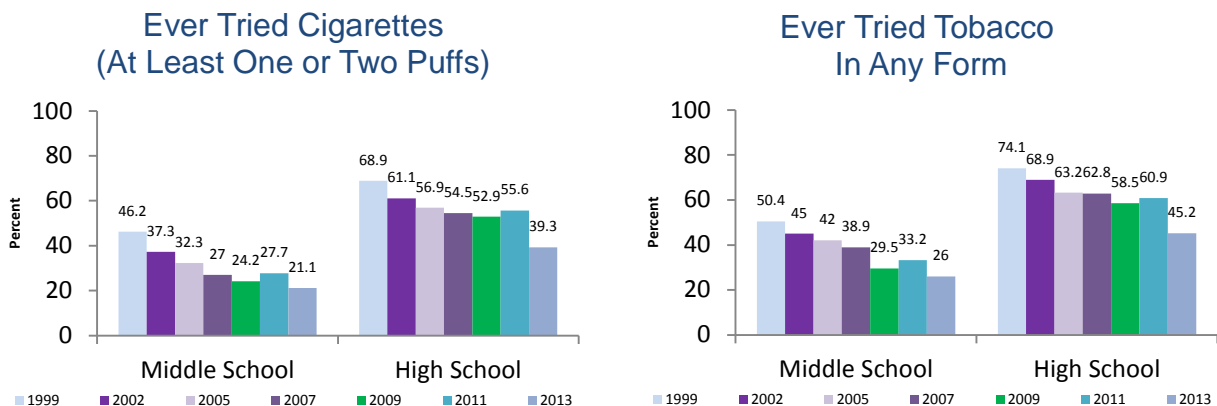
- The percentage of middle school students who have ever tried smoking a cigarette, even one or two puffs, decreased almost every year from 1999 to 2013. (1999: 46.2%, 2002: 37.3%, 2005: 32.3%, 2007: 27.0%, 2009: 24.2%, 2011: 27.7%, 2013: 21.1%)
- The percentage of middle school students who have ever smoked who have smoked at least 100 cigarettes in their lifetime was 6.7% in 2013. The percentages of respondents who have smoked at least 100 cigarettes in their lifetimes varied by race:
 - Whites: 7.9%
 - Black or African American: 1.3%
 - Hispanic or Latino: 6.6%
 - Other: 7.1%

Grades 9-12*

- The percentage of high school students who have ever tried smoking a cigarette, even 1 or 2 puffs, slowly decreased until 2009 and then increased in 2011. In 2013, the percentage decreased again. (1999: 68.9%, 2002: 61.1%, 2005: 56.9%, 2007: 54.5%, 2009: 52.9%, 2011: 55.6%, 2013: 39.3%)
- The percentage of high school students who have ever smoked who have smoked at least 100 cigarettes in their lifetime was 22.8%. The percentages of respondents who have smoked at least 100 cigarettes in their lifetimes varied by race:
 - Whites: 25.9%
 - Black or African American: 13.2%
 - Hispanic or Latino: 15.2%
 - Other: 28.9%.

*Unweighted data is presented for high schools

Initiation



Data Sources: 1999, 2002, 2005 2007, 2009, 2011, and 2013 Oklahoma Youth Tobacco Survey (OYTS), Oklahoma State Department of Health.

For additional information, please contact:
Center for the Advancement of Wellness
(405) 271-3619

Exposure to Secondhand Tobacco Smoke

Several items from the 2013 OYTS suggest that children and teens who smoke are more likely to have parents and guardians who smoke.

Grades 6-8

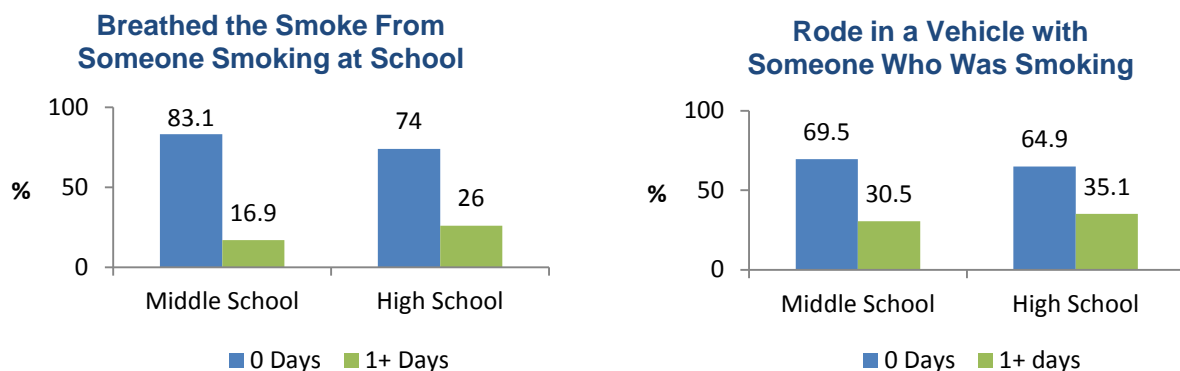
- Among middle school students who have never smoked, 24.1% rode in a vehicle with someone who was smoking cigarettes on 1+ days in the past week.
- Among middle school students who currently smoke, 59% rode in a vehicle with someone who was smoking cigarettes on 1+ days in the past week.
- Of those middle schoolers who have never smoked, 24.1% were in the home with someone who smoked tobacco products on 1+ days during the past 7 days.
- Of middle schoolers who currently smoke, 63.2% were in the home with someone who smoked tobacco products during the past 7 days.

Grades 9-12*

- Among high school students who have never smoked, 19.6% rode in a vehicle with someone who was smoking cigarettes on 1+ days in the past week.
- Among high school students who currently smoke, 77.8% rode in a vehicle with someone who was smoking cigarettes on 1+ days in the past week.
- Of those high schoolers who have never smoked, 16.1% were in the home with someone who smoked tobacco products on 1+ days during the past 7 days.
- Of high schoolers who currently smoke, 50.7% were in the home with someone who smoked tobacco products during the past 7 days.

*Unweighted data is presented for high schools

Tobacco Exposure in the Past 7 Days



Data Sources: 2013 Oklahoma Youth Tobacco Survey (OYTS), Oklahoma State Department of Health.