

OKLAHOMA HOSPITAL
ANNUAL REPORT 2013

(This page left blank)



Oklahoma State Department of Health
Creating a State of Health

November 20, 2014

To Health care Partners and the Citizens of Oklahoma,

Opportunities to improve the quality of health care are well documented. While health care organizations strive to provide high quality care and predictable positive outcomes for patients, variations in quality continue to exist. Improving patient safety is a critical part of ongoing efforts to provide high quality care in Oklahoma.

Providers, consumers, and policy makers seeking to improve the quality of health care need accessible and reliable indicators of quality that they can use to identify opportunities for improvement. In addition, the use of nationally standardized performance measures allows the health care community to follow trends in quality over time, and to identify variations in quality across the state, communities, and providers.

The following report fulfills part of the requirements set forth by the Oklahoma Legislature to publish an annual report of hospital-specific quality indicators. This report details performance on a variety of quality metrics including hospital-specific infection rates and patient safety indicators. Links to nationally standardized quality metrics for hospitals are included in the report.

By providing this information to the citizens of Oklahoma it is our hope that it will assist patients to make informed decisions about choosing their health care provider, and help health care providers to identify the ongoing opportunities to improve patient safety and quality of care.

Sincerely,

Dale W. Bratzler, DO, MPH, Chair
Hospital Advisory Council

(This page left blank)

Table of Contents

Introduction.....	1
Services Offered.....	3
National Healthcare Safety Network.....	9
Patient Safety Indicators.....	31
Hospital Compare Website.....	33
Resources.....	34

(This page left blank)

Introduction

The Oklahoma Hospital Annual Report 2013 is a publication required by 63 O.S., Section 1-707. In an effort to reduce the lapse of time between releases of the data, this report contains data from 2013. It is intended to increase the availability of quality data related to hospital services and to improve patient care in Oklahoma. The annual report includes an outline of services provided by the Medical Facilities Service of the Oklahoma State Department of Health (OSDH).

This report contains data from the National Health care Safety Network (NHSN) database system that is managed by the Division of Health care Quality Promotion (DHQP) at the Centers for Disease Control and Prevention (CDC). NHSN is a secure, internet-based surveillance system that integrates patient and health care personnel safety surveillance systems data. Hospital infection preventionists in Oklahoma began collecting and reporting data for events related to central-line associated bloodstream infections (CLABSI) and ventilator-associated pneumonias (VAP) in June 2008. However in 2013, the ventilator-associated pneumonia (VAP) module for adults was no longer available through the NHSN database.

Previous reports included hospital-specific performance measures known as Patient Safety Indicators which were outlined by the Agency for Healthcare Research and Quality (AHRQ). This data is now accessible on the Oklahoma State Department of Health website OK2SHARE: <http://www.ok.gov/health/pub/wrapper/ok2share.html>.

(This page left blank)

Services Offered

Licensure

Hospitals in Oklahoma are required by state statute to be licensed, except those operated by the federal government, state mental hospitals, and community-based structured crisis centers.

Licensing Authority - The Medical Facilities Service, within Protective Health Services of the OSDH, is charged with the responsibility of assessing compliance with statute and administrative rule for hospital licensure.

Rules - Chapter 667 Hospital Standards, Title 310, of the Oklahoma Administrative Code (OAC) outlines construction standards and rules for operation in order for an entity to be licensed as a hospital in Oklahoma.

Fees - The licensure fee is set by statute and is based on the total number of beds licensed by the facility multiplied by ten dollars.

Renewals - A license is valid for one year. Hospitals must apply annually for renewal.



Facility Descriptions

Hospital - Any institution, place, building or agency, public or private, whether organized for profit or not, devoted primarily to the maintenance and operation of facilities for the diagnosis, treatment or care of patients admitted for overnight stay or longer in order to obtain medical care, surgical care, obstetrical care, or nursing care for illness, disease, injury, infirmity, or deformity {63 O.S. § 1-701}. In addition, Oklahoma Statutes provide that the term “hospital” includes *general medical surgical hospitals, specialized hospitals, critical access* and *emergency hospitals*, as well as *birthing centers*.


General Medical Surgical Hospital - A hospital maintained for the purpose of providing medical and surgical care in a broad category of illness and injury.

Specialized Hospital - A hospital maintained for the purpose of providing care in a certain category, or categories, of illness and injury. The OSDH currently recognizes *psychiatric, rehabilitation, and abortion* facilities as specialized hospitals.

Critical Access Hospital - A hospital that OSDH determines to be a necessary provider of health care services to residents of a rural community.

Emergency Hospital - A hospital that provides emergency treatment and stabilization services on a 24-hour basis and has the ability to admit and treat patients for a short period of time.


Birth Center - Any hospital, place, or institution which is maintained or established primarily for the purpose of providing the services of a certified nurse, midwife, or licensed medical doctor to assist or attend in the delivery or birth and where a woman is scheduled in advance to give birth following a normal, uncomplicated, low-risk pregnancy. Licensure of birthing centers is voluntary.



Medicare Certification


OSDH contracts with the Centers for Medicare and Medicaid Services (CMS) to conduct administrative and inspection activities related to certification of hospitals for participation in the federal Medicare program. Although participation in the Medicare program is voluntary, facilities opting to apply must meet the requirements outlined in the *Code of Federal Regulations (CFR); Conditions of Participation for Hospitals* (42 CFR part 482), and for Critical Access Hospitals, *CFR Part 485; subpart F - Conditions of Participation for Critical Access Hospitals (CAHs)*; and must comply with the *Emergency Medical Treatment and Labor Act* found in the Social Security Act, Sections 1866 and 1867, and associated regulations at CFR 42 part 489.24.

OSDH makes recommendations regarding Medicare certification issues; however, the CMS Region VI Office in Dallas, Texas has authority to make all final certification decisions.



Accreditation

Several national organizations offer programs for accrediting hospitals, or parts of a hospital's operation. Federal law and regulations of Section 1865(a)(1) of the Social Security Act (the Act) permits providers and suppliers "accredited" by an approved national accreditation organization (AO) to be exempt from routine surveys by State survey agencies to determine compliance with Medicare conditions. Accreditation by an AO is voluntary and is not required for Medicare certification or participation in the Medicare Program. Some private accrediting bodies have been granted "deemed status" by federal authorities. Hospitals accredited by one or more of these accrediting bodies are "deemed" to meet the applicable federal standards without undergoing an on-site inspection by agents of CMS. There is no similar provision in Oklahoma law to grant "deemed status" to third party accrediting organizations for the purpose of state licensure. Hospitals are not exempted from licensure oversight if they are deemed.



Complaint Survey

OSDH conducts a complaint survey when allegations have been made that a licensed hospital is non-compliant with *Chapter 667 Hospital Standards*. In addition, the OSDH can survey complaints against non-accredited hospitals regarding compliance with the *Medicare Conditions of Participation*; however, such surveys in accredited hospitals must be authorized by CMS. Prior authorization from CMS is also required before the OSDH can conduct a survey of compliance with the Emergency Medical Treatment and Active Labor Act (EMTALA) requirements.



Construction Reviews

Licensed hospitals wishing to alter existing buildings or build a new facility must submit design plans and related documents to the OSDH for review and approval prior to construction. A review fee, based on the project's estimated cost for design and construction, is assessed. Final inspection and approval of the facility must be granted by the OSDH prior to occupancy.



Hospital Classifications

Oklahoma Statutes require the OSDH to “develop a classification system for all hospitals that treat emergency patients. The classification system shall identify stabilizing and definitive emergency services provided by each hospital” {63 O.S. § 1-2511}.

The classification system was promulgated in rule as *Subchapter 59 of Chapter 667 Hospital Standards* and became effective on July 13, 2000. By May 2001, each hospital in the state that offered emergency services had received an on-site visit by OSDH representatives to verify the level of service provided in each clinical category. The system is designed to classify the level of emergency services each hospital in Oklahoma provides in ten clinical categories. Within each category, the rules identify the practitioners, hospital personnel, equipment, and support services necessary for each level of care. It should be emphasized that the classification system is not designed to be a hospital “report card.” Rather, it is intended to help direct emergency response providers and patients to the most appropriate facility based on the type and severity of their injury or illness. The ten clinical categories and levels of service are as follows:

- Trauma & Emergency Operative Services: Levels I - IV*
- Obstetrics/Gynecology: Levels I-IV
- Ophthalmology: Levels I-III

- Neurology: Levels I-III
- Psychiatric: Levels I-III
- Pediatric Medicine and Trauma: Levels I-IV
- Cardiology: Levels I - III
- Dental: Levels I-III
- General Medicine: Levels I-IV
- Stroke: Primary - Secondary

**Level of service: I (highest), II, III, IV (lowest).*

The most comprehensive services are offered by hospitals classified in a specific clinical category. These facilities are equipped and staffed to provide definitive treatment for severe emergency conditions in the classified clinical category. The hospital emergency classification system was developed with the assistance of the Oklahoma State Trauma Advisory Council, Oklahoma Emergency Response Systems Development Advisory Council, and numerous industry and professional associations.



Emergency Stroke Classification

In an effort to facilitate proper treatment of strokes, hospitals submitted an attestation to be classified as "Primary Stroke Centers" and "Secondary Stroke Facilities." A Primary Stroke Center is a hospital that is willing and able to administer a U.S. Food and Drug Administration approved intravenous thrombolytic agent to appropriate patients within one hour of arriving at the emergency department and within three hours of the onset of ischemic stroke symptoms.

A Primary Stroke Center shall provide emergency medical services with an organized emergency department. A physician shall be on call and immediately available to respond to the emergency department, and nursing staff with special capability in emergent stroke care shall be on site twenty-four hours a day. A Secondary Stroke Facility shall provide services with at least a licensed independent practitioner, registered nurse, licensed practical nurse, or intermediate or paramedic level emergency medical technician on site twenty-four hours a day. Complete hospital standards of the rules can be found in Oklahoma Administrative Code (OAC) 310:667-59-20.¹



¹http://www.ok.gov/health2/documents/MFS%20OAC310-667_hospitaleff.07.12.pdf

Statistics at a Glance for Fiscal Year 2013

Licensed Hospitals currently in operation:

99	General Medical Surgical Hospitals
34	Critical Access Hospitals
11	Specialized Hospitals, Psychiatric
5	Specialized Hospitals, Rehabilitation
3	Specialized Hospitals, Abortion Facility

152 Total

Medicare Certification Surveys performed:

12	Re-certification Surveys
0	Follow-up Surveys
49	Complaint Investigations
4	Validation Surveys
0	Initial Surveys
18	Life Safety Surveys

102 Total

Licensure Surveys performed:

0	Re-licensure Surveys
0	Follow-up Surveys
0	Complaint Investigations
0	Initial Surveys

Citations:

70	Surveys with Citations
778	Deficiencies Cited
50	Condition Cited
11.11	Deficiencies Cited per Survey with Citations

\$175,171 Fees collected

(Note: The total dollar amount of fee collections shown above includes the fees for the Ambulatory Surgical Centers, Birthing Centers, and Workplace Drug and Alcohol Testing Facilities program areas.)

Hospital Advisory Council

The Hospital Advisory Council is authorized by Oklahoma Statute {63 O.S. § 1-707} to serve as an advisory body to the Board of Health, Commissioner of Health and OSDH. The Advisory Council is composed of nine members appointed by the Commissioner with the advice and consent of the Board of Health for a three-year term. The membership consists of: two members that are hospital administrators of licensed hospitals; two members that are licensed physicians or practitioners who have current privileges to provide services in hospitals; two members that are hospital employees; and three members that are citizens representing the public who are not hospital employees, do not hold hospital staff appointments, and are not members of hospital governing boards. The Council must meet at least quarterly, and may hold special meetings as necessary.

2013 Advisory Board Members:

Dale Bratzler, D.O. Chairman
Heather Bell, DO, BS, RT (T)
Darrel Morris, MBA
Dave Wallace, FACHE
Darin L Smith, PharmD, BCPS, FASHP
Jeffrey Berrong
3 Vacancies

The Advisory Council has the duty and authority to: 1) Review and approve in its advisory capacity rules and standards for hospital licensure; 2) Evaluate, review and make recommendations regarding OSDH licensure activities, provided, however, the Advisory Council shall not make recommendations regarding scope of practice for any health care providers or practitioners regulated pursuant to Title 59 of the Oklahoma Statutes, and 3) Recommend and approve quality indicators and data submission requirements for hospitals.

The Council has recommended the OSDH designate the National Health care Safety Network which is maintained by the Centers for Disease Control and Prevention, as the data collection and analysis tool licensed hospitals shall use for public reporting purposes.



National Healthcare Safety Network (NHSN)

In 2013 Oklahoma had 152 licensed hospitals; however, only those hospitals identified as having at least one adult intensive care unit were required to report central line-associated bloodstream infections (CLABSIs) to the OSDH. Hospitals with adult intensive care units have been required to collect and report data monthly since July 2008. These hospitals were required to complete an orientation on how to utilize and enter data into the National Health care Safety Network (NHSN) data system, which is owned and operated by the Centers for Disease Control and Prevention (CDC). The Infection Preventionist for the hospital is responsible for the data collection and surveillance.

CDC's NHSN database is the nation's most widely used health care-associated infection tracking system. NHSN provides facilities, states, regions, and the nation with data needed to identify problem areas, measure progress of prevention efforts, and ultimately eliminate health care-associated infections.

Central Line-associated Bloodstream Infection (CLABSI)

What is a central line?

A central line (also known as a central venous catheter) is a catheter (tube) that doctors often place in a large vein using a needle, in the neck, chest, or groin, to give medication or fluids or to collect blood for medical tests. The public may be familiar with intravenous catheters (also known as IVs) that are used frequently to give medicine or fluids into a vein near the skin's surface (usually on the arm or hand), for short periods of time. Central lines are different from IVs because central lines access a major vein that is close to the heart and can remain in place for weeks or months and be much more likely to cause serious infection. Central lines are commonly used in intensive care units.

What is a central line-associated bloodstream infection?

A central line-associated bloodstream infection (CLABSI) is a serious infection that occurs when germs (usually bacteria or viruses) enter the bloodstream through the central line. Health care providers must follow a strict protocol when inserting the line to be sure the line remains sterile and a CLABSI does not occur. In addition to inserting the central line properly, health care providers must use stringent infection control practices each time they check the line or change the dressing. Patients who get a CLABSI have a fever and might also have red skin and soreness around the central line. If these symptoms occur health care providers can do tests to learn if there is an infection present.

What are some of the things that health care providers are doing to prevent CLABSI?

Health care providers can take the following steps to help prevent CLABSIs:

- 1) Follow recommended central line insertion practices to prevent infection when the central line is placed, including:
 - Perform hand hygiene
 - Apply appropriate skin antiseptic
 - Ensure that the skin prep agent has completely dried before inserting the central line
 - Use all five maximal sterile barrier precautions:
 - Sterile gloves
 - Sterile gown
 - Cap
 - Mask
 - Large sterile drape
- 2) Once the central line is in place:
 - Follow recommended central line maintenance practices
 - Wash hands with soap and water or an alcohol-based hand rub before and after touching the line
- 3) Remove a central line as soon as it is no longer needed. The sooner a catheter is removed, the less likely the chance of infection.

What can patients do to help prevent CLABSI?

Here are some ways patients can protect themselves from CLABSI:

- 1) Research the hospital, if possible, to learn about its CLABSI Rate.
- 2) Speak up about any concerns so that health care personnel are reminded to follow the best infection prevention practices.
- 3) Ask a health care provider if the central line is absolutely necessary. If so, ask them to help you understand the need for it and how long it will be in place.
- 4) Pay attention to the bandage and the area around it. If the bandage comes off or if the bandage or area around it is wet or dirty, tell a health care worker right away.
- 5) Don't get the central line or the central line insertion site wet.
- 6) Tell a health care worker if the area around the catheter is sore or red or if the patient has a fever or chills.
- 7) Do not let any visitors touch the catheter or tubing.
- 8) The patient should avoid touching the tubing as much as possible.
In addition, everyone visiting the patient must wash their hands—before and after they visit.

Summary of Data Tables

Explanation of data tables

The tables in this document depict the CLABSI reports of hospitals that have intensive care units and reported to NHSN for the time period from January 1, 2013 through December 31, 2013. The name of the hospital is listed followed by a brief description of where the hospital is located, number of licensed beds and the number of intensive care beds. The data reports are exported from the CDC website. Each line of the data tables depicts a six month reporting time frame.

Data table definitions:

Summary Year Half: This column describes the six month reporting time frames; 2013H1 includes January through June 2013, 2013H2 includes July through December 2013.

CLABSI Infection Count: Actual number of patients with infections during a six month time period in an intensive care unit in a particular hospital.

Number of Central Line or Ventilator Days (Device Days): At the same time every day, the numbers of patients who have a central line are recorded. These numbers were summed for the six month time period.

SIR- Standardized Infection Ratio (SIR) is calculated by dividing the number of observed infections by the number of predicted infections. The number of predicted infections is calculated using CLABSI rates from a standard population during a baseline time period, which represents a standard population's CLABSI experience.

SIR_pval-Standardized Infection Ratio (SIR) p-value "tests" statistical measure to tell you if the result is likely due to random variation. If SIR_pval is > 0.05 , result is not statistically significant or if the SIR_pval is ≤ 0.05 , result is statistically significant.

SIR95CI-Standardized Infection Ratio (SIR) 95% confidence interval is a way to test the statistical significance of the data. There is an upper and lower bound given. If the data (SIR) is found to be between the upper and lower bound, then the data is said to be true.

Oklahoma

Rate for CLABSI for hospitals with Adult Intensive Care Units

Summary Year Half	Infection Count	Number Expected	Number Central Line Days	SIR	SIR_pval	SIR95CI
2013H1	41	104.31	55064	0.393	0.0000	0.286-0.528
2013H2	41	106.68	56278	0.384	0.0000	0.279, 0.516

Oklahoma Hospitals

Bailey Medical Center - This hospital is located in Owasso. Data were collected from an inpatient acute critical care medical surgical unit consisting of five setup and staffed beds. The total number of beds that this facility is licensed to operate by the Oklahoma State Department of Health is 73.

Summary Year Half	Infection Count	Number Expected	Number Central Line Days	SIR	SIR_pval	SIR95CI
2013H1	0	0.029	19	.	.	
2013H2	0	0.018	12	.	.	



Comanche County Memorial Hospital - This hospital is located in Lawton. Data were collected from an inpatient acute critical care medical surgical unit consisting of 20 setup and staffed beds. The total number of beds that this facility is licensed to operate by the Oklahoma State Department of Health is 283.

Summary Year Half	Infection Count	Number Expected	Number Central Line Days	SIR	SIR_pval	SIR95CI
2013H1	1	1.242	828	0.805	0.9363	0.040-3.971
2013H2	0	0.906	604	.	.	



Community Hospital - This hospital is located in Oklahoma City. Data were collected from an inpatient acute critical care medical surgical unit consisting of three setup and staffed beds. The total number of beds that this facility is licensed to operate by the Oklahoma State Department of Health is 49.

Summary Year Half	Infection Count	Number Expected	Number Central Line Days	SIR	SIR_pval	SIR95CI
2013H1	0	0.012	8	.	.	
2013H2	0	0.048	32	.	.	



Deaconess Hospital - This hospital is located in Oklahoma City. Data were collected from an inpatient acute critical care medical unit consisting of 29 setup and staffed beds. The total number of beds that this facility is licensed to operate by the Oklahoma State Department of Health is 291.

Summary Year Half	Infection Count	Number Expected	Number Central Line Days	SIR	SIR_pval	SIR95CI
2013H1	0	1.995	1050	0.000	0.1360	, 1.502
2013H2	0	1.974	1039	0.000	0.1389	, 1.518



Duncan Regional Hospital - This hospital is located in Duncan. Data were collected from an inpatient acute critical care medical surgical unit consisting of nine setup and staffed beds. The total number of beds that this facility is licensed to operate by the Oklahoma State Department of Health is 167.

Summary Year Half	Infection Count	Number Expected	Number Central Line Days	SIR	SIR_pval	SIR95CI
2013H1	1	0.560	373	.	.	
2013H2	0	0.449	299	.	.	



Eastern Oklahoma Medical Center - This hospital is located in Poteau. Data were collected from an inpatient acute critical care medical surgical unit consisting of eight setup and staffed beds. The total number of beds that this facility is licensed to operate by the Oklahoma State Department of Health is 84.

No data reported at the time this report was generated.



Eastar Health System - This hospital is located in Muskogee. Data were collected from an inpatient acute critical care medical surgical unit consisting of 24 setup and staffed beds. The total number of beds that this facility is licensed to operate by the Oklahoma State Department of Health is 275.

Summary Year Half	Infection Count	Number Expected	Number Central Line Days	SIR	SIR_pval	SIR95CI
2013H1	0	1.040	693	0.000	0.3536	, 2.882
2013H2	3	2.132	1421	1.407	0.5262	0.358, 3.831



Grady Memorial Hospital - This hospital is located in Chickasha. Data were collected from an inpatient acute critical care medical surgical unit consisting of seven setup and staffed beds. The total number of beds that this facility is licensed to operate by the Oklahoma State Department of Health is 99.

Summary Year Half	Infection Count	Number Expected	Number Central Line Days	SIR	SIR_pval	SIR95CI
2013H1	0	0.191	127	.	.	
2013H2	0	0.078	52	.	.	



Great Plains Regional Medical Center - This hospital is located in Elk City. Data were collected from an inpatient acute critical care medical unit consisting of six setup and staffed beds. The total number of beds that this facility is licensed to operate by the Oklahoma State Department of Health is 62.

Summary Year Half	Infection Count	Number Expected	Number Central Line Days	SIR	SIR_pval	SIR95CI
2013H1	0	0.106	56	.	.	
2013H2	0	0.169	89	.	.	



Hillcrest Hospital Claremore - This hospital is located in Claremore. Data were collected from an inpatient acute critical care medical unit consisting of six setup and staffed beds. The total number of beds that this facility is licensed to operate by the Oklahoma State Department of Health is 81.

Summary Year Half	Infection Count	Number Expected	Number Central Line Days	SIR	SIR_pval	SIR95CI
2013H1	0	0.053	28	.	.	
2013H2	0	0.042	22	.	.	



Hillcrest Hospital Cushing - This hospital is located in Cushing. Data were collected from an inpatient acute critical care medical surgical unit consisting of four setup and staffed beds. The total number of beds that this facility is licensed to operate by the Oklahoma State Department of Health is 95.

Summary Year Half	Infection Count	Number Expected	Number Central Line Days	SIR	SIR_pval	SIR95CI
2013H1	0	0.008	4	.	.	
2013H2	0	0.008	4	.	.	



Hillcrest Medical Center - This hospital is located in Tulsa. Data were collected from three inpatient acute critical care units, two of which were medical surgical units, and one cardiac vascular care unit. All three ICUs total 31 setup and staffed beds. The total number of beds that this facility is licensed to operate by the Oklahoma State Department of Health is 691.

Summary Year Half	Infection Count	Number Expected	Number Central Line Days	SIR	SIR_pval	SIR95CI
2013H1	0	5.318	3692	0.0	0.0049	0.563
2013H2	1	5.166	3620	0.194	0.0409	0.010,0.955



Integris Baptist Medical Center - This hospital is located in Oklahoma City. Data were collected from five inpatient acute critical care medical surgical units, consisting of 60 setup and staffed beds. The total number of beds that this facility is licensed to operate by the Oklahoma State Department of Health is 640.

Summary Year Half	Infection Count	Number Expected	Number Central Line Days	SIR	SIR_pval	SIR95CI
2013H1	1	9.126	6084	0.110	0.0012	0.005, 0.540
2013H2	1	9.881	6587	0.101	0.0006	0.005, 0.499



Integris Baptist Regional Hospital - This hospital is located in Miami. Data were collected from an inpatient acute critical care medical surgical unit consisting of five setup and staffed beds. The total number of beds that this facility is licensed to operate by the Oklahoma State Department of Health is 117.

Summary Year Half	Infection Count	Number Expected	Number Central Line Days	SIR	SIR_pval	SIR95CI
2013H1	0	0.141	94	.	.	
2013H2	0	0.060	40	.	.	



Integris Bass Baptist Health Center - This hospital is located in Enid. Data were collected from an inpatient acute critical care medical surgical unit consisting of seven setup and staffed beds. The total number of beds that this facility is licensed to operate by the Oklahoma State Department of Health is 183.

Summary Year Half	Infection Count	Number Expected	Number Central Line Days	SIR	SIR_pval	SIR95CI
2013H1	0	0.842	561	.	.	
2013H2	0	0.695	463	.	.	



Integris Canadian Valley Hospital - This hospital is located in Yukon. Data were collected from an inpatient acute critical care medical surgical unit consisting of four setup and staffed beds. The total number of beds that this facility is licensed to operate by the Oklahoma State Department of Health is 48.

Summary Year Half	Infection Count	Number Expected	Number Central Line Days	SIR	SIR_pval	SIR95CI
2013H1	1	0.365	243	.	.	
2013H2	0	0.243	162	.	.	



Integris Clinton Regional Hospital - This hospital is located in Clinton. Data were collected from an inpatient acute critical care medical surgical unit consisting of four setup and staffed beds. The total number of beds that this facility is licensed to operate by the Oklahoma State Department of Health is 56.

Summary Year Half	Infection Count	Number Expected	Number Central Line Days	SIR	SIR_pval	SIR95CI
2013H1	0	0.021	14	.	.	
2013H2	0	0.033	22	.	.	



Integris Grove Hospital - This hospital is located in Grove. Data were collected from an inpatient acute critical care medical surgical unit consisting of four setup and staffed beds. The total number of beds that this facility is licensed to operate by the Oklahoma State Department of Health is 68.

Summary Year Half	Infection Count	Number Expected	Number Central Line Days	SIR	SIR_pval	SIR95CI
2013H1	0	0.179	85	.	.	
2013H2	0	0.275	131	.	.	



Integrus Health Edmond - This hospital is located in Edmond. Data were collected from an inpatient acute care medical surgical unit consisting of 6 setup and staffed beds. The total number of beds that this facility is licensed to operate by the Oklahoma State Department of Health is 40.

Summary Year Half	Infection Count	Number Expected	Number Central Line Days	SIR	SIR_pval	SIR95CI
2013H1	0	0.273	182	.	.	
2013H2	0	0.162	108	.	.	



Integrus Southwest Medical Center - This hospital is located in Oklahoma City. Data were collected from an inpatient acute critical care medical surgical unit consisting of 20 setup and staffed beds. The total number of beds that this facility is licensed to operate by the Oklahoma State Department of Health is 406.

Summary Year Half	Infection Count	Number Expected	Number Central Line Days	SIR	SIR_pval	SIR95CI
2013H1	0	2.936	1957	0.000	0.0531	, 1.021
2013H2	0	2.810	1873	0.000	0.0602	, 1.066



Jackson County Memorial Hospital - This hospital is located in Altus. Data were collected from an inpatient acute critical care medical surgical unit consisting of 12 setup and staffed beds. The total number of beds that this facility is licensed to operate by the Oklahoma State Department of Health is 99.

Summary Year Half	Infection Count	Number Expected	Number Central Line Days	SIR	SIR_pval	SIR95CI
2013H1	0	0.219	146	.	.	
2013H2	0	0.248	165	.	.	



Jane Phillips Medical Center - This hospital is located in Bartlesville. Data were collected from an inpatient acute critical care medical surgical unit consisting of eight setup and staffed beds. The total number of beds that this facility is licensed to operate by the Oklahoma State Department of Health is 137.

Summary Year Half	Infection Count	Number Expected	Number Central Line Days	SIR	SIR_pval	SIR95CI
2013H1	0	0.648	432	.	.	
2013H2	0	0.560	373	.	.	



McAlester Regional Health Center - This hospital is located in McAlester. Data were collected from an inpatient acute critical care medical surgical unit consisting of 14 setup and staffed beds. The total number of beds that this facility is licensed to operate by the Oklahoma State Department of Health is 171.

Summary Year Half	Infection Count	Number Expected	Number Central Line Days	SIR	SIR_pval	SIR95CI
2013H1	0	0.839	559	.	.	
2013H2	0	0.240	160	.	.	



McCurtain Memorial Hospital - This hospital is located in Idabel. Data were collected from an inpatient acute critical care medical surgical unit consisting of six setup and staffed beds. The total number of beds that this facility is licensed to operate by the Oklahoma State Department of Health is 106.

Summary Year Half	Infection Count	Number Expected	Number Central Line Days	SIR	SIR_pval	SIR95CI
2013H1	0	0.041	27	.	.	
2013H2	0	0.044	29	.	.	



Medical Center of Southeastern Oklahoma - This hospital is located in Durant. Data were collected from an inpatient acute critical care medical surgical unit consisting of eight setup and staffed beds. The total number of beds that this facility is licensed to operate by the Oklahoma State Department of Health is 148.

Summary Year Half	Infection Count	Number Expected	Number Central Line Days	SIR	SIR_pval	SIR95CI
2013H1	0	0.476	317	.	.	
2013H2	1	0.618	412	.	.	



Memorial Hospital of Texas County - This hospital is located in Guymon. Data were collected from an inpatient acute critical care medical surgical unit consisting of four setup and staffed beds. The total number of beds that this facility is licensed to operate by the Oklahoma State Department of Health is 47.

Summary Year Half	Infection Count	Number Expected	Number Central Line Days	SIR	SIR_pval	SIR95CI
2013H1	0	0.005	3	.	.	
2013H2	0	0.000	0	.	.	



Mercy Health Center - This hospital is located in Oklahoma City. Data were collected from an inpatient acute critical care medical surgical unit consisting of 36 adult setup and staffed beds. The total number of beds that this facility is licensed to operate by the Oklahoma State Department of Health is 393.

Summary Year Half	Infection Count	Number Expected	Number Central Line Days	SIR	SIR_pval	SIR95CI
2013H1	2	4.067	2711	0.492	0.3153	0.082, 1.625
2013H2	1	4.223	2815	0.237	0.0912	0.012, 1.168



Mercy Hospital Ada - This hospital is located in Ada. Data were collected from an inpatient acute critical care medical surgical unit consisting of 12 setup and staffed beds. The total number of beds that this facility is licensed to operate by the Oklahoma State Department of Health is 156.

Summary Year Half	Infection Count	Number Expected	Number Central Line Days	SIR	SIR_pval	SIR95CI
2013H1	0	0.452	301	.	.	
2013H2	0	0.461	307	.	.	



Mercy Memorial Health Center - This hospital is located in Ardmore. Data were collected from an inpatient acute critical care medical surgical unit consisting of 13 setup and staffed beds. The total number of beds that this facility is licensed to operate by the Oklahoma State Department of Health is 190.

Summary Year Half	Infection Count	Number Expected	Number Central Line Days	SIR	SIR_pval	SIR95CI
2013H1	0	0.593	395	.	.	
2013H2	0	0.693	462	.	.	



Midwest Regional Medical Center - This hospital is located in Midwest City. Data were collected from an inpatient acute critical care medical surgical unit consisting of 24 setup and staffed beds. The total number of beds that this facility is licensed to operate by the Oklahoma State Department of Health is 255.

Summary Year Half	Infection Count	Number Expected	Number Central Line Days	SIR	SIR_pval	SIR95CI
2013H1	0	3.614	1726	0.000	0.0269	, 0.829
2013H2	4	2.866	1383	1.396	0.4854	0.444, 3.367



Newman Memorial Hospital - This hospital is located in Shattuck. Data were collected from an inpatient acute critical care medical surgical unit consisting of two setup and staffed beds. The total number of beds that this facility is licensed to operate by the Oklahoma State Department of Health is 79.

No data reported at the time this report was generated.



Norman Regional Health System - This hospital is located in Norman. Data were collected from an inpatient acute critical care medical surgical unit consisting of 43 setup and staffed beds. The total number of beds that this facility is licensed to operate by the Oklahoma State Department of Health is 518.

Summary Year Half	Infection Count	Number Expected	Number Central Line Days	SIR	SIR_pval	SIR95CI
2013H1	3	4.328	2655	0.693	0.5662	0.176, 1.887
2013H2	0	3.438	2118	0.000	0.0321	, 0.871



Oklahoma Heart Hospital - This hospital is located in Oklahoma City. Data were collected from an inpatient acute critical care medical surgical unit consisting of 16 setup and staffed beds. The total number of beds that this facility is licensed to operate by the Oklahoma State Department of Health is 99.

Summary Year Half	Infection Count	Number Expected	Number Central Line Days	SIR	SIR_pval	SIR95CI
2013H1	1	2.537	1691	0.394	0.3590	0.020, 1.944
2013H2	0	3.288	2192	0.000	0.0373	, 0.911



Oklahoma Heart Hospital South - This hospital is located in Oklahoma City. Data were collected from an inpatient acute critical care medical surgical unit consisting of 12 setup and staffed beds. The total number of beds that this facility is licensed to operate by the Oklahoma State Department of Health is 46.

Summary Year Half	Infection Count	Number Expected	Number Central Line Days	SIR	SIR_pval	SIR95CI
2013H1	0	0.960	640	.	.	
2013H2	0	1.838	1225	0.000	0.1592	, 1.630



Oklahoma State University Medical Center - This hospital is located in Tulsa. Data were collected from an inpatient acute critical care medical surgical unit consisting of 54 setup and staffed beds. The total number of beds that this facility is licensed to operate by the Oklahoma State Department of Health is 249.

Summary Year Half	Infection Count	Number Expected	Number Central Line Days	SIR	SIR_pval	SIR95CI
2013H1	2	4.093	1949	0.489	0.3098	0.082, 1.614
2013H2	3	3.860	1838	0.777	0.7207	0.198, 2.115



OU Medical Center - This hospital is located in Oklahoma City, with an additional unit in Edmond. Data were collected from two inpatient acute critical care units, two of which were medical surgical units, and one trauma critical care unit, with a total of 182 setup and staffed beds. The total number of beds that this facility is licensed to operate by the Oklahoma State Department of Health is 689.

Summary Year Half	Infection Count	Number Expected	Number Central Line Days	SIR	SIR_pval	SIR95CI
2013H1	13	19.252	7581	0.675	0.1436	0.376, 1.126
2013H2	9	21.034	8177	0.428	0.0038	0.209, 0.785



Pauls Valley General Hospital - This hospital is located in Pauls Valley. Data were collected from an inpatient acute critical care medical surgical unit consisting of three setup and staffed beds. The total number of beds that this facility is licensed to operate by the Oklahoma State Department of Health is 64.

Summary Year Half	Infection Count	Number Expected	Number Central Line Days	SIR	SIR_pval	SIR95CI
2013H1	0	0.000	0	.	.	
2013H2	0	0.000	0	.	.	



Ponca City Medical Center - This hospital is located in Ponca City. Data were collected from an inpatient acute critical care medical unit consisting of 10 setup and staffed beds. The total number of beds that this facility is licensed to operate by the Oklahoma State Department of Health is 140.

Summary Year Half	Infection Count	Number Expected	Number Central Line Days	SIR	SIR_pval	SIR95CI
2013H1	0	0.219	115	.	.	
2013H2	0	0.162	85	.	.	



Southwestern Medical Center - This hospital is located in Lawton. Data were collected from an inpatient acute critical care medical surgical unit consisting of 9 setup and staffed beds. The total number of beds that this facility is licensed to operate by the Oklahoma State Department of Health is 199.

Summary Year Half	Infection Count	Number Expected	Number Central Line Days	SIR	SIR_pval	SIR95CI
2013H1	0	0.182	121	.	.	
2013H2	0	0.891	594	.	.	



Southwestern Regional Medical Center - (Cancer Treatment Center of America) - This hospital is located in Tulsa. Data were collected from an inpatient acute critical care medical surgical unit consisting of seven setup and staffed beds. The total number of beds that this facility is licensed to operate by the Oklahoma State Department of Health is 43.

No data reported at the time this report was generated.



St. Anthony Hospital - This hospital is located in Oklahoma City. Data were collected from two inpatient acute critical care medical surgical units, consisting of 29 setup and staffed beds. The total number of beds that this facility is licensed to operate by the Oklahoma State Department of Health is 686.

Summary Year Half	Infection Count	Number Expected	Number Central Line Days	SIR	SIR_pval	SIR95CI
2013H1	3	4.422	2948	0.678	0.5382	0.173, 1.846
2013H2	2	4.896	3264	0.408	0.1778	0.068, 1.350



Saint Francis Hospital - This hospital is located in Tulsa. Data were collected from four inpatient acute critical care units, medical surgical critical care, cardiac critical care, and trauma critical care. All four ICUs total to 139 setup and staffed beds. The total number of beds that this facility is licensed to operate by the Oklahoma State Department of Health is 928.

Summary Year Half	Infection Count	Number Expected	Number Central Line Days	SIR	SIR_pval	SIR95CI
2013H1	12	25.802	10754	0.465	0.0029	0.252, 0.791
2013H2	13	25.481	10549	0.510	0.0075	0.284, 0.851



Saint Francis Hospital South - This hospital is located in Tulsa. Data were collected from an inpatient acute critical care medical unit consisting of 12 setup and staffed beds. The total number of beds that this facility is licensed to operate by the Oklahoma State Department of Health is 96.

No data reported at the time this report was generated.



St. John Medical Center - This hospital is located in Tulsa. Data were collected from an inpatient acute critical care medical surgical unit consisting of 105 setup and staffed beds. The total number of beds that this facility is licensed to operate by the Oklahoma State Department of Health is 703.

Summary Year Half	Infection Count	Number Expected	Number Central Line Days	SIR	SIR_pval	SIR95CI
2013H1	0	3.439	1495	0.000	0.0321	, 0.871
2013H2	2	3.563	1549	0.561	0.4388	0.094, 1.855



St. Anthony Shawnee Hospital - This hospital is located in Shawnee. Data were collected from an inpatient acute critical care medical surgical unit consisting of 14 setup and staffed beds. The total number of beds that this facility is licensed to operate by the Oklahoma State Department of Health is 114.

Summary Year Half	Infection Count	Number Expected	Number Central Line Days	SIR	SIR_pval	SIR95CI
2013H1	0	0.296	197	.	.	
2013H2	0	0.150	100	.	.	



St. Mary's Regional Medical Center - This hospital is located in Enid. Data were collected from an inpatient acute critical care medical surgical unit consisting of 11 setup and staffed beds. The total number of beds that this facility is licensed to operate by the Oklahoma State Department of Health is 245.

Summary Year Half	Infection Count	Number Expected	Number Central Line Days	SIR	SIR_pval	SIR95CI
2013H1	0	0.582	388	.	.	
2013H2	0	0.501	334	.	.	



Stillwater Medical Center - This hospital is located in Stillwater. Data were collected from an inpatient acute critical care medical surgical unit consisting of seven setup and staffed beds. The total number of beds that this facility is licensed to operate by the Oklahoma State Department of Health is 119.

Summary Year Half	Infection Count	Number Expected	Number Central Line Days	SIR	SIR_pval	SIR95CI
2013H1	0	0.365	243	.	.	
2013H2	0	0.275	183	.	.	



Tahlequah City Hospital - This hospital is located in Tahlequah. Data were collected from an inpatient acute critical care medical surgical unit consisting of 14 setup and staffed beds. The total number of beds that this facility is licensed to operate by the Oklahoma State Department of Health is 100.

Summary Year Half	Infection Count	Number Expected	Number Central Line Days	SIR	SIR_pval	SIR95CI
2013H1	0	0.933	564	.	.	
2013H2	1	1.254	757	0.798	0.9287	0.040, 3.934



Wagoner Community Hospital - This hospital is located in Wagoner. Data were collected from an inpatient acute critical care medical surgical unit consisting of six setup and staffed beds. The total number of beds that this facility is licensed to operate by the Oklahoma State Department of Health is 100.

Summary Year Half	Infection Count	Number Expected	Number Central Line Days	SIR	SIR_pval	SIR95CI
2013H1	0	0.023	12	.	.	
2013H2	0	0.049	26	.	.	



Woodward Hospital - This hospital is located in Woodward. Data were collected from an inpatient acute critical care medical surgical unit consisting of six setup and staffed beds. The total number of beds that this facility is licensed to operate by the Oklahoma State Department of Health is 87.

Summary Year Half	Infection Count	Number Expected	Number Central Line Days	SIR	SIR_pval	SIR95CI
2013H1	0	0.092	61	.	.	
2013H2	0	0.038	25	.	.	



(This page left blank)

Patient Safety Indicators

The Agency for Health care Research and Quality (AHRQ) Patient Safety Indicators (PSI) are measures used to screen for adverse events that patients experience as a result of exposure to the health care system; these events are likely amenable to prevention by changes at the hospital or provider level. The PSIs can be used with hospital inpatient discharge data, which is uploaded to the Oklahoma State Department of Health annually, to provide perspective on patient safety. These data are taken from the medical record billing ICD-9 CM codes. Provider level indicators offer a measure of potentially preventable complications for patients who received their initial care and the complication of care within the same hospitalization. Provider level indicators include only those cases where a secondary diagnosis code flags a potentially preventable complication. Detailed information on the methods of identifying, selecting and evaluating these quality indicators can be found at the AHRQ Quality Indicator Website: <http://www.qualityindicators.ahrq.gov>.

Comparative reporting of hospital performance data is encouraged by the AHRQ. AHRQ considers comparative reporting an important strategy to advance the quality improvement agenda in health care. Public reporting has been supportive evidence that comparative performance data by hospitals is a key element that promotes enhanced patient care. AHRQ works closely with the Hospital Quality Alliance (HQA), the Ambulatory Care Quality Alliance (AQA) alliance, the National Quality Forum (NQF) and others. The combined effort in comparative reporting AHRQ Quality Indicators and recommendations are submitted to the National Quality Forum endorsement process. Based on an extensive analysis of each indicator by these partners, NQF has determined the appropriateness of each indicator for comparative reporting.

The Oklahoma State Department of Health has been moving forward to make public reporting more timely and easily accessible by the public. Consequently, the Patient Safety Indicator data is now posted on the Oklahoma State Department of Health website OK2SHARE (<http://www.ok.gov/health/pub/wrapper/ok2share.html>).

Data Collection Activities

OK2SHARE is a web-based data query system containing data that supports the information needs of the Oklahoma State Department of Health and other data users. OK2SHARE contain data from death and birth certificates, hospitals and ambulatory surgery centers, health surveys, and health registries as well as links to external data sources.

Acute care hospitals are required to submit data on all inpatient discharges and outpatient surgeries. Legislators and policy makers use discharge and outpatient surgery statistics for public health planning, and legislation and policy development. Researchers use these statistics to understand trends and patterns of outpatient surgeries. Facilities use these statistics for their strategic planning and quality assurance purposes.

Through OK2SHARE, access to inpatient discharges is available from 2002 to the most recently submitted and processed year. These data can be broken down by various demographics, including county, age, gender, race, admission source or point of origin, discharge status, principal diagnosis category, and major disease category. In addition to frequencies, charges (total and average) and length of stay (total and average) can be calculated. The following page shows a screenshot of the webpage.

Oklahoma Hospital Quality Reports 2010

OK2SHARE

Home **Hospital Quality** **Hospital Utilization** **Maps of Avoidable Stays** **County Rates** **Resources**

Hospital Quality Ratings

Ratings for the Public **Detailed Quality Statistics**

Find and compare hospitals in your area. Some hospitals provide better quality care than others.

Hospital Utilization

Find and compare hospitals by the number of patients they treat for different medical conditions and procedures.

Maps of Avoidable Hospital Stays

Map and compare counties by rates of potentially avoidable hospital stays. Compare cost savings from reducing avoidable stays.

County Rates of Hospital Use

Map and compare counties by rates of inpatient medical conditions and procedures.

MONAHRQ **Version 3.0** OSDH logo

Hospital Compare Website

The Centers for Medicare and Medicaid Services (CMS), the Hospital Quality Alliance (HQA) and the nation's hospitals are working together to create and publicly report hospital quality information. This information measures how well hospitals care for their patients.

The hospital quality measures on the Hospital Compare website show recommended treatments for some of the most common and costly conditions that hospitals treat. Research has shown that these clinical practice treatments provide the best results for most patients with those conditions and are an important part of patients' overall care.

Hospitals, doctors, scientists, and other health care professionals agree that these quality measures give a good snapshot of the quality of care hospitals give to patients. Hospitals should try to give all of their patients this recommended care when it is appropriate. The hospital should strive to meet each measure at 100 percent.

Since January 2011, NHSN has been the tool used by facilities electing to participate in the CMS HAI [Hospital Inpatient Quality Reporting Program](http://www.hospitalcompare.hhs.gov/hospital) (IPPS), formerly known as the Reporting Hospital Quality Data for Annual Payment Update (RHQDAPU). As part of the program, central line-associated bloodstream infection (CLABSI) data from each facility's adult, pediatric, and neonatal intensive care units is reported to NHSN and shared with CMS and reported by facility on the Hospital Compare website. Over the next few years, the CMS mandatory data requirements will be expanded and will be available on the website: <http://www.hospitalcompare.hhs.gov/hospital>.

Sample from Hospital Compare website

Measure Description	XXXX MEDICAL CENTER	OKLAHOMA
Central Line-Associated Blood Stream Infections (CLABSI)	Better than the U.S. National Benchmark	0.58

Patients and Their Families

In order to make informed decisions, the public should know that a hospital's quality is more than just its scores on these measures. A hospital should be able to tell the public what steps it is taking to improve its care. The information you will find on the Hospital Compare website is intended to help you when you talk with your physician or hospital about how you can best get the care you need.

Resources

Oklahoma State Department of Health
Medical Facilities Service
1000 NE 10th Street
Oklahoma City, OK 73117-1299
405-271-6576
<http://www.health.ok.gov>

Oklahoma Board of Medical Licensure and Supervision
101 NE 51st Street
Oklahoma City, OK 73105
405-962-1440
800-381-4519
<http://www.okmedicalboard.org>

Oklahoma Board of Nursing
2915 N. Classen Boulevard, Suite 524
Oklahoma City, OK 73106
405-962-1800
<http://www.ok.gov/nursing>

Oklahoma Foundation for Medical Quality
14000 Quail Springs Parkway
Suite 400
Oklahoma City, OK 73134
405-840-2891
<http://www.ofmq.com>

Oklahoma Health care Authority
4345 N. Lincoln,
Oklahoma City, OK 73105
405-552-7300
<http://www.ohca.state.ok.us/>

Oklahoma Hospital Association
4000 N Lincoln Boulevard
Oklahoma City, OK 73105
405-427-9537
<http://www.okoha.com>

Oklahoma State Board of Osteopathic Examiners
4848 N Lincoln Boulevard, Suite 100
Oklahoma City, OK 73105-3335
405-528-8625
<http://www.ok.gov/osboe>

Oklahoma State Department of Health
1000 NE 10th Street
Oklahoma City, OK 73117-1299
405-271-5600
<http://www.health.ok.gov>

Oklahoma State Board of Pharmacy
2920 N Lincoln Boulevard, Suite A
Oklahoma City, OK 73105-3488
405-521-3815
<http://www.ok.gov/OSBP>

<http://www.hospitalcompare.hhs.gov>

<http://www.qualityindicators.ahrq.gov/index.htm>

http://www.qualityindicators.ahrq.gov/psi_overview.htm

<http://www.cdc.gov/nhsn/>