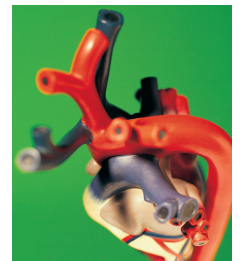


# Oklahoma Hospital Report 2008

OKLAHOMA STATE DEPARTMENT OF HEALTH





The Oklahoma State Department of Health is an equal opportunity employer. This publication was printed and issued by the Oklahoma State Department of Health, as authorized by Rocky McElvany, MS, Interim Commissioner of Health. 100 copies were printed in February 2009 at a cost of \$293. Copies have been deposited with the Publications Clearinghouse of the Oklahoma Department of Libraries. Graphic Design · Shauna B. Schroder



Oklahoma State Department of Health  
Creating a State of Health

February 5, 2009

To Healthcare Partners and the Citizens of Oklahoma,

Opportunities to improve the quality of health care are well documented. While health care organizations strive to provide high quality care and predictable positive outcomes for patients, variations in quality continue to exist. Improving patient safety is a critical part of ongoing efforts to provide high quality care in Oklahoma.

Providers, consumers, and policy makers seeking to improve the quality of health care need accessible and reliable indicators of quality that they can use to identify opportunities for improvement. In addition the use of nationally standardized performance measures allows the health care community to follow trends in quality over time, and to identify variation in quality across the state, communities, and providers.

The following report fulfills part of the requirements set forth by the Oklahoma Legislature to publish an annual report of hospital-specific quality indicators. This report details hospital-specific performance on the Agency for Healthcare Research and Quality (AHRQ) Patient Safety Indicators for care provided during calendar year 2006, and summarizes the Centers for Medicare & Medicaid Services (CMS) *Hospital Compare* data for patients discharged during 2007. By providing this information to the citizens of Oklahoma it is our hope that it will assist patients to make informed decisions about choosing their healthcare provider, and help health care providers to identify the ongoing opportunities to improve patient safety and quality of care.

Sincerely,

Dale W. Bratzler, DO, MPH, Chair  
Hospital Advisory Council

**Board of Health**

Berry L. Smith, JD, President  
Glen E. Diacon, Jr, MD  
Haskell L. Evens, Jr, RPH

Jenny Alexopoulos, DO Vice President  
R. Murari Krishna, MD

Alfred Baldwin, Jr, Secretary-Treasurer  
Ann A. Wam, MD  
Cris Hart-Wolfe

Interim Commissioner of Health  
Rocky McElvany, MS  
An Equal Opportunity Employer

1000 NE 10<sup>th</sup> Street  
Oklahoma City, OK 73117-1299  
[www.health.ok.gov](http://www.health.ok.gov)

## Table of Content

Services Offered.....	4
Hospital Compare.....	12
Basic Facts on Treatment for Heart Attacks .....	15
Basic Facts on Treatment for Congestive Heart Failure .....	31
Basic Facts on Treatment for Pneumonia .....	43
Basic Facts on Surgical Infection Prevention .....	64
Public Report AHRQ Patient Safety Indicators.....	70
PSI 3 Decubitus Ulcer .....	72
PSI 6 Iatrogenic Pneumothorax.....	76
PSI 7 Selected Infections Due to Medical Care.....	79
PSI 8 Postoperative Hip Fracture .....	83
PSI 12 Postoperative Pulmonary Embolism or DVT.....	86
PSI 13 Postoperative Sepsis.....	90
PSI 14 Postoperative Wound Dehiscence.....	94
PSI 15 Accidental Puncture or Laceration.....	97
PSI 17 Birth Trauma - Injury to Neonate.....	101
PSI 18 Obstetric Trauma - Vaginal Delivery with Instrument.....	105
PSI 19 Obstetric Trauma - Vaginal Delivery w/o Instrument.....	109
References.....	113



(This page left blank)

# Services Offered

## Licensure

Hospitals in Oklahoma are required to be licensed under State statute except hospitals operated by the federal government, state mental hospitals, and community-based structured crisis centers.

*Licensing Authority* - The Medical Facilities Service, within Protective Health Services of the Oklahoma State Department of Health (OSDH), is charged with the responsibility of assessing compliance with state statute for hospital licensure.

*Rules* - Chapter 667 Hospital Standards, Title 310, of the Oklahoma Administrative Code (OAC) outlines the rules of operation and construction requirement that must be met in order to be licensed as a hospital in Oklahoma.

*Fees* - The fee for licensure is based on the total number of beds operated by the facility multiplied by ten dollars.

*Renewals* - A license is valid for one year, therefore, facilities must apply annually for renewal.



## Facility Descriptions

*Hospital* - Any institution, place, building or agency, public or private, whether organized for profit or not, devoted primarily to the maintenance and operation of facilities for the diagnosis, treatment, or care of patients admitted for overnight stay or longer in order to obtain medical care, surgical care, obstetrical care,

or nursing care for illness, disease, injury, infirmity, or deformity {63 O.S. § 1-701}. In addition, Oklahoma statutes provide that the term "hospital" includes *general medical surgical hospitals, specialized hospitals, critical access and emergency hospitals, and birthing centers.*



*General Medical Surgical Hospital* - A hospital maintained for the

purpose of providing care in a broad category of illness and injury.



*Specialized Hospital* - A hospital maintained for the purpose of providing care in a certain category, or categories, of illness and injury.

The OSDH currently recognizes *psychiatric, rehabilitation, and abortion* facilities as specialized hospitals.

*Critical Access Hospital* - A hospital that the OSDH determines to be a necessary provider of health care

services to residents of a rural community.

*Emergency Hospital* - A hospital that provides emergency treatment and

stabilization services on a 24-hour basis and has the ability to admit and treat patients for short periods of time.

*Birth Center* - Any hospital, place, or institution which is maintained or established primarily for the purpose of providing the services of a certified nurse midwife or licensed medical doctor to assist or attend in the

delivery or birth and where a woman is scheduled in advance to give birth following a normal, uncomplicated, low-risk pregnancy. Licensure of birthing centers is voluntary.

### **Medicare Certification**

OSDH contracts with the Centers for Medicare & Medicaid Services (CMS) to conduct administrative and inspection activities related to certification of hospitals for participation in the federal Medicare program. Although participation in the Medicare program is voluntary, facilities opting to apply must: 1) meet the requirements outlined in the *Code of Federal Regulations (CFR); Conditions of Participation for Hospitals* (42 CFR part 482), and for *Critical Access Hospitals, CFR Part 485; subpart F - Conditions of*

*Participation for Critical Access Hospitals (CAHs);* and 2) comply with the *Emergency Medical Treatment and Labor Act* found in the Social Security Act, Sections 1866 and 1867, and associated regulations at CFR 42 part 489.24.

OSDH makes recommendations regarding Medicare certification issues; however, the CMS Region VI Office in Dallas, Texas has authority to make all final certification decisions.

## Accreditation

Several national organizations accredit hospitals, or parts of a hospital's operation, as meeting the respective organizations published standards. Participation in such accreditation programs is voluntary. Some private accrediting bodies have been granted "deemed status" by Federal authorities. Hospitals accredited by one or more of these

accrediting bodies are "deemed" to meet the applicable Federal standards without undergoing an on-site inspection by agents of CMS. There is no similar provision in Oklahoma law to grant "deemed status" to third party accrediting organizations for the purpose of state licensure.



## Public Reporting

State statute requires hospitals to submit data to the OSDH for adult acute care intensive care unit patients with ventilator-associated pneumonia (VAP), and device-related blood stream infections. OSDH has been tasked with monitoring compliance with these new reporting requirements and publishing an annual report of hospital performance. With the advice and consent of the Hospital Advisory Council, OSDH has partnered with the Centers for Disease Control and Prevention (CDC) to utilize the National Healthcare Safety Network (NHSN) as the reporting tool for this new reporting initiative. Healthcare-Associated Infections (HAIs) are a major health concern in the United States today. According to the CDC, an estimated 200,000 Central Line-Associated Blood Stream Infections (CLABSI) occur each year in hospitals in the U.S. These are primary blood stream infections that are identified as being associated with the presence of a central line. These infections are usually the most

serious infections and typically result in longer hospitalization, which in turn increases the cost of the hospital stay and increases the risk of mortality. In Oklahoma, all hospitals with acute intensive care units began reporting data utilizing NHSN effective July 1, 2008. The first data reports from NHSN for Oklahoma will be available for the 2009 annual report.

In addition to these HAIs, state law requires OSDH to report on the Agency for Healthcare Research and Quality (AHRQ) Patient Safety Indicators. These measures have been used to screen for potential adverse events that patients may experience as a result of exposure to the health care system; these events are likely amenable to prevention efforts by implementing changes at the system or provider level. The Patient Safety Indicators (PSI) are calculated from the hospital inpatient discharge standard data set, which is provided to OSDH by licensed hospitals annually. Improving patient safety is a critical part of efforts to

provide high quality healthcare in Oklahoma.

---

## Authority

On June 9, 2006 Governor Brad Henry signed into law HB NO. 2842. This bill amended 63 O.S., Section 1-707, to read as follows:

*C. 2. The Advisory Council shall have the duty and authority to:*

*a. review and approve in its advisory capacity rules and standards for hospital licensure,*

*b. evaluate, review and make recommendations regarding Department licensure activities, provided however, the Advisory Council shall not make recommendations regarding scope of practice for any health care providers or practitioners regulated pursuant to Title 59 of the Oklahoma Statutes, and*

*c. recommend and approve:*

*(1) quality indicators and data submission requirements for hospitals, to include:*

*(a) Agency for Healthcare Research and Quality (AHRQ) Patient Safety Indicators available as part of the standard inpatient discharge data set, and*

*(b) for acute care intensive care unit patients, ventilator - associated pneumonia and device related blood stream infections, and*

*(2) the indicators and data to be used by the Department to monitor compliance with licensure requirements, and*

*d. to publish an annual report of hospital performance to include the facility specific quality indicator required by this section.*

---

## Complaint Investigations

OSDH conducts complaint investigations when allegations have been made that a licensed hospital is non-compliant with *Chapter 667*

*Hospital Standards.* In addition, the OSDH can investigate complaints against non-accredited hospitals regarding compliance with the

*Medicare Conditions of Participation*; however, such investigations in accredited hospitals must be authorized by the CMS. Prior authorization from the CMS is also

required before the OSDH can conduct an investigation of compliance with Emergency Medical Treatment and Active Labor Act requirements.

---

## Construction Reviews

Licensed hospitals wishing to alter existing buildings or build a new facility, must submit design plans and related documents to the OSDH for review and approval prior to construction. A review fee, based on

the project's estimated cost for design and construction, is assessed. Final inspection and approval of the facility must be granted by the OSDH prior to occupancy.

---

## Hospital Classifications

Oklahoma statutes require the OSDH to “develop a classification system for all hospitals that treat emergency patients. The classification system shall identify stabilizing and definitive emergency services provided by each hospital” {63 O.S. § 1-2511}.

The system is designed to classify the level of emergency services each hospital in Oklahoma provides in ten clinical categories. Within each category, the rules identify the practitioners, hospital personnel, equipment, and support services necessary for each level of care. It should be emphasized that the classification system is not designed to be a hospital “report card.” Rather, it is intended to help direct emergency response providers and

patients to the most appropriate facility based on the type and severity of their injury or illness. The ten clinical categories and levels of service follow:

- Trauma & Emergency Operative Services: Levels I - IV
- Cardiology: Levels I - III
- Pediatric Medicine and Trauma: Levels I-IV
- Dental: Levels I-III
- Obstetrics/Gynecology: Levels I-IV
- Ophthalmology: Levels I-III
- Neurology: Levels I-III
- Psychiatry: Levels I-III
- General Medicine: Levels I-IV
- Stroke: Primary or Secondary



The most comprehensive services are offered by hospitals classified as Level I in a specific clinical category. These facilities are equipped and staffed to provide definitive treatment for severe emergency conditions in the classified clinical category. The hospital emergency classification system was developed with the assistance of the Oklahoma State Trauma Advisory Council, Oklahoma Emergency Response Systems Development Advisory

Council, and numerous industry and professional associations. The classification system was promulgated in rule as *Subchapter 59 of Chapter 667 Hospital Standards* and became effective on July 13, 2000. By May 2001, each hospital in the State that offers emergency services had received an on-site visit by OSDH representatives to verify the level of service provided in each clinical category.



### **Statistics at a Glance**

#### **152 Licensed Hospitals currently in operation:**

- 97 General Medical Surgical Hospitals
- 35 Critical Access Hospitals
- 11 Specialized Hospitals, Psychiatric
- 6 Specialized Hospitals, Rehabilitation
- 3 Specialized Hospitals, Abortion Facility

#### **147 Medicare Certification Surveys performed:**

- 21 Re-certification surveys
- 6 Follow-up Surveys
- 94 Complaint Investigations
- 2 Validation Survey
- 2 Initial Surveys
- 22 Life Safety Code Surveys

#### **32 Licensure Surveys performed, including:**

- 27 Re-licensure Surveys
- 1 Follow-up Surveys
- 3 Complaint Investigations
- 1 Initial Surveys

#### **\$134,160.00 Fees collected**

(Note: The total dollar amount of fee collections shown above includes the fees for the Ambulatory Surgical

Centers, Birthing Centers, and Workplace Drug and Alcohol Testing Facilities program areas.)

## Hospital Advisory Council

The Hospital Advisory Council is authorized by statute (63 O.S., Section 1-707) to serve as an advisory body to the Department. The Advisory Council is composed of nine members appointed by the Commissioner with the advice and consent of the Board of Health. The membership of the Advisory Council is as follows: two members are hospital administrators of licensed hospitals; two members are licensed physicians or practitioners who have current privileges to provide services in hospitals; two members are hospital employees; and three members are citizens representing the public who: are not hospital employees, do not hold hospital staff appointments, and are not members of hospital governing boards.

Members are appointed for a three-year term. The Board must meet at

least quarterly, and may hold such special meetings as may be necessary.

The Advisory council has the duty and authority to: (1) review and approve in its advisory capacity rules and standards for hospital licensure; (2) evaluate, review and make recommendations regarding Department licensure activities, provided however; the Advisory Council shall not make recommendations regarding scope of practice for any health care providers or practitioners regulated pursuant to Title 59 of the Oklahoma Statutes, and (3) recommend and approve: quality indicators and data submission requirements for hospitals, the indicators and data to be used by the Department to monitor compliance with licensure requirements and to publish an annual report of hospital performance.

### **Advisory Board Members:**

Dale Bratzler, D.O., MPH, Chair  
Gloria Caldwell  
Nancy Cooper, MS, ARNP  
Starla Givens, R.N.  
Jeffrey A. Johnson  
Gary W. Mitchell, D.Ph. FACHE  
Ken Rose, Ed. D.  
Betty Selby  
Jackye Ward, R.N.

(This page left blank)

# Hospital Compare

For the purpose of this report the Oklahoma State Department of Health will be displaying the Hospital Compare information. The Centers for Medicare & Medicaid Services (CMS), has partnered with Hospital Quality Alliance (HQA) and the nation's hospitals to create and public report hospital quality information. This information gathered measures how well hospitals care for their adult patients, regardless of whether the care was paid for by Medicare, Medicaid or a private health insurance plan. In Oklahoma, all hospitals are required to report utilizing this system.

The hospital quality measures show recommended care for some of the most common and costly medical conditions that hospitals treat. Research has shown that these treatments provide the best results for most adults with those conditions and are an important part of the overall care of the patients.

Hospitals, doctors, scientists, and other health care professionals agree that these quality measures give a

good snapshot at a given time of how well hospitals provide these specific types of care. Hospitals should strive to give all of their patients the recommended care when it is appropriate. The goal for each health care measure is 100 percent. Patients who should not receive the treatments due to specific conditions are excluded from the measures. Small differences in hospital scores do not indicate real differences in hospital quality.

The information for this report is collected by hospitals through looking at patient medical records. This review shows whether a patient received the correct care.

Consumers today want a doctor's recommendation on hospitals. Many people collect as much information as possible to make informed decisions. This report will provide much of that information. Ask your doctor questions. Be informed. Use this report to gather more information and informed decisions about which hospital is most appropriate for your health care needs.

**WHY FOCUS ON HEART ATTACK, PNEUMONIA, SURGICAL INFECTIONS  
AND CONGESTIVE HEART FAILURE?**

<b>Conditions</b>	<b>National Importance</b>	<b>Treatments Covered in this Report</b>
Heart Attack or Acute Myocardial Infarction (AMI)	Leads to approximately 500,000 deaths and affects 41.2 million people each year.	Aspirin at Arrival Aspirin at Discharge Beta Blocker at Arrival Beta Blocker at Discharge ACE Inhibitor/ARB at Discharge Smoking Cessation Advice PCI within Time Lines
Pneumonia	Accounts for 1 million admissions to hospitals, 4 million episodes of illness, and a major cause of death each year.	Oxygenation Assessment Pneumonia Vaccination Screening Antibiotic Timing Antibiotic Selection Blood Culture before Initial Antibiotic Smoking Cessation Advice
Surgical Infections	Accounts for 40% of all hospital-acquired infections among surgical patients.	Preventive Antibiotic Started Preventive Antibiotic Stopped
Congestive Heart Failure (CHF)	Results in about 1 million annual hospital admissions and is growing rapidly; the most-common reason for admission for patients 65 and older.	Left Ventricular Systolic (LVS) Assessment ACE Inhibitor/ARB and Discharge Discharge Instructions Smoking Cessation Advice

## How to use the information from Hospital Compare.

The Centers for Medicare & Medicaid Services (CMS), along with its collaborators in the Hospital Quality Alliance (HQA) and the nation's hospitals are working together to create and publicly report hospital quality information. This information measures how well hospitals care for their patients, regardless of whether the care was paid for by Medicare, Medicaid or a private health insurance plan.

The hospital quality measures in this report show recommended care for some of the most common and costly conditions that hospitals treat. Research has shown that these treatments provide the best results for most adults with those conditions and are an important part of the patients' overall care. The quality of a hospital is more than just its scores on these measures. A hospital should be able to tell you what steps it is taking to improve its care. This report is intended to help you start a conversation with your physician or hospital about how you can best get the care you need.

A quality measure is one way to see how well a hospital is caring for its patients. In this report it shows how each hospital treats eligible patients with a heart attack, pneumonia, or congestive heart failure or who are having surgery. Patients must receive the correct care in order to fully recover. These measures are based on recognized national standards for diagnosis and treatment.

The measures are based on data from hospitals' patient records. The data is converted to rates that measure how well the hospitals care for their patients. As you look at the data, it is important to know that small differences in the percentages usually don't show that one hospital is significantly better or worse. It is better to look at the larger differences.

The score for each measure is reflected by a percentage of eligible patients who received the correct treatment. The goal for each measure is 100% compliance, so that all patients receive the best care. **If a hospital does not have a percentage number in the measure then no patients at that hospital met the criteria to be reported and therefore the hospital may not be listed.** Also when several hospitals are reported to have the same percentage the hospitals are randomly listed in no specific order. In Oklahoma all hospitals are required to report these quality measures to Hospital Compare.

This report should not be used alone; rather it is designed to provide important information to assist you in making an informed decision. Also the data in this report is only a snapshot which was current as of this publication and information is periodically updated on the CMS Hospital Compare website <http://www.hospitalcompare.hhs.gov>.



## Basic Facts on Treatment for Heart Attacks

These scores show how well hospitals are providing care for eligible heart attack patients. A heart attack, or acute myocardial infarction (AMI), can occur if the arteries supplying blood to the heart become blocked, and the blood supply is slowed or stopped. The heart can't get the oxygen and nutrients it needs. The affected heart tissue may die.

Symptoms of a heart attack can include chest pain (crushing,

squeezing or burning pain in the center of the chest which may radiate to the arm or jaw), shortness of breath, dizziness, faintness, chills, sweating or nausea. Skin may feel cold or clammy, and patients may appear gray and look ill. Sometimes there are no symptoms.

Patients with contraindications to any of the recommended treatments are excluded from the scores for that treatment. Higher percentages indicate better performance.



### *Aspirin at Arrival*

**This score tells you** the percent of heart attack patients who received aspirin within 24 hours of hospital arrival.

**This information is important** because taking aspirin as soon as symptoms of a heart attack begin may reduce the severity of the attack. Aspirin can help prevent or dissolve existing blood clots. Continued use of aspirin may help reduce the risk of another heart attack.



### *Aspirin at Discharge*

**This score tells you** the percent of heart attack patients prescribed aspirin at discharge from the hospital.

**This information is important** because aspirin can help prevent or dissolve existing blood clots. Continued use of aspirin may help reduce the risk of another heart attack.

*Beta Blocker at Arrival*

**This score tells you** the percent of heart attack patients given a beta-blocker within 24 hours of hospital arrival.

**This information is important** because beta-blockers are medicines that lower blood pressure, treat chest pain (angina) and heart failure, and help prevent heart attacks. Beta-blockers relieve the stress on the heart by slowing the heart rate and reducing the force with which the heart contracts to pump blood. They also help keep blood vessels throughout the entire body from constricting.



*Beta Blocker on Discharge*

**This score tells you** the percent of heart attack patients prescribed a beta-blocker at discharge from the hospital.

**This information is important** because beta-blockers are medicines that lower blood pressure, treat chest pain (angina) and heart failure, and help prevent heart attacks. Beta-blockers relieve and reduce the force with which the heart contracts to pump blood. They also help keep blood vessels throughout the body from constricting.



*ACE Inhibitor or ARB at Discharge*

**This score tells you** the percent of heart attack patients with left ventricular systolic dysfunction (LVSD) who were prescribed an angiotensin-converting enzyme (ACE) inhibitor or an angiotensin receptor blocker (ARB) at discharge from the hospital.

**This information is important** because ACE Inhibitors and ARB are medicines that can help reduce the risk of death after a heart attack. Continued use may help prevent heart failure. ACE Inhibitors and ARBs modify the effects of hormones (angiotensin II) that

regulate blood pressure and influence the healing process of the heart. They are prescribed to lower blood pressure and thus lessen the workload of the heart.

---

### *Smoking Cessation Advice*

**This score tells you** the percent of adult heart attack patients with a history of smoking cigarettes that received advice before discharge from the hospital on how to quit smoking.

**This information is important** because smoking is linked to heart attacks. Quitting may help prevent another one.

---

### *PCI within Time Lines*

**This score tells you** the percent of heart attack patients who underwent angioplasty, or a Percutaneous Coronary Intervention (PCI), within specified time lines after admission to a hospital.

**This information is important** because PCI is a procedure to open the blocked blood vessels, reestablishing the blood supply to the heart muscle. It involves inserting a catheter (a flexible tube) often through the leg. A cardiologist may choose to do PCI instead of prescribing clot-dissolving medication. However, PCI is not available at every medical surgical hospital in Oklahoma. To find out if an Oklahoma hospital offers PCI, ask your doctor.

## Heart Attack Treatment Scores

<b>Heart Attack Patients Given Aspirin at Arrival</b>	<b>Score</b>
US Rate	94%
Oklahoma Rate	86%
<b>Hospital Name</b>	
MEMORIAL HOSPITAL & PHYSICIAN GROUP	100%
HILLCREST MEDICAL CENTER	100%
WOODWARD REGIONAL HOSPITAL	100%
PARKVIEW HOSPITAL	100%
INTEGRIS MAYES COUNTY MEDICAL CENTER	100%
GREAT PLAINS REGIONAL MEDICAL CENTER	100%
VALLEY VIEW REGIONAL HOSPITAL	100%
ST MARY'S REGIONAL MEDICAL CENTER	100%
INTEGRIS CLINTON REGIONAL HOSPITAL	100%
STILLWATER MEDICAL CENTER	100%
GRADY MEMORIAL HOSPITAL	100%
OKMULGEE MEMORIAL HOSPITAL	100%
LATIMER COUNTY GENERAL HOSPITAL	100%
SHARE MEMORIAL HOSPITAL	100%
CUSHING REGIONAL HOSPITAL	100%
SAYRE MEMORIAL HOSPITAL, INC	100%
SEQUOYAH MEMORIAL HOSPITAL	100%
INTEGRIS GROVE GENERAL HOSPITAL	100%
MEMORIAL HOSPITAL OF TEXAS COUNTY	100%
PERRY MEMORIAL HOSPITAL	100%
ELKVIEW GENERAL HOSPITAL	100%
WAGONER COMMUNITY HOSPITAL	100%
W W HASTINGS INDIAN HOSPITAL	100%
CARL ALBERT INDIAN HEALTH FACILITY	100%
COMMUNITY HOSPITAL	100%
OKLAHOMA HEART HOSPITAL	100%
BAILEY MEDICAL CENTER, L L C	100%
LOGAN MEDICAL CENTER	100%
CLEVELAND AREA HOSPITAL, INC	100%
HARPER COUNTY COMMUNITY HOSPITAL	100%
INTEGRIS MARSHALL COUNTY MEDICAL CENTER	100%
OKEENE MUNICIPAL HOSPITAL	100%
NORMAN REGIONAL HOSPITAL	99%
INTEGRIS BAPTIST MEDICAL CENTER	99%

<b>INTEGRIS SOUTHWEST MEDICAL CENTER</b>	99%
<b>SOUTHCREST HOSPITAL</b>	99%
<b>DEACONESS HOSPITAL</b>	98%
<b>MCALESTER REGIONAL HEALTH CENTER</b>	98%
<b>ST ANTHONY HOSPITAL</b>	98%
<b>OKLAHOMA STATE UNIVERSITY MEDICAL CENTER</b>	98%
<b>UNITY HEALTH CENTER</b>	98%
<b>INTEGRIS BASS BAPTIST HEALTH CENTER</b>	97%
<b>JANE PHILLIPS MEDICAL CENTER</b>	97%
<b>SAINT FRANCIS HOSPITAL, INC</b>	97%
<b>MIDWEST REGIONAL MEDICAL CENTER</b>	97%
<b>ST JOHN MEDICAL CENTER, INC</b>	97%
<b>MUSKOGEE REGIONAL MEDICAL CENTER</b>	96%
<b>SAINT FRANCIS HOSPITAL SOUTH</b>	96%
<b>MEDICAL CENTER OF SOUTHEASTERN OKLAHOMA</b>	95%
<b>COMANCHE COUNTY MEMORIAL HOSPITAL</b>	95%
<b>O U MEDICAL CENTER</b>	95%
<b>PONCA CITY MEDICAL CENTER</b>	94%
<b>JACKSON COUNTY MEMORIAL HOSPITAL</b>	94%
<b>DUNCAN REGIONAL HOSPITAL, INC</b>	94%
<b>MERCY MEMORIAL HEALTH CENTER</b>	94%
<b>EDMOND MEDICAL CENTER</b>	94%
<b>CLAREMORE REGIONAL HOSPITAL</b>	93%
<b>MERCY HEALTH CENTER, INC</b>	91%
<b>TAHLEQUAH CITY HOSPITAL</b>	90%
<b>INTEGRIS BAPTIST REG HEALTH CENTER</b>	89%
<b>SOUTHWESTERN MEDICAL CENTER</b>	89%
<b>HARMON MEMORIAL HOSPITAL</b>	88%
<b>NEWMAN MEMORIAL HOSPITAL</b>	86%
<b>HENRYETTA MEDICAL CENTER</b>	83%
<b>CRAIG GENERAL HOSPITAL</b>	80%
<b>HASKELL COUNTY HEALTHCARE SYSTEM</b>	80%
<b>MEMORIAL HOSPITAL OF STILWELL</b>	80%
<b>EASTERN OKLAHOMA MEDICAL CENTER</b>	78%
<b>CHOCTAW MEMORIAL HOSPITAL</b>	67%
<b>PAULS VALLEY GENERAL HOSPITAL</b>	67%
<b>WEATHERFORD REGIONAL HOSPITAL</b>	67%
<b>INTEGRIS BLACKWELL REGIONAL HOSPITAL</b>	50%
<b>BRISTOW MEDICAL CENTER</b>	50%
<b>CHOCTAW NATION HEALTH SER AUTHORITY</b>	50%
<b>INTEGRIS CANADIAN VALLEY REGIONAL HOSPITAL</b>	50%

CORDELL MEMORIAL HOSPITAL	50%
PURCELL MUNICIPAL HOSPITAL	40%
MCCURTAIN MEMORIAL HOSPITAL	25%
ATOKA MEMORIAL HOSPITAL	0%
WATONGA MUNICIPAL HOSPITAL	0%
BEAVER COUNTY MEMORIAL HOSPITAL	0%
PUSHMATAHA CTY-TN OF ANTLERS HOSP AUTH	0%

<b>Heart Attack Patients Given Aspirin at Discharge</b>	<b>Score</b>
US Rate	91%
Oklahoma Rate	85%
<b>Hospital Name</b>	
HILLCREST MEDICAL CENTER	100%
WOODWARD REGIONAL HOSPITAL	100%
INTEGRIS BAPTIST REG HEALTH CENTER	100%
MEDICAL CENTER OF SOUTHEASTERN OKLAHOMA	100%
INTEGRIS MAYES COUNTY MEDICAL CENTER	100%
GREAT PLAINS REGIONAL MEDICAL CENTER	100%
INTEGRIS CLINTON REGIONAL HOSPITAL	100%
DEACONESS HOSPITAL	100%
BRISTOW MEDICAL CENTER	100%
STILLWATER MEDICAL CENTER	100%
GRADY MEMORIAL HOSPITAL	100%
LATIMER COUNTY GENERAL HOSPITAL	100%
CUSHING REGIONAL HOSPITAL	100%
CHOCTAW MEMORIAL HOSPITAL	100%
MEMORIAL HOSPITAL OF TEXAS COUNTY	100%
PERRY MEMORIAL HOSPITAL	100%
ELKVIEW GENERAL HOSPITAL	100%
WAGONER COMMUNITY HOSPITAL	100%
CHOCTAW NATION HEALTH SER AUTHORITY	100%
CARL ALBERT INDIAN HEALTH FACILITY	100%
SOUTHCREST HOSPITAL	100%
COMMUNITY HOSPITAL	100%
INTEGRIS CANADIAN VALLEY REGIONAL HOSPITAL	100%
OKLAHOMA HEART HOSPITAL	100%
BAILEY MEDICAL CENTER, L L C	100%
CLEVELAND AREA HOSPITAL, INC	100%
WEATHERFORD REGIONAL HOSPITAL	100%
HARPER COUNTY COMMUNITY HOSPITAL	100%



<b>INTEGRIS MARSHALL COUNTY MEDICAL CENTER</b>	100%
<b>NORMAN REGIONAL HOSPITAL</b>	99%
<b>JANE PHILLIPS MEDICAL CENTER</b>	99%
<b>INTEGRIS BAPTIST MEDICAL CENTER</b>	99%
<b>MERCY MEMORIAL HEALTH CENTER</b>	99%
<b>ST ANTHONY HOSPITAL</b>	98%
<b>TAHLEQUAH CITY HOSPITAL</b>	98%
<b>SAINT FRANCIS HOSPITAL, INC</b>	98%
<b>O U MEDICAL CENTER</b>	98%
<b>ST JOHN MEDICAL CENTER, INC</b>	98%
<b>SAINT FRANCIS HOSPITAL SOUTH</b>	98%
<b>MERCY HEALTH CENTER, INC</b>	96%
<b>MCALESTER REGIONAL HEALTH CENTER</b>	96%
<b>COMANCHE COUNTY MEMORIAL HOSPITAL</b>	96%
<b>INTEGRIS GROVE GENERAL HOSPITAL</b>	96%
<b>INTEGRIS BASS BAPTIST HEALTH CENTER</b>	95%
<b>OKLAHOMA STATE UNIVERSITY MEDICAL CENTER</b>	95%
<b>MIDWEST REGIONAL MEDICAL CENTER</b>	95%
<b>INTEGRIS SOUTHWEST MEDICAL CENTER</b>	95%
<b>EDMOND MEDICAL CENTER</b>	92%
<b>JACKSON COUNTY MEMORIAL HOSPITAL</b>	91%
<b>UNITY HEALTH CENTER</b>	91%
<b>VALLEY VIEW REGIONAL HOSPITAL</b>	90%
<b>HENRYETTA MEDICAL CENTER</b>	90%
<b>LOGAN MEDICAL CENTER</b>	88%
<b>MUSKOGEE REGIONAL MEDICAL CENTER</b>	87%
<b>DUNCAN REGIONAL HOSPITAL, INC</b>	82%
<b>ST MARY'S REGIONAL MEDICAL CENTER</b>	81%
<b>PONCA CITY MEDICAL CENTER</b>	80%
<b>SOUTHWESTERN MEDICAL CENTER</b>	80%
<b>MEMORIAL HOSPITAL OF STILWELL</b>	75%
<b>NEWMAN MEMORIAL HOSPITAL</b>	71%
<b>HARMON MEMORIAL HOSPITAL</b>	71%
<b>CLAREMORE REGIONAL HOSPITAL</b>	67%
<b>CRAIG GENERAL HOSPITAL</b>	67%
<b>HASKELL COUNTY HEALTHCARE SYSTEM</b>	67%
<b>PAULS VALLEY GENERAL HOSPITAL</b>	67%
<b>OKEENE MUNICIPAL HOSPITAL</b>	67%
<b>SAYRE MEMORIAL HOSPITAL, INC</b>	57%
<b>PARKVIEW HOSPITAL</b>	50%
<b>INTEGRIS BLACKWELL REGIONAL HOSPITAL</b>	50%

EASTERN OKLAHOMA MEDICAL CENTER	50%
OKMULGEE MEMORIAL HOSPITAL	50%
PURCELL MUNICIPAL HOSPITAL	50%
SEQUOYAH MEMORIAL HOSPITAL	0%
ATOKA MEMORIAL HOSPITAL	0%
BEAVER COUNTY MEMORIAL HOSPITAL	0%
CORDELL MEMORIAL HOSPITAL	0%

<b>Heart Attack Patients Given Beta Blocker at Arrival</b>	<b>Score</b>
US Rate	89%
Oklahoma Rate	73%
<b>Hospital Name</b>	
HILLCREST MEDICAL CENTER	100%
WOODWARD REGIONAL HOSPITAL	100%
MEDICAL CENTER OF SOUTHEASTERN OKLAHOMA	100%
GREAT PLAINS REGIONAL MEDICAL CENTER	100%
INTEGRIS CLINTON REGIONAL HOSPITAL	100%
ST ANTHONY HOSPITAL	100%
CLAREMORE REGIONAL HOSPITAL	100%
STILLWATER MEDICAL CENTER	100%
GRADY MEMORIAL HOSPITAL	100%
CRAIG GENERAL HOSPITAL	100%
CUSHING REGIONAL HOSPITAL	100%
INTEGRIS GROVE GENERAL HOSPITAL	100%
PAULS VALLEY GENERAL HOSPITAL	100%
WAGONER COMMUNITY HOSPITAL	100%
MEMORIAL HOSPITAL OF STILWELL	100%
COMMUNITY HOSPITAL	100%
INTEGRIS CANADIAN VALLEY REGIONAL HOSPITAL	100%
LOGAN MEDICAL CENTER	100%
BEAVER COUNTY MEMORIAL HOSPITAL	100%
HARPER COUNTY COMMUNITY HOSPITAL	100%
DEACONESS HOSPITAL	99%
OKLAHOMA HEART HOSPITAL	98%
NORMAN REGIONAL HOSPITAL	97%
O U MEDICAL CENTER	97%
SOUTHCREST HOSPITAL	97%
TAHLEQUAH CITY HOSPITAL	96%
INTEGRIS BAPTIST MEDICAL CENTER	95%
INTEGRIS SOUTHWEST MEDICAL CENTER	95%
ST JOHN MEDICAL CENTER, INC	95%

<b>UNITY HEALTH CENTER</b>	95%
<b>COMANCHE COUNTY MEMORIAL HOSPITAL</b>	94%
<b>OKLAHOMA STATE UNIVERSITY MEDICAL CENTER</b>	94%
<b>JANE PHILLIPS MEDICAL CENTER</b>	93%
<b>JACKSON COUNTY MEMORIAL HOSPITAL</b>	93%
<b>INTEGRIS BASS BAPTIST HEALTH CENTER</b>	92%
<b>MUSKOGEE REGIONAL MEDICAL CENTER</b>	92%
<b>MERCY MEMORIAL HEALTH CENTER</b>	92%
<b>MCALESTER REGIONAL HEALTH CENTER</b>	91%
<b>SAINT FRANCIS HOSPITAL, INC</b>	91%
<b>MIDWEST REGIONAL MEDICAL CENTER</b>	91%
<b>SAINT FRANCIS HOSPITAL SOUTH</b>	89%
<b>NEWMAN MEMORIAL HOSPITAL</b>	88%
<b>ELKVIEW GENERAL HOSPITAL</b>	88%
<b>PONCA CITY MEDICAL CENTER</b>	86%
<b>ST MARY'S REGIONAL MEDICAL CENTER</b>	83%
<b>VALLEY VIEW REGIONAL HOSPITAL</b>	81%
<b>DUNCAN REGIONAL HOSPITAL, INC</b>	81%
<b>INTEGRIS BAPTIST REG HEALTH CENTER</b>	78%
<b>HENRYETTA MEDICAL CENTER</b>	77%
<b>INTEGRIS MAYES COUNTY MEDICAL CENTER</b>	75%
<b>SOUTHWESTERN MEDICAL CENTER</b>	75%
<b>EDMOND MEDICAL CENTER</b>	70%
<b>MCCURTAIN MEMORIAL HOSPITAL</b>	67%
<b>SAYRE MEMORIAL HOSPITAL, INC</b>	67%
<b>MEMORIAL HOSPITAL OF TEXAS COUNTY</b>	67%
<b>WEATHERFORD REGIONAL HOSPITAL</b>	67%
<b>MERCY HEALTH CENTER, INC</b>	65%
<b>PARKVIEW HOSPITAL</b>	60%
<b>HARMON MEMORIAL HOSPITAL</b>	56%
<b>EASTERN OKLAHOMA MEDICAL CENTER</b>	50%
<b>OKMULGEE MEMORIAL HOSPITAL</b>	50%
<b>HASKELL COUNTY HEALTHCARE SYSTEM</b>	50%
<b>PERRY MEMORIAL HOSPITAL</b>	50%
<b>PURCELL MUNICIPAL HOSPITAL</b>	50%
<b>CHOCTAW NATION HEALTH SER AUTHORITY</b>	50%
<b>CARL ALBERT INDIAN HEALTH FACILITY</b>	50%
<b>BAILEY MEDICAL CENTER, L L C</b>	50%
<b>CHOCTAW MEMORIAL HOSPITAL</b>	33%
<b>OKEENE MUNICIPAL HOSPITAL</b>	33%
<b>INTEGRIS BLACKWELL REGIONAL HOSPITAL</b>	0%

BRISTOW MEDICAL CENTER	0%
LATIMER COUNTY GENERAL HOSPITAL	0%
SHARE MEMORIAL HOSPITAL	0%
SEQUOYAH MEMORIAL HOSPITAL	0%
ATOKA MEMORIAL HOSPITAL	0%
WATONGA MUNICIPAL HOSPITAL	0%
CLEVELAND AREA HOSPITAL, INC	0%
CORDELL MEMORIAL HOSPITAL	0%
INTEGRIS MARSHALL COUNTY MEDICAL CENTER	0%

<b>Heart Attack Patients Given Beta Blocker at Discharge</b>	<b>Score</b>
US Rate	92%
Oklahoma Rate	80%
<b>Hospital Name</b>	
HILLCREST MEDICAL CENTER	100%
WOODWARD REGIONAL HOSPITAL	100%
MEDICAL CENTER OF SOUTHEASTERN OKLAHOMA	100%
GREAT PLAINS REGIONAL MEDICAL CENTER	100%
VALLEY VIEW REGIONAL HOSPITAL	100%
JACKSON COUNTY MEMORIAL HOSPITAL	100%
INTEGRIS CLINTON REGIONAL HOSPITAL	100%
DEACONESS HOSPITAL	100%
GRADY MEMORIAL HOSPITAL	100%
CRAIG GENERAL HOSPITAL	100%
CUSHING REGIONAL HOSPITAL	100%
CHOCTAW MEMORIAL HOSPITAL	100%
SEQUOYAH MEMORIAL HOSPITAL	100%
INTEGRIS GROVE GENERAL HOSPITAL	100%
MEMORIAL HOSPITAL OF TEXAS COUNTY	100%
PERRY MEMORIAL HOSPITAL	100%
ELKVIEW GENERAL HOSPITAL	100%
PAULS VALLEY GENERAL HOSPITAL	100%
WAGONER COMMUNITY HOSPITAL	100%
CHOCTAW NATION HEALTH SER AUTHORITY	100%
CARL ALBERT INDIAN HEALTH FACILITY	100%
SOUTHCREST HOSPITAL	100%
COMMUNITY HOSPITAL	100%
INTEGRIS CANADIAN VALLEY REGIONAL HOSPITAL	100%

<b>OKLAHOMA HEART HOSPITAL</b>	100%
<b>BAILEY MEDICAL CENTER, L L C</b>	100%
<b>CLEVELAND AREA HOSPITAL, INC</b>	100%
<b>BEAVER COUNTY MEMORIAL HOSPITAL</b>	100%
<b>WEATHERFORD REGIONAL HOSPITAL</b>	100%
<b>HARPER COUNTY COMMUNITY HOSPITAL</b>	100%
<b>NORMAN REGIONAL HOSPITAL</b>	99%
<b>MERCY MEMORIAL HEALTH CENTER</b>	99%
<b>SAINT FRANCIS HOSPITAL, INC</b>	99%
<b>ST JOHN MEDICAL CENTER, INC</b>	99%
<b>SAINT FRANCIS HOSPITAL SOUTH</b>	99%
<b>ST ANTHONY HOSPITAL</b>	98%
<b>TAHLEQUAH CITY HOSPITAL</b>	98%
<b>INTEGRIS BAPTIST MEDICAL CENTER</b>	97%
<b>MCALESTER REGIONAL HEALTH CENTER</b>	97%
<b>COMANCHE COUNTY MEMORIAL HOSPITAL</b>	97%
<b>OKLAHOMA STATE UNIVERSITY MEDICAL CENTER</b>	97%
<b>UNITY HEALTH CENTER</b>	97%
<b>MERCY HEALTH CENTER, INC</b>	96%
<b>JANE PHILLIPS MEDICAL CENTER</b>	96%
<b>O U MEDICAL CENTER</b>	96%
<b>PONCA CITY MEDICAL CENTER</b>	94%
<b>INTEGRIS SOUTHWEST MEDICAL CENTER</b>	94%
<b>MIDWEST REGIONAL MEDICAL CENTER</b>	93%
<b>EDMOND MEDICAL CENTER</b>	93%
<b>STILLWATER MEDICAL CENTER</b>	92%
<b>MUSKOGEE REGIONAL MEDICAL CENTER</b>	90%
<b>INTEGRIS BASS BAPTIST HEALTH CENTER</b>	89%
<b>ST MARY'S REGIONAL MEDICAL CENTER</b>	88%
<b>LOGAN MEDICAL CENTER</b>	88%
<b>DUNCAN REGIONAL HOSPITAL, INC</b>	87%
<b>INTEGRIS BAPTIST REG HEALTH CENTER</b>	83%
<b>CLAREMORE REGIONAL HOSPITAL</b>	80%
<b>NEWMAN MEMORIAL HOSPITAL</b>	75%
<b>SOUTHWESTERN MEDICAL CENTER</b>	75%
<b>INTEGRIS MAYES COUNTY MEDICAL CENTER</b>	67%
<b>HENRYETTA MEDICAL CENTER</b>	64%
<b>SAYRE MEMORIAL HOSPITAL, INC</b>	62%
<b>HASKELL COUNTY HEALTHCARE SYSTEM</b>	60%

HARMON MEMORIAL HOSPITAL	50%
EASTERN OKLAHOMA MEDICAL CENTER	50%
MCCURTAIN MEMORIAL HOSPITAL	50%
OKMULGEE MEMORIAL HOSPITAL	50%
MEMORIAL HOSPITAL OF STILWELL	40%
PARKVIEW HOSPITAL	33%
OKEENE MUNICIPAL HOSPITAL	33%
INTEGRIS BLACKWELL REGIONAL HOSPITAL	0%
BRISTOW MEDICAL CENTER	0%
MEMORIAL HOSPITAL & PHYSICIAN GROUP	0%
LATIMER COUNTY GENERAL HOSPITAL	0%
PURCELL MUNICIPAL HOSPITAL	0%
ATOKA MEMORIAL HOSPITAL	0%
CORDELL MEMORIAL HOSPITAL	0%
INTEGRIS MARSHALL COUNTY MEDICAL CENTER	0%

<b>Heart Failure Patients Given ACE Inhibitor or ARB for Left Ventricular Systolic Dysfunction (LVSD)</b>	<b>Score</b>
US Rate	87%
Oklahoma Rate	83%
<b>Hospital Name</b>	
HILLCREST MEDICAL CENTER	100%
MEDICAL CENTER OF SOUTHEASTERN OKLAHOMA	100%
INTEGRIS MAYES COUNTY MEDICAL CENTER	100%
DEACONESS HOSPITAL	100%
HARMON MEMORIAL HOSPITAL	100%
BRISTOW MEDICAL CENTER	100%
SHARE MEMORIAL HOSPITAL	100%
HASKELL COUNTY HEALTHCARE SYSTEM	100%
SOUTHWESTERN MEDICAL CENTER	100%
SAYRE MEMORIAL HOSPITAL, INC	100%
SEQUOYAH MEMORIAL HOSPITAL	100%
INTEGRIS GROVE GENERAL HOSPITAL	100%
MEMORIAL HOSPITAL OF TEXAS COUNTY	100%
PERRY MEMORIAL HOSPITAL	100%
ELKVIEW GENERAL HOSPITAL	100%
CHOCTAW NATION HEALTH SER AUTHORITY	100%
SOUTHCREST HOSPITAL	100%
LINDSAY MUNICIPAL HOSPITAL	100%
OKLAHOMA HEART HOSPITAL	100%



WATONGA MUNICIPAL HOSPITAL	100%
HEALDTON MUNICIPAL HOSPITAL	100%
STROUD REGIONAL MEDICAL CENTER	100%
FAIRFAX MEMORIAL HOSPITAL	100%
HOLDENVILLE GENERAL HOSPITAL	100%
HARPER COUNTY COMMUNITY HOSPITAL	100%
OKEENE MUNICIPAL HOSPITAL	100%
SEILING MUNICIPAL HOSPITAL	100%
SAINT FRANCIS HOSPITAL, INC	99%
NORMAN REGIONAL HOSPITAL	98%
DUNCAN REGIONAL HOSPITAL, INC	96%
INTEGRIS BAPTIST MEDICAL CENTER	96%
MERCY HEALTH CENTER, INC	95%
STILLWATER MEDICAL CENTER	95%
JANE PHILLIPS MEDICAL CENTER	94%
GREAT PLAINS REGIONAL MEDICAL CENTER	94%
INTEGRIS SOUTHWEST MEDICAL CENTER	94%
ST JOHN MEDICAL CENTER, INC	94%
INTEGRIS CLINTON REGIONAL HOSPITAL	93%
INTEGRIS BLACKWELL REGIONAL HOSPITAL	93%
MERCY MEMORIAL HEALTH CENTER	93%
INTEGRIS BASS BAPTIST HEALTH CENTER	92%
TAHLEQUAH CITY HOSPITAL	92%
UNITY HEALTH CENTER	92%
CARL ALBERT INDIAN HEALTH FACILITY	92%
INTEGRIS CANADIAN VALLEY REGIONAL HOSPITAL	92%
ST ANTHONY HOSPITAL	91%
CRAIG GENERAL HOSPITAL	91%
SAINT FRANCIS HOSPITAL SOUTH	91%
MCCURTAIN MEMORIAL HOSPITAL	90%
PUSHMATAHA CTY-TN OF ANTLERS HOSP AUTH	90%
O U MEDICAL CENTER	90%
WAGONER COMMUNITY HOSPITAL	90%
PONCA CITY MEDICAL CENTER	89%
VALLEY VIEW REGIONAL HOSPITAL	89%
MIDWEST REGIONAL MEDICAL CENTER	89%
USPHS LAWTON INDIAN HOSPITAL	89%
W W HASTINGS INDIAN HOSPITAL	89%
MEMORIAL HOSPITAL OF STILWELL	88%
BAILEY MEDICAL CENTER, L L C	88%
JACKSON COUNTY MEMORIAL HOSPITAL	87%

COMANCHE COUNTY MEMORIAL HOSPITAL	87%
INTEGRIS BAPTIST REG HEALTH CENTER	86%
MCALESTER REGIONAL HEALTH CENTER	86%
EDMOND MEDICAL CENTER	85%
PAULS VALLEY GENERAL HOSPITAL	83%
LOGAN MEDICAL CENTER	83%
GRADY MEMORIAL HOSPITAL	82%
ARBUCKLE MEMORIAL HOSPITAL	82%
WOODWARD REGIONAL HOSPITAL	80%
MEMORIAL HOSPITAL & PHYSICIAN GROUP	80%
ST JOHN SAPULPA	79%
MUSKOGEE REGIONAL MEDICAL CENTER	78%
CLAREMORE REGIONAL HOSPITAL	78%
OKLAHOMA STATE UNIVERSITY MEDICAL CENTER	78%
ST JOHN OWASSO	75%
EASTERN OKLAHOMA MEDICAL CENTER	73%
ST MARY'S REGIONAL MEDICAL CENTER	71%
OKMULGEE MEMORIAL HOSPITAL	70%
CUSHING REGIONAL HOSPITAL	69%
PURCELL MUNICIPAL HOSPITAL	67%
CLAREMORE INDIAN HOSPITAL	64%
HENRYETTA MEDICAL CENTER	62%
PARKVIEW HOSPITAL	60%
KINGFISHER REGIONAL HOSPITAL	60%
INTEGRIS MARSHALL COUNTY MEDICAL CENTER	57%
CLEVELAND AREA HOSPITAL, INC	50%
WEATHERFORD REGIONAL HOSPITAL	40%
MARY HURLEY HOSPITAL	33%
CHOCTAW MEMORIAL HOSPITAL	0%
ATOKA MEMORIAL HOSPITAL	0%
PRAGUE MUNICIPAL HOSPITAL	0%
MANGUM CITY HOSPITAL	0%
DRUMRIGHT REGIONAL HOSPITAL	0%

<b>Heart Attack Smoking Cessation</b>	<b>Score</b>
US Rate	92%
Oklahoma Rate	88%
<b>Hospital Name</b>	
WOODWARD REGIONAL HOSPITAL	100%
INTEGRIS BAPTIST REG HEALTH CENTER	100%

PONCA CITY MEDICAL CENTER	100%
NORMAN REGIONAL HOSPITAL	100%
MEDICAL CENTER OF SOUTHEASTERN OKLAHOMA	100%
INTEGRIS BASS BAPTIST HEALTH CENTER	100%
GREAT PLAINS REGIONAL MEDICAL CENTER	100%
VALLEY VIEW REGIONAL HOSPITAL	100%
JACKSON COUNTY MEMORIAL HOSPITAL	100%
DUNCAN REGIONAL HOSPITAL, INC	100%
ST MARY'S REGIONAL MEDICAL CENTER	100%
INTEGRIS BAPTIST MEDICAL CENTER	100%
INTEGRIS CLINTON REGIONAL HOSPITAL	100%
MCALESTER REGIONAL HEALTH CENTER	100%
CLAREMORE REGIONAL HOSPITAL	100%
MERCY MEMORIAL HEALTH CENTER	100%
HASKELL COUNTY HEALTHCARE SYSTEM	100%
O U MEDICAL CENTER	100%
SOUTHWESTERN MEDICAL CENTER	100%
SAYRE MEMORIAL HOSPITAL, INC	100%
INTEGRIS SOUTHWEST MEDICAL CENTER	100%
SEQUOYAH MEMORIAL HOSPITAL	100%
INTEGRIS GROVE GENERAL HOSPITAL	100%
PERRY MEMORIAL HOSPITAL	100%
EDMOND MEDICAL CENTER	100%
UNITY HEALTH CENTER	100%
PAULS VALLEY GENERAL HOSPITAL	100%
PURCELL MUNICIPAL HOSPITAL	100%
COMMUNITY HOSPITAL	100%
OKLAHOMA HEART HOSPITAL	100%
OKLAHOMA STATE UNIVERSITY MEDICAL CENTER	99%
SAINT FRANCIS HOSPITAL, INC	99%
MIDWEST REGIONAL MEDICAL CENTER	99%
SOUTHCREST HOSPITAL	99%
SAINT FRANCIS HOSPITAL SOUTH	99%
HILLCREST MEDICAL CENTER	98%
DEACONESS HOSPITAL	98%
ST ANTHONY HOSPITAL	97%
ST JOHN MEDICAL CENTER, INC	97%
COMANCHE COUNTY MEMORIAL HOSPITAL	96%
JANE PHILLIPS MEDICAL CENTER	95%
MERCY HEALTH CENTER, INC	88%
MUSKOGEE REGIONAL MEDICAL CENTER	86%

TAHLEQUAH CITY HOSPITAL	79%
STILLWATER MEDICAL CENTER	67%
CUSHING REGIONAL HOSPITAL	67%
LOGAN MEDICAL CENTER	67%
HARMON MEMORIAL HOSPITAL	33%
EASTERN OKLAHOMA MEDICAL CENTER	0%
MEMORIAL HOSPITAL OF STILWELL	0%
HENRYETTA MEDICAL CENTER	0%
CLEVELAND AREA HOSPITAL, INC	0%

<b>Heart Attack Patients Given PCI Within 90 Minutes Of Arrival</b>	<b>Score</b>
US Rate	67%
Oklahoma Rate	70%
<b>Hospital Name</b>	
INTEGRIS BASS BAPTIST HEALTH CENTER	100%
INTEGRIS GROVE GENERAL HOSPITAL	100%
SAINT FRANCIS HOSPITAL SOUTH	100%
NORMAN REGIONAL HOSPITAL	90%
OKLAHOMA HEART HOSPITAL	79%
SAINT FRANCIS HOSPITAL, INC	78%
MERCY MEMORIAL HEALTH CENTER	75%
INTEGRIS BAPTIST MEDICAL CENTER	74%
OKLAHOMA STATE UNIVERSITY MEDICAL CENTER	74%
ST JOHN MEDICAL CENTER, INC	68%
JANE PHILLIPS MEDICAL CENTER	67%
ST MARY'S REGIONAL MEDICAL CENTER	67%
TAHLEQUAH CITY HOSPITAL	67%
HILLCREST MEDICAL CENTER	63%
MIDWEST REGIONAL MEDICAL CENTER	62%
COMANCHE COUNTY MEMORIAL HOSPITAL	61%
INTEGRIS SOUTHWEST MEDICAL CENTER	56%
SOUTHCREST HOSPITAL	56%
O U MEDICAL CENTER	54%
DEACONESS HOSPITAL	53%
EDMOND MEDICAL CENTER	50%
ST ANTHONY HOSPITAL	46%

## Basic Facts on Treatment for Congestive Heart Failure

These scores show how well hospitals in Oklahoma are providing care for eligible heart failure patients. Congestive Heart Failure (CHF) is a weakening of the heart's muscle that reduces its pumping power. Your body doesn't get the oxygen and nutrients it needs. Your heart tries to pump more blood, but over time the heart muscle walls weaken which are then unable to pump the blood effectively.

Symptoms of CHF can include shortness of breath from fluid in the

lungs, dizziness, fatigue, weakness, cold and clammy skin, or rapid and irregular heartbeat. CHF can result from coronary artery disease, heart attack cardiomyopathy (heart muscle damage), or an overworked heart (caused by high blood pressure, kidney disease, diabetes, or a defect from birth). Patients with contraindications to any of the recommended treatments are excluded from the scores for that treatment. Higher percentages indicate better performance.



### *ACE Inhibitor or ARB at Discharge*

**This score tells you** the percent of CHF patients with left ventricular systolic dysfunction (LVSD) prescribed an angiotensin converting enzyme (ACE) inhibitor or an angiotensin receptor blocker (ARB) at discharge from the hospital.

**This information is important** because ACE Inhibitors and ARBs

are medicines that modify the effects of hormones that regulate blood pressure and influence the healing process of the heart. Since these

two drugs work differently, your doctor will decide which drug is most appropriate for you.



### *Left Ventricular Systolic (LVS) Function Assessment*

**This score tells you** the percent of CHF patients who had their LVS function evaluated before hospital arrival, during hospitalization, or at discharge.

**This information is important** because an assessment of your heart's left side, the main pumping chamber, is needed to determine how well your heart is pumping. Results help determine appropriate treatment.



*Discharge Instructions*

**This score tells you** the percent of patients who received written instructions or educational material at hospital discharge addressing: activity level, diet, discharge medications, follow-up appointment, and instructions if symptoms worsen.

**This information is important** because CHF is a chronic condition, which must be managed closely to prevent repeat hospitalization and further damage to the heart and other organs.



*Smoking Cessation Advice*

**This score tells you** the percent of adult CHF patients with a history of smoking cigarettes that received advice on how to quit smoking before hospital discharge.

**This information is important** because smoking increases your risk for developing blood clots and further heart disease, which can lead to heart attacks, heart failure or stroke. Smoking causes blood vessels to thicken making it harder for blood to flow to the heart.

**Heart Failure Scores**

<b>Heart Failure Patients Given ACE Inhibitor or ARB for Left Ventricular Systolic Dysfunction (LVSD)</b>	<b>Score</b>
<b>US Rate</b>	87%
<b>Oklahoma Rate</b>	83%
<b>Hospital Name</b>	
<b>HILLCREST MEDICAL CENTER</b>	100%
<b>MEDICAL CENTER OF SOUTHEASTERN OKLAHOMA</b>	100%
<b>INTEGRIS MAYES COUNTY MEDICAL CENTER</b>	100%
<b>DEACONESS HOSPITAL</b>	100%
<b>HARMON MEMORIAL HOSPITAL</b>	100%
<b>BRISTOW MEDICAL CENTER</b>	100%
<b>SHARE MEMORIAL HOSPITAL</b>	100%
<b>HASKELL COUNTY HEALTHCARE SYSTEM</b>	100%
<b>SOUTHWESTERN MEDICAL CENTER</b>	100%
<b>SAYRE MEMORIAL HOSPITAL, INC</b>	100%
<b>SEQUOYAH MEMORIAL HOSPITAL</b>	100%
<b>INTEGRIS GROVE GENERAL HOSPITAL</b>	100%

MEMORIAL HOSPITAL OF TEXAS COUNTY	100%
PERRY MEMORIAL HOSPITAL	100%
ELKVIEW GENERAL HOSPITAL	100%
CHOCTAW NATION HEALTH SER AUTHORITY	100%
SOUTHCREST HOSPITAL	100%
LINDSAY MUNICIPAL HOSPITAL	100%
OKLAHOMA HEART HOSPITAL	100%
WATONGA MUNICIPAL HOSPITAL	100%
HEALDTON MUNICIPAL HOSPITAL	100%
STROUD REGIONAL MEDICAL CENTER	100%
FAIRFAX MEMORIAL HOSPITAL	100%
HOLDENVILLE GENERAL HOSPITAL	100%
HARPER COUNTY COMMUNITY HOSPITAL	100%
OKEENE MUNICIPAL HOSPITAL	100%
SEILING MUNICIPAL HOSPITAL	100%
SAINT FRANCIS HOSPITAL, INC	99%
NORMAN REGIONAL HOSPITAL	98%
DUNCAN REGIONAL HOSPITAL, INC	96%
INTEGRIS BAPTIST MEDICAL CENTER	96%
MERCY HEALTH CENTER, INC	95%
STILLWATER MEDICAL CENTER	95%
JANE PHILLIPS MEDICAL CENTER	94%
GREAT PLAINS REGIONAL MEDICAL CENTER	94%
INTEGRIS SOUTHWEST MEDICAL CENTER	94%
ST JOHN MEDICAL CENTER, INC	94%
INTEGRIS CLINTON REGIONAL HOSPITAL	93%
INTEGRIS BLACKWELL REGIONAL HOSPITAL	93%
MERCY MEMORIAL HEALTH CENTER	93%
INTEGRIS BASS BAPTIST HEALTH CENTER	92%
TAHLEQUAH CITY HOSPITAL	92%
UNITY HEALTH CENTER	92%
CARL ALBERT INDIAN HEALTH FACILITY	92%
INTEGRIS CANADIAN VALLEY REGIONAL HOSPITAL	92%
ST ANTHONY HOSPITAL	91%
CRAIG GENERAL HOSPITAL	91%
SAINT FRANCIS HOSPITAL SOUTH	91%
MCCURTAIN MEMORIAL HOSPITAL	90%
PUSHMATAHA CTY-TN OF ANTLERS HOSP AUTH	90%
O U MEDICAL CENTER	90%
WAGONER COMMUNITY HOSPITAL	90%
PONCA CITY MEDICAL CENTER	89%

VALLEY VIEW REGIONAL HOSPITAL	89%
MIDWEST REGIONAL MEDICAL CENTER	89%
USPHS LAWTON INDIAN HOSPITAL	89%
W W HASTINGS INDIAN HOSPITAL	89%
MEMORIAL HOSPITAL OF STILWELL	88%
BAILEY MEDICAL CENTER, L L C	88%
JACKSON COUNTY MEMORIAL HOSPITAL	87%
COMANCHE COUNTY MEMORIAL HOSPITAL	87%
INTEGRIS BAPTIST REG HEALTH CENTER	86%
MCALESTER REGIONAL HEALTH CENTER	86%
EDMOND MEDICAL CENTER	85%
PAULS VALLEY GENERAL HOSPITAL	83%
LOGAN MEDICAL CENTER	83%
GRADY MEMORIAL HOSPITAL	82%
ARBUCKLE MEMORIAL HOSPITAL	82%
WOODWARD REGIONAL HOSPITAL	80%
MEMORIAL HOSPITAL & PHYSICIAN GROUP	80%
ST JOHN SAPULPA	79%
MUSKOGEE REGIONAL MEDICAL CENTER	78%
CLAREMORE REGIONAL HOSPITAL	78%
OKLAHOMA STATE UNIVERSITY MEDICAL CENTER	78%
ST JOHN OWASSO	75%
EASTERN OKLAHOMA MEDICAL CENTER	73%
ST MARY'S REGIONAL MEDICAL CENTER	71%
OKMULGEE MEMORIAL HOSPITAL	70%
CUSHING REGIONAL HOSPITAL	69%
PURCELL MUNICIPAL HOSPITAL	67%
CLAREMORE INDIAN HOSPITAL	64%
HENRYETTA MEDICAL CENTER	62%
PARKVIEW HOSPITAL	60%
KINGFISHER REGIONAL HOSPITAL	60%
INTEGRIS MARSHALL COUNTY MEDICAL CENTER	57%
CLEVELAND AREA HOSPITAL, INC	50%
WEATHERFORD REGIONAL HOSPITAL	40%
MARY HURLEY HOSPITAL	33%
CHOCTAW MEMORIAL HOSPITAL	0%
ATOKA MEMORIAL HOSPITAL	0%
PRAGUE MUNICIPAL HOSPITAL	0%
MANGUM CITY HOSPITAL	0%
DRUMRIGHT REGIONAL HOSPITAL	0%



<b>Heart Failure Patients Given an Evaluation of Left Ventricular Systolic (LVS) Function</b>	<b>Score</b>
<b>US Rate</b>	87%
<b>Oklahoma Rate</b>	73%
<b>Hospital Name</b>	
<b>INTEGRIS BAPTIST REG HEALTH CENTER</b>	100%
<b>NORMAN REGIONAL HOSPITAL</b>	100%
<b>MEDICAL CENTER OF SOUTHEASTERN OKLAHOMA</b>	100%
<b>INTEGRIS MAYES COUNTY MEDICAL CENTER</b>	100%
<b>INTEGRIS BLACKWELL REGIONAL HOSPITAL</b>	100%
<b>COMMUNITY HOSPITAL</b>	100%
<b>OKLAHOMA HEART HOSPITAL</b>	100%
<b>STROUD REGIONAL MEDICAL CENTER</b>	100%
<b>FAIRFAX MEMORIAL HOSPITAL</b>	100%
<b>INTEGRIS BAPTIST MEDICAL CENTER</b>	99%
<b>INTEGRIS CLINTON REGIONAL HOSPITAL</b>	99%
<b>DEACONESS HOSPITAL</b>	99%
<b>SAINT FRANCIS HOSPITAL, INC</b>	99%
<b>O U MEDICAL CENTER</b>	99%
<b>INTEGRIS SOUTHWEST MEDICAL CENTER</b>	99%
<b>SOUTHCREST HOSPITAL</b>	99%
<b>MERCY HEALTH CENTER, INC</b>	98%
<b>INTEGRIS BASS BAPTIST HEALTH CENTER</b>	98%
<b>VALLEY VIEW REGIONAL HOSPITAL</b>	98%
<b>DUNCAN REGIONAL HOSPITAL, INC</b>	98%
<b>ST JOHN MEDICAL CENTER, INC</b>	98%
<b>ST ANTHONY HOSPITAL</b>	97%
<b>STILLWATER MEDICAL CENTER</b>	97%
<b>MEMORIAL HOSPITAL &amp; PHYSICIAN GROUP</b>	97%
<b>TAHLEQUAH CITY HOSPITAL</b>	97%
<b>INTEGRIS GROVE GENERAL HOSPITAL</b>	97%
<b>INTEGRIS CANADIAN VALLEY REGIONAL HOSPITAL</b>	97%
<b>CLAREMORE INDIAN HOSPITAL</b>	96%
<b>SAINT FRANCIS HOSPITAL SOUTH</b>	96%
<b>HILLCREST MEDICAL CENTER</b>	95%
<b>GREAT PLAINS REGIONAL MEDICAL CENTER</b>	95%
<b>CARL ALBERT INDIAN HEALTH FACILITY</b>	95%
<b>CLAREMORE REGIONAL HOSPITAL</b>	94%
<b>BRISTOW MEDICAL CENTER</b>	94%
<b>MERCY MEMORIAL HEALTH CENTER</b>	94%
<b>CRAIG GENERAL HOSPITAL</b>	94%

ARBUCKLE MEMORIAL HOSPITAL	94%
MUSKOGEE REGIONAL MEDICAL CENTER	93%
ELKVIEW GENERAL HOSPITAL	93%
PONCA CITY MEDICAL CENTER	92%
PARKVIEW HOSPITAL	92%
SHARE MEMORIAL HOSPITAL	92%
MIDWEST REGIONAL MEDICAL CENTER	92%
SEQUOYAH MEMORIAL HOSPITAL	92%
UNITY HEALTH CENTER	92%
MEMORIAL HOSPITAL OF STILWELL	92%
GRADY MEMORIAL HOSPITAL	91%
JANE PHILLIPS MEDICAL CENTER	90%
COMANCHE COUNTY MEMORIAL HOSPITAL	90%
OKLAHOMA STATE UNIVERSITY MEDICAL CENTER	90%
PUSHMATAHA CTY-TN OF ANTLERS HOSP AUTH	90%
EDMOND MEDICAL CENTER	89%
USPHS LAWTON INDIAN HOSPITAL	86%
BAILEY MEDICAL CENTER, L L C	86%
HARPER COUNTY COMMUNITY HOSPITAL	86%
INTEGRIS MARSHALL COUNTY MEDICAL CENTER	86%
MCCURTAIN MEMORIAL HOSPITAL	85%
MCALESTER REGIONAL HEALTH CENTER	84%
LOGAN MEDICAL CENTER	84%
WOODWARD REGIONAL HOSPITAL	83%
JACKSON COUNTY MEMORIAL HOSPITAL	83%
PAULS VALLEY GENERAL HOSPITAL	83%
LINDSAY MUNICIPAL HOSPITAL	82%
SOUTHWESTERN MEDICAL CENTER	81%
CHOCTAW NATION HEALTH SER AUTHORITY	81%
CLEVELAND AREA HOSPITAL, INC	80%
ST MARY'S REGIONAL MEDICAL CENTER	79%
W W HASTINGS INDIAN HOSPITAL	78%
KINGFISHER REGIONAL HOSPITAL	73%
EASTERN OKLAHOMA MEDICAL CENTER	71%
OKMULGEE MEMORIAL HOSPITAL	71%
PURCELL MUNICIPAL HOSPITAL	71%
ST JOHN OWASSO	70%
CUSHING REGIONAL HOSPITAL	68%
LATIMER COUNTY GENERAL HOSPITAL	67%
ST JOHN SAPULPA	62%
MEMORIAL HOSPITAL OF TEXAS COUNTY	61%

MARY HURLEY HOSPITAL	61%
WATONGA MUNICIPAL HOSPITAL	60%
WEATHERFORD REGIONAL HOSPITAL	60%
HOLDENVILLE GENERAL HOSPITAL	58%
SEILING MUNICIPAL HOSPITAL	57%
WAGONER COMMUNITY HOSPITAL	56%
OKEENE MUNICIPAL HOSPITAL	56%
HENRYETTA MEDICAL CENTER	51%
NEWMAN MEMORIAL HOSPITAL	50%
PRAGUE MUNICIPAL HOSPITAL	50%
DRUMRIGHT REGIONAL HOSPITAL	50%
PERRY MEMORIAL HOSPITAL	35%
ATOKA MEMORIAL HOSPITAL	35%
HEALDTON MUNICIPAL HOSPITAL	33%
MANGUM CITY HOSPITAL	30%
HARMON MEMORIAL HOSPITAL	29%
HASKELL COUNTY HEALTHCARE SYSTEM	26%
CHOCTAW MEMORIAL HOSPITAL	24%
JOHNSTON MEMORIAL HOSPITAL	17%
SAYRE MEMORIAL HOSPITAL, INC	16%
CIMARRON MEMORIAL HOSPITAL	11%
CARNEGIE TRI-COUNTY MUNICIPAL HOSPITAL	4%
COMMUNITY HOSPITAL LAKEVIEW	0%
MCBRIDE CLINIC ORTHOPEDIC HOSPITAL, L L C	0%
MERCY HEALTH LOVE COUNTY	0%
PAWHUSKA HOSPITAL, INC	0%
BEAVER COUNTY MEMORIAL HOSPITAL	0%
CORDELL MEMORIAL HOSPITAL	0%
FAIRVIEW HOSPITAL	0%

<b>Heart Failure Patients Given Discharge Instructions</b>	<b>Score</b>
United States Rate	69%
Oklahoma Rate	58%
<b>Hospital Name</b>	
WOODWARD REGIONAL HOSPITAL	100%
MEDICAL CENTER OF SOUTHEASTERN OKLAHOMA	100%
INTEGRIS MAYES COUNTY MEDICAL CENTER	100%
INTEGRIS BASS BAPTIST HEALTH CENTER	100%

SEQUOYAH MEMORIAL HOSPITAL	100%
COMMUNITY HOSPITAL	100%
INTEGRIS CANADIAN VALLEY REGIONAL HOSPITAL	100%
OKLAHOMA HEART HOSPITAL	100%
STROUD REGIONAL MEDICAL CENTER	100%
FAIRFAX MEMORIAL HOSPITAL	100%
HARPER COUNTY COMMUNITY HOSPITAL	100%
HILLCREST MEDICAL CENTER	99%
JACKSON COUNTY MEMORIAL HOSPITAL	99%
INTEGRIS GROVE GENERAL HOSPITAL	98%
DUNCAN REGIONAL HOSPITAL, INC	97%
INTEGRIS CLINTON REGIONAL HOSPITAL	94%
SOUTHCREST HOSPITAL	94%
O U MEDICAL CENTER	93%
NORMAN REGIONAL HOSPITAL	91%
PUSHMATAHA CTY-TN OF ANTLERS HOSP AUTH	91%
MIDWEST REGIONAL MEDICAL CENTER	90%
INTEGRIS BLACKWELL REGIONAL HOSPITAL	89%
LATIMER COUNTY GENERAL HOSPITAL	88%
ELKVIEW GENERAL HOSPITAL	85%
CRAIG GENERAL HOSPITAL	84%
CLAREMORE INDIAN HOSPITAL	84%
CLAREMORE REGIONAL HOSPITAL	83%
SAINT FRANCIS HOSPITAL, INC	83%
SAINT FRANCIS HOSPITAL SOUTH	82%
INTEGRIS SOUTHWEST MEDICAL CENTER	81%
PAULS VALLEY GENERAL HOSPITAL	81%
INTEGRIS BAPTIST MEDICAL CENTER	80%
MCALESTER REGIONAL HEALTH CENTER	80%
CHOCTAW NATION HEALTH SER AUTHORITY	80%
ARBUCKLE MEMORIAL HOSPITAL	80%
MERCY HEALTH CENTER, INC	78%
STILLWATER MEDICAL CENTER	78%
LOGAN MEDICAL CENTER	78%
PONCA CITY MEDICAL CENTER	77%
MERCY MEMORIAL HEALTH CENTER	77%
INTEGRIS BAPTIST REG HEALTH CENTER	76%
HOLDENVILLE GENERAL HOSPITAL	76%
JANE PHILLIPS MEDICAL CENTER	75%
MEMORIAL HOSPITAL OF STILWELL	75%
MUSKOGEE REGIONAL MEDICAL CENTER	74%

DEACONESS HOSPITAL	73%
EASTERN OKLAHOMA MEDICAL CENTER	73%
MEMORIAL HOSPITAL & PHYSICIAN GROUP	72%
PARKVIEW HOSPITAL	71%
ST ANTHONY HOSPITAL	71%
UNITY HEALTH CENTER	70%
GREAT PLAINS REGIONAL MEDICAL CENTER	69%
COMANCHE COUNTY MEMORIAL HOSPITAL	69%
HENRYETTA MEDICAL CENTER	69%
INTEGRIS MARSHALL COUNTY MEDICAL CENTER	63%
SHARE MEMORIAL HOSPITAL	62%
MARY HURLEY HOSPITAL	61%
GRADY MEMORIAL HOSPITAL	59%
TAHLEQUAH CITY HOSPITAL	59%
VALLEY VIEW REGIONAL HOSPITAL	58%
PERRY MEMORIAL HOSPITAL	57%
EDMOND MEDICAL CENTER	56%
CARL ALBERT INDIAN HEALTH FACILITY	55%
LINDSAY MUNICIPAL HOSPITAL	55%
ST MARY'S REGIONAL MEDICAL CENTER	53%
BAILEY MEDICAL CENTER, L L C	53%
HARMON MEMORIAL HOSPITAL	52%
OKLAHOMA STATE UNIVERSITY MEDICAL CENTER	52%
ST JOHN MEDICAL CENTER, INC	51%
PURCELL MUNICIPAL HOSPITAL	50%
PRAGUE MUNICIPAL HOSPITAL	50%
CLEVELAND AREA HOSPITAL, INC	50%
WEATHERFORD REGIONAL HOSPITAL	47%
MCCURTAIN MEMORIAL HOSPITAL	45%
CHOCTAW MEMORIAL HOSPITAL	45%
HASKELL COUNTY HEALTHCARE SYSTEM	42%
SOUTHWESTERN MEDICAL CENTER	41%
CUSHING REGIONAL HOSPITAL	39%
USPHS LAWTON INDIAN HOSPITAL	38%
SAYRE MEMORIAL HOSPITAL, INC	35%
ST JOHN OWASSO	30%
ATOKA MEMORIAL HOSPITAL	25%
KINGFISHER REGIONAL HOSPITAL	23%
W W HASTINGS INDIAN HOSPITAL	19%
NEWMAN MEMORIAL HOSPITAL	18%
MEMORIAL HOSPITAL OF TEXAS COUNTY	18%

DRUMRIGHT REGIONAL HOSPITAL	18%
OKMULGEE MEMORIAL HOSPITAL	16%
MANGUM CITY HOSPITAL	14%
CIMARRON MEMORIAL HOSPITAL	12%
WAGONER COMMUNITY HOSPITAL	8%
BRISTOW MEDICAL CENTER	0%
COMMUNITY HOSPITAL LAKEVIEW	0%
MCBRIDE CLINIC ORTHOPEDIC HOSPITAL, L L C	0%
WATONGA MUNICIPAL HOSPITAL	0%
JOHNSTON MEMORIAL HOSPITAL	0%
MERCY HEALTH LOVE COUNTY	0%
PAWHUSKA HOSPITAL, INC	0%
HEALDTON MUNICIPAL HOSPITAL	0%
ST JOHN SAPULPA	0%
BEAVER COUNTY MEMORIAL HOSPITAL	0%
CORDELL MEMORIAL HOSPITAL	0%
OKEENE MUNICIPAL HOSPITAL	0%
SEILING MUNICIPAL HOSPITAL	0%
CARNEGIE TRI-COUNTY MUNICIPAL HOSPITAL	0%

<b>Heart Failure Patients Given Smoking Cessation Advice/Counseling</b>	<b>Score</b>
United States Rate	89%
Oklahoma Rate	78%
<b>Hospital Name</b>	
PONCA CITY MEDICAL CENTER	100%
NORMAN REGIONAL HOSPITAL	100%
MERCY HEALTH CENTER, INC	100%
MEDICAL CENTER OF SOUTHEASTERN OKLAHOMA	100%
INTEGRIS MAYES COUNTY MEDICAL CENTER	100%
INTEGRIS BASS BAPTIST HEALTH CENTER	100%
JACKSON COUNTY MEMORIAL HOSPITAL	100%
INTEGRIS BAPTIST MEDICAL CENTER	100%
INTEGRIS CLINTON REGIONAL HOSPITAL	100%
INTEGRIS BLACKWELL REGIONAL HOSPITAL	100%
DEACONESS HOSPITAL	100%
MCALESTER REGIONAL HEALTH CENTER	100%
CLAREMORE REGIONAL HOSPITAL	100%
BRISTOW MEDICAL CENTER	100%
SAINT FRANCIS HOSPITAL, INC	100%
MIDWEST REGIONAL MEDICAL CENTER	100%

INTEGRIS SOUTHWEST MEDICAL CENTER	100%
SEQUOYAH MEMORIAL HOSPITAL	100%
INTEGRIS GROVE GENERAL HOSPITAL	100%
PERRY MEMORIAL HOSPITAL	100%
EDMOND MEDICAL CENTER	100%
UNITY HEALTH CENTER	100%
ELKVIEW GENERAL HOSPITAL	100%
PAULS VALLEY GENERAL HOSPITAL	100%
CLAREMORE INDIAN HOSPITAL	100%
MEMORIAL HOSPITAL OF STILWELL	100%
INTEGRIS CANADIAN VALLEY REGIONAL HOSPITAL	100%
OKLAHOMA HEART HOSPITAL	100%
SAINT FRANCIS HOSPITAL SOUTH	100%
ST JOHN OWASSO	100%
BAILEY MEDICAL CENTER, L L C	100%
WATONGA MUNICIPAL HOSPITAL	100%
JOHNSTON MEMORIAL HOSPITAL	100%
HARPER COUNTY COMMUNITY HOSPITAL	100%
OKLAHOMA STATE UNIVERSITY MEDICAL CENTER	99%
O U MEDICAL CENTER	99%
ST ANTHONY HOSPITAL	98%
MERCY MEMORIAL HEALTH CENTER	98%
SOUTHCREST HOSPITAL	98%
COMANCHE COUNTY MEMORIAL HOSPITAL	97%
HILLCREST MEDICAL CENTER	96%
CHOCTAW MEMORIAL HOSPITAL	96%
ST JOHN MEDICAL CENTER, INC	96%
JANE PHILLIPS MEDICAL CENTER	94%
MUSKOGEE REGIONAL MEDICAL CENTER	94%
ST MARY'S REGIONAL MEDICAL CENTER	94%
VALLEY VIEW REGIONAL HOSPITAL	93%
DUNCAN REGIONAL HOSPITAL, INC	93%
GRADY MEMORIAL HOSPITAL	92%
INTEGRIS BAPTIST REG HEALTH CENTER	91%
STILLWATER MEDICAL CENTER	90%
INTEGRIS MARSHALL COUNTY MEDICAL CENTER	89%
ARBUCKLE MEMORIAL HOSPITAL	89%
PARKVIEW HOSPITAL	88%
CRAIG GENERAL HOSPITAL	85%
HOLDENVILLE GENERAL HOSPITAL	83%
GREAT PLAINS REGIONAL MEDICAL CENTER	78%

<b>MCCURTAIN MEMORIAL HOSPITAL</b>	<b>78%</b>
<b>TAHLEQUAH CITY HOSPITAL</b>	<b>78%</b>
<b>SOUTHWESTERN MEDICAL CENTER</b>	<b>77%</b>
<b>CUSHING REGIONAL HOSPITAL</b>	<b>75%</b>
<b>USPHS LAWTON INDIAN HOSPITAL</b>	<b>75%</b>
<b>CHOCTAW NATION HEALTH SER AUTHORITY</b>	<b>75%</b>
<b>CARL ALBERT INDIAN HEALTH FACILITY</b>	<b>75%</b>
<b>EASTERN OKLAHOMA MEDICAL CENTER</b>	<b>72%</b>
<b>PUSHMATAHA CTY-TN OF ANTLERS HOSP AUTH</b>	<b>71%</b>
<b>PURCELL MUNICIPAL HOSPITAL</b>	<b>71%</b>
<b>HENRYETTA MEDICAL CENTER</b>	<b>71%</b>
<b>WOODWARD REGIONAL HOSPITAL</b>	<b>67%</b>
<b>HARMON MEMORIAL HOSPITAL</b>	<b>67%</b>
<b>LOGAN MEDICAL CENTER</b>	<b>67%</b>
<b>OKMULGEE MEMORIAL HOSPITAL</b>	<b>57%</b>
<b>MARY HURLEY HOSPITAL</b>	<b>54%</b>
<b>SAYRE MEMORIAL HOSPITAL, INC</b>	<b>50%</b>
<b>LINDSAY MUNICIPAL HOSPITAL</b>	<b>50%</b>
<b>ATOKA MEMORIAL HOSPITAL</b>	<b>50%</b>
<b>DRUMRIGHT REGIONAL HOSPITAL</b>	<b>50%</b>
<b>MEMORIAL HOSPITAL &amp; PHYSICIAN GROUP</b>	<b>43%</b>
<b>WAGONER COMMUNITY HOSPITAL</b>	<b>38%</b>
<b>CIMARRON MEMORIAL HOSPITAL</b>	<b>33%</b>
<b>KINGFISHER REGIONAL HOSPITAL</b>	<b>33%</b>
<b>CARNEGIE TRI-COUNTY MUNICIPAL HOSPITAL</b>	<b>33%</b>
<b>W W HASTINGS INDIAN HOSPITAL</b>	<b>25%</b>
<b>MEMORIAL HOSPITAL OF TEXAS COUNTY</b>	<b>0%</b>
<b>MCBRIDE CLINIC ORTHOPEDIC HOSPITAL, L L C</b>	<b>0%</b>
<b>MERCY HEALTH LOVE COUNTY</b>	<b>0%</b>
<b>ST JOHN SAPULPA</b>	<b>0%</b>
<b>STROUD REGIONAL MEDICAL CENTER</b>	<b>0%</b>
<b>BEAVER COUNTY MEMORIAL HOSPITAL</b>	<b>0%</b>
<b>WEATHERFORD REGIONAL HOSPITAL</b>	<b>0%</b>
<b>MANGUM CITY HOSPITAL</b>	<b>0%</b>



## Basic Facts on Treatment for Pneumonia

These scores show how well Oklahoma hospitals are treating eligible pneumonia patients. Pneumonia is an inflammation of the lungs caused by an infection. Many different organisms can cause pneumonia, including bacteria, viruses and fungi. Pneumonia can range from very mild to very severe, even fatal, depending on the type of organism causing it as well as the

age and current health status of the individual. Symptoms may include fever, fatigue, difficulty breathing, chills, “wet” cough and chest pain.

Patients with contraindications to any of the recommended treatments are excluded from the scores for that treatment. Higher percentages indicate better performance.

---

### *Influenza Vaccination Screening*

**This score tells you** the percent of pneumonia patients screened for influenza vaccine status and were given vaccination prior to discharge, if indicated.

**This information is important** because pneumonia is a common complication of influenza in those persons over the age of 50 and with other high risk medical conditions.

---

### *Pneumonia Vaccination Screening*

**This score tells you** the percent of pneumonia patients assessed for and, if needed, given the pneumonia vaccine before discharge from the hospital.

**This information is important** because a pneumonia vaccination may help prevent future bacterial pneumonia and also lower the risk of complications.

---

### *Antibiotic Timing*

**This score tells you** the percent of pneumonia patients who received an antibiotic within 4 hours of hospital arrival.

**This information is important** because early antibiotic treatment can cure bacterial pneumonia quickly and reduce the possibility of complications. However, there is controversy about the desirability of hospitals achieving a 100% score on this measure. Pneumonia can be

difficult to diagnose quickly, and there is some concern that this measure provides hospital an inappropriate incentive to use antibiotics for all potential pneumonia patients before making a firm diagnosis. Overuse of antibiotics reduces quality of health care since it can result in bacterial resistance to these antibiotics.

---

### *Oxygenation Assessment*

**This score tells you** what percent of pneumonia patients had their oxygen level checked within 24 hours of hospital arrival.

**This information is important** because measuring the amount of oxygen in your blood determines if you need oxygen therapy. Pneumonia can lower the oxygen in your blood because the air spaces in your lungs fill with fluid, and the oxygen you breathe does not enter your bloodstream. The assessment may include an ABG (arterial blood gas) or pulse oximetry (electrodes attached to a part of your body).

---

### *Smoking Cessation Advice*

**This score tells you** the percent of adult pneumonia patients with a history of smoking cigarettes that received advice on how to quit smoking before hospital discharge.

**This information is important** because smoking increases the severity of your pneumonia and makes it more difficult to recover. Quitting smoking may help improve your condition.

---

### *Antibiotic Selection*

**This score tells you** the percent of pneumonia patients who received the most appropriate antibiotic for their first treatment.

**This information is important** because different antibiotics treat specific bacterial infections. The initial antibiotic selection should be

the best treatment choice for that type of pneumonia.



*Blood Cultures before Initial Antibiotic*

This score tells you the percent of pneumonia patients in the hospital that had their blood taken and cultured in the Emergency Department before receiving their first antibiotic.

This information is important because a blood culture indicates which antibiotic will work best to treat that particular type of bacterial pneumonia.

**Pneumonia Treatment Score**

<b>Pneumonia Patients Assessed and Given Influenza Vaccination</b>	<b>Score</b>
United States Rate	75%
Oklahoma Rate	75%
<b>Hospital Name</b>	
MEDICAL CENTER OF SOUTHEASTERN OKLAHOMA	100%
INTEGRIS MAYES COUNTY MEDICAL CENTER	100%
GREAT PLAINS REGIONAL MEDICAL CENTER	100%
INTEGRIS BLACKWELL REGIONAL HOSPITAL	100%
BRISTOW MEDICAL CENTER	100%
SEQUOYAH MEMORIAL HOSPITAL	100%
PAULS VALLEY GENERAL HOSPITAL	100%
CLAREMORE INDIAN HOSPITAL	100%
COMMUNITY HOSPITAL	100%
OKLAHOMA HEART HOSPITAL	100%
JOHNSTON MEMORIAL HOSPITAL	100%
FAIRFAX MEMORIAL HOSPITAL	100%
MARY HURLEY HOSPITAL	100%
HARPER COUNTY COMMUNITY HOSPITAL	100%
CORDELL MEMORIAL HOSPITAL	100%
SEILING MUNICIPAL HOSPITAL	100%
DEACONESS HOSPITAL	99%
NORMAN REGIONAL HOSPITAL	98%
DUNCAN REGIONAL HOSPITAL, INC	97%
INTEGRIS CLINTON REGIONAL HOSPITAL	97%
STILLWATER MEDICAL CENTER	97%
SAINT FRANCIS HOSPITAL SOUTH	97%
INTEGRIS MARSHALL COUNTY MEDICAL CENTER	97%

<b>INTEGRIS BAPTIST REG HEALTH CENTER</b>	96%
<b>MERCY HEALTH CENTER, INC</b>	96%
<b>WEATHERFORD REGIONAL HOSPITAL</b>	96%
<b>UNITY HEALTH CENTER</b>	95%
<b>ARBUCKLE MEMORIAL HOSPITAL</b>	94%
<b>INTEGRIS BASS BAPTIST HEALTH CENTER</b>	92%
<b>MEMORIAL HOSPITAL OF STILWELL</b>	92%
<b>JANE PHILLIPS MEDICAL CENTER</b>	91%
<b>GRADY MEMORIAL HOSPITAL</b>	91%
<b>CRAIG GENERAL HOSPITAL</b>	91%
<b>MEMORIAL HOSPITAL OF TEXAS COUNTY</b>	91%
<b>MERCY MEMORIAL HEALTH CENTER</b>	90%
<b>SOUTHCREST HOSPITAL</b>	90%
<b>HOLDENVILLE GENERAL HOSPITAL</b>	90%
<b>EDMOND MEDICAL CENTER</b>	89%
<b>PARKVIEW HOSPITAL</b>	88%
<b>ST ANTHONY HOSPITAL</b>	88%
<b>LATIMER COUNTY GENERAL HOSPITAL</b>	88%
<b>SAINT FRANCIS HOSPITAL, INC</b>	88%
<b>INTEGRIS SOUTHWEST MEDICAL CENTER</b>	88%
<b>ELKVIEW GENERAL HOSPITAL</b>	88%
<b>USPHS LAWTON INDIAN HOSPITAL</b>	88%
<b>INTEGRIS CANADIAN VALLEY REGIONAL HOSPITAL</b>	86%
<b>PONCA CITY MEDICAL CENTER</b>	85%
<b>INTEGRIS GROVE GENERAL HOSPITAL</b>	85%
<b>CLAREMORE REGIONAL HOSPITAL</b>	84%
<b>COMANCHE COUNTY MEMORIAL HOSPITAL</b>	84%
<b>OKLAHOMA STATE UNIVERSITY MEDICAL CENTER</b>	83%
<b>SHARE MEMORIAL HOSPITAL</b>	83%
<b>INTEGRIS BAPTIST MEDICAL CENTER</b>	81%
<b>MCALESTER REGIONAL HEALTH CENTER</b>	81%
<b>WOODWARD REGIONAL HOSPITAL</b>	80%
<b>VALLEY VIEW REGIONAL HOSPITAL</b>	80%
<b>MUSKOGEE REGIONAL MEDICAL CENTER</b>	80%
<b>O U MEDICAL CENTER</b>	80%
<b>ST JOHN SAPULPA</b>	80%
<b>LOGAN MEDICAL CENTER</b>	80%
<b>JACKSON COUNTY MEMORIAL HOSPITAL</b>	76%
<b>HENRYETTA MEDICAL CENTER</b>	76%
<b>LINDSAY MUNICIPAL HOSPITAL</b>	75%
<b>WAGONER COMMUNITY HOSPITAL</b>	73%

HASKELL COUNTY HEALTHCARE SYSTEM	71%
ATOKA MEMORIAL HOSPITAL	71%
ST MARY'S REGIONAL MEDICAL CENTER	70%
TAHLEQUAH CITY HOSPITAL	70%
OKMULGEE MEMORIAL HOSPITAL	67%
MIDWEST REGIONAL MEDICAL CENTER	67%
PERRY MEMORIAL HOSPITAL	67%
HEALDTON MUNICIPAL HOSPITAL	67%
BEAVER COUNTY MEMORIAL HOSPITAL	67%
HILLCREST MEDICAL CENTER	66%
ST JOHN OWASSO	65%
CHOCTAW NATION HEALTH SER AUTHORITY	62%
DRUMRIGHT REGIONAL HOSPITAL	62%
CHOCTAW MEMORIAL HOSPITAL	59%
SOUTHWESTERN MEDICAL CENTER	58%
HARMON MEMORIAL HOSPITAL	56%
MEMORIAL HOSPITAL & PHYSICIAN GROUP	56%
MCCURTAIN MEMORIAL HOSPITAL	55%
PUSHMATAHA CTY-TN OF ANTLERS HOSP AUTH	54%
ST JOHN MEDICAL CENTER, INC	54%
PURCELL MUNICIPAL HOSPITAL	52%
EASTERN OKLAHOMA MEDICAL CENTER	51%
CARL ALBERT INDIAN HEALTH FACILITY	50%
CIMARRON MEMORIAL HOSPITAL	50%
CLEVELAND AREA HOSPITAL, INC	50%
CUSHING REGIONAL HOSPITAL	48%
W W HASTINGS INDIAN HOSPITAL	36%
NEWMAN MEMORIAL HOSPITAL	33%
PRAGUE MUNICIPAL HOSPITAL	33%
SAYRE MEMORIAL HOSPITAL, INC	31%
MANGUM CITY HOSPITAL	20%
KINGFISHER REGIONAL HOSPITAL	19%
SOUTHWESTERN REGIONAL MEDICAL CENTER	0%
BAILEY MEDICAL CENTER, L L C	0%
WATONGA MUNICIPAL HOSPITAL	0%
PAWHUSKA HOSPITAL, INC	0%
CARNEGIE TRI-COUNTY MUNICIPAL HOSPITAL	0%

<b>Pneumonia Patients Assessed and Given Pneumococcal Vaccination</b>	<b>Score</b>
United States Rate	78%
Oklahoma Rate	75%
<b>Hospital Name</b>	
MEDICAL CENTER OF SOUTHEASTERN OKLAHOMA	100%
INTEGRIS MAYES COUNTY MEDICAL CENTER	100%
SHARE MEMORIAL HOSPITAL	100%
COMMUNITY HOSPITAL	100%
HARPER COUNTY COMMUNITY HOSPITAL	100%
NORMAN REGIONAL HOSPITAL	99%
DUNCAN REGIONAL HOSPITAL, INC	99%
INTEGRIS CLINTON REGIONAL HOSPITAL	99%
DEACONESS HOSPITAL	99%
UNITY HEALTH CENTER	99%
GREAT PLAINS REGIONAL MEDICAL CENTER	98%
INTEGRIS BLACKWELL REGIONAL HOSPITAL	98%
ELKVIEW GENERAL HOSPITAL	98%
MEMORIAL HOSPITAL OF STILWELL	98%
SAINT FRANCIS HOSPITAL SOUTH	98%
INTEGRIS BASS BAPTIST HEALTH CENTER	97%
LATIMER COUNTY GENERAL HOSPITAL	97%
SAINT FRANCIS HOSPITAL, INC	97%
INTEGRIS GROVE GENERAL HOSPITAL	97%
MEMORIAL HOSPITAL OF TEXAS COUNTY	97%
INTEGRIS BAPTIST REG HEALTH CENTER	96%
CLAREMORE REGIONAL HOSPITAL	96%
BRISTOW MEDICAL CENTER	96%
SOUTHCREST HOSPITAL	96%
MERCY HEALTH CENTER, INC	95%
PUSHMATAHA CTY-TN OF ANTLERS HOSP AUTH	95%
ARBUCKLE MEMORIAL HOSPITAL	95%
WOODWARD REGIONAL HOSPITAL	94%
PARKVIEW HOSPITAL	94%
STILLWATER MEDICAL CENTER	94%
GRADY MEMORIAL HOSPITAL	94%
PAULS VALLEY GENERAL HOSPITAL	94%
OKLAHOMA HEART HOSPITAL	94%
WEATHERFORD REGIONAL HOSPITAL	94%
JANE PHILLIPS MEDICAL CENTER	93%
INTEGRIS SOUTHWEST MEDICAL CENTER	93%

<b>EDMOND MEDICAL CENTER</b>	93%
<b>FAIRFAX MEMORIAL HOSPITAL</b>	93%
<b>HOLDENVILLE GENERAL HOSPITAL</b>	93%
<b>INTEGRIS CANADIAN VALLEY REGIONAL HOSPITAL</b>	92%
<b>CRAIG GENERAL HOSPITAL</b>	91%
<b>INTEGRIS MARSHALL COUNTY MEDICAL CENTER</b>	91%
<b>ST ANTHONY HOSPITAL</b>	90%
<b>MERCY MEMORIAL HEALTH CENTER</b>	90%
<b>CORDELL MEMORIAL HOSPITAL</b>	89%
<b>OKLAHOMA STATE UNIVERSITY MEDICAL CENTER</b>	88%
<b>MIDWEST REGIONAL MEDICAL CENTER</b>	88%
<b>SEQUOYAH MEMORIAL HOSPITAL</b>	88%
<b>OKEENE MUNICIPAL HOSPITAL</b>	88%
<b>PONCA CITY MEDICAL CENTER</b>	87%
<b>JACKSON COUNTY MEMORIAL HOSPITAL</b>	87%
<b>MUSKOGEE REGIONAL MEDICAL CENTER</b>	87%
<b>MCALESTER REGIONAL HEALTH CENTER</b>	87%
<b>ST MARY'S REGIONAL MEDICAL CENTER</b>	86%
<b>PERRY MEMORIAL HOSPITAL</b>	86%
<b>TAHLEQUAH CITY HOSPITAL</b>	84%
<b>WAGONER COMMUNITY HOSPITAL</b>	83%
<b>CARL ALBERT INDIAN HEALTH FACILITY</b>	83%
<b>HENRYETTA MEDICAL CENTER</b>	83%
<b>PRAGUE MUNICIPAL HOSPITAL</b>	83%
<b>OKMULGEE MEMORIAL HOSPITAL</b>	82%
<b>ST JOHN MEDICAL CENTER, INC</b>	82%
<b>COMANCHE COUNTY MEMORIAL HOSPITAL</b>	81%
<b>VALLEY VIEW REGIONAL HOSPITAL</b>	80%
<b>INTEGRIS BAPTIST MEDICAL CENTER</b>	80%
<b>O U MEDICAL CENTER</b>	80%
<b>CLAREMORE INDIAN HOSPITAL</b>	79%
<b>MEMORIAL HOSPITAL &amp; PHYSICIAN GROUP</b>	78%
<b>CHOCTAW MEMORIAL HOSPITAL</b>	78%
<b>ST JOHN OWASSO</b>	77%
<b>MARY HURLEY HOSPITAL</b>	77%
<b>SOUTHWESTERN MEDICAL CENTER</b>	76%
<b>NEWMAN MEMORIAL HOSPITAL</b>	73%
<b>JOHNSTON MEMORIAL HOSPITAL</b>	73%
<b>ATOKA MEMORIAL HOSPITAL</b>	72%
<b>W W HASTINGS INDIAN HOSPITAL</b>	71%
<b>USPHS LAWTON INDIAN HOSPITAL</b>	70%

CHOCTAW NATION HEALTH SER AUTHORITY	67%
STROUD REGIONAL MEDICAL CENTER	67%
HILLCREST MEDICAL CENTER	66%
MCCURTAIN MEMORIAL HOSPITAL	64%
LINDSAY MUNICIPAL HOSPITAL	64%
HASKELL COUNTY HEALTHCARE SYSTEM	61%
CUSHING REGIONAL HOSPITAL	60%
LOGAN MEDICAL CENTER	58%
BEAVER COUNTY MEMORIAL HOSPITAL	58%
ST JOHN SAPULPA	56%
DRUMRIGHT REGIONAL HOSPITAL	55%
MANGUM CITY HOSPITAL	50%
HARMON MEMORIAL HOSPITAL	47%
PURCELL MUNICIPAL HOSPITAL	45%
SEILING MUNICIPAL HOSPITAL	45%
HEALDTON MUNICIPAL HOSPITAL	42%
SAYRE MEMORIAL HOSPITAL, INC	38%
CLEVELAND AREA HOSPITAL, INC	36%
FAIRVIEW HOSPITAL	36%
EASTERN OKLAHOMA MEDICAL CENTER	34%
BAILEY MEDICAL CENTER, L L C	33%
KINGFISHER REGIONAL HOSPITAL	29%
SOUTHWESTERN REGIONAL MEDICAL CENTER	17%
WATONGA MUNICIPAL HOSPITAL	9%
CIMARRON MEMORIAL HOSPITAL	9%
COMMUNITY HOSPITAL LAKEVIEW	0%
MERCY HEALTH LOVE COUNTY	0%
PAWHUSKA HOSPITAL, INC	0%
JEFFERSON COUNTY HOSPITAL	0%
CARNEGIE TRI-COUNTY MUNICIPAL HOSPITAL	0%

<b>Pneumonia Patients Given Initial Antibiotic(s) within 6 Hours After Arrival</b>	<b>Score</b>
United States Rate	93%
Oklahoma Rate	94%
<b>Hospital Name</b>	
WOODWARD REGIONAL HOSPITAL	100%
INTEGRIS CLINTON REGIONAL HOSPITAL	100%
INTEGRIS GROVE GENERAL HOSPITAL	100%
COMMUNITY HOSPITAL LAKEVIEW	100%
CARL ALBERT INDIAN HEALTH FACILITY	100%
COMMUNITY HOSPITAL	100%



<b>OKLAHOMA HEART HOSPITAL</b>	100%
<b>MCBRIDE CLINIC ORTHOPEDIC HOSPITAL, L L C</b>	100%
<b>PRAGUE MUNICIPAL HOSPITAL</b>	100%
<b>WATONGA MUNICIPAL HOSPITAL</b>	100%
<b>JOHNSTON MEMORIAL HOSPITAL</b>	100%
<b>PAWHUSKA HOSPITAL, INC</b>	100%
<b>HEALDTON MUNICIPAL HOSPITAL</b>	100%
<b>JEFFERSON COUNTY HOSPITAL</b>	100%
<b>STROUD REGIONAL MEDICAL CENTER</b>	100%
<b>FAIRFAX MEMORIAL HOSPITAL</b>	100%
<b>MARY HURLEY HOSPITAL</b>	100%
<b>HOLDENVILLE GENERAL HOSPITAL</b>	100%
<b>HARPER COUNTY COMMUNITY HOSPITAL</b>	100%
<b>OKEENE MUNICIPAL HOSPITAL</b>	100%
<b>FAIRVIEW HOSPITAL</b>	100%
<b>MANGUM CITY HOSPITAL</b>	100%
<b>DRUMRIGHT REGIONAL HOSPITAL</b>	100%
<b>SEILING MUNICIPAL HOSPITAL</b>	100%
<b>INTEGRIS BAPTIST REG HEALTH CENTER</b>	99%
<b>NORMAN REGIONAL HOSPITAL</b>	99%
<b>INTEGRIS BASS BAPTIST HEALTH CENTER</b>	99%
<b>DEACONESS HOSPITAL</b>	99%
<b>INTEGRIS CANADIAN VALLEY REGIONAL HOSPITAL</b>	99%
<b>PONCA CITY MEDICAL CENTER</b>	98%
<b>MERCY HEALTH CENTER, INC</b>	98%
<b>MEDICAL CENTER OF SOUTHEASTERN OKLAHOMA</b>	98%
<b>GREAT PLAINS REGIONAL MEDICAL CENTER</b>	98%
<b>ST MARY'S REGIONAL MEDICAL CENTER</b>	98%
<b>INTEGRIS BLACKWELL REGIONAL HOSPITAL</b>	98%
<b>CRAIG GENERAL HOSPITAL</b>	98%
<b>PUSHMATAHA CTY-TN OF ANTLERS HOSP AUTH</b>	98%
<b>INTEGRIS SOUTHWEST MEDICAL CENTER</b>	98%
<b>UNITY HEALTH CENTER</b>	98%
<b>ELKVIEW GENERAL HOSPITAL</b>	98%
<b>HENRYETTA MEDICAL CENTER</b>	98%
<b>SAINT FRANCIS HOSPITAL SOUTH</b>	98%
<b>INTEGRIS MAYES COUNTY MEDICAL CENTER</b>	97%
<b>VALLEY VIEW REGIONAL HOSPITAL</b>	97%
<b>JACKSON COUNTY MEMORIAL HOSPITAL</b>	97%
<b>DUNCAN REGIONAL HOSPITAL, INC</b>	97%
<b>ST ANTHONY HOSPITAL</b>	97%

<b>OKLAHOMA STATE UNIVERSITY MEDICAL CENTER</b>	<b>97%</b>
<b>EDMOND MEDICAL CENTER</b>	<b>97%</b>
<b>PAULS VALLEY GENERAL HOSPITAL</b>	<b>97%</b>
<b>NEWMAN MEMORIAL HOSPITAL</b>	<b>96%</b>
<b>MCALESTER REGIONAL HEALTH CENTER</b>	<b>96%</b>
<b>STILLWATER MEDICAL CENTER</b>	<b>96%</b>
<b>SHARE MEMORIAL HOSPITAL</b>	<b>96%</b>
<b>CHOCTAW MEMORIAL HOSPITAL</b>	<b>96%</b>
<b>PERRY MEMORIAL HOSPITAL</b>	<b>96%</b>
<b>MEMORIAL HOSPITAL OF STILWELL</b>	<b>96%</b>
<b>SOUTHCREST HOSPITAL</b>	<b>96%</b>
<b>INTEGRIS MARSHALL COUNTY MEDICAL CENTER</b>	<b>96%</b>
<b>INTEGRIS BAPTIST MEDICAL CENTER</b>	<b>95%</b>
<b>MERCY MEMORIAL HEALTH CENTER</b>	<b>95%</b>
<b>SEQUOYAH MEMORIAL HOSPITAL</b>	<b>95%</b>
<b>JANE PHILLIPS MEDICAL CENTER</b>	<b>94%</b>
<b>CLAREMORE INDIAN HOSPITAL</b>	<b>94%</b>
<b>BAILEY MEDICAL CENTER, L L C</b>	<b>94%</b>
<b>ATOKA MEMORIAL HOSPITAL</b>	<b>94%</b>
<b>KINGFISHER REGIONAL HOSPITAL</b>	<b>94%</b>
<b>MUSKOGEE REGIONAL MEDICAL CENTER</b>	<b>93%</b>
<b>BRISTOW MEDICAL CENTER</b>	<b>93%</b>
<b>GRADY MEMORIAL HOSPITAL</b>	<b>93%</b>
<b>PURCELL MUNICIPAL HOSPITAL</b>	<b>93%</b>
<b>ST JOHN OWASSO</b>	<b>93%</b>
<b>CORDELL MEMORIAL HOSPITAL</b>	<b>93%</b>
<b>ARBUCKLE MEMORIAL HOSPITAL</b>	<b>93%</b>
<b>HILLCREST MEDICAL CENTER</b>	<b>92%</b>
<b>COMANCHE COUNTY MEMORIAL HOSPITAL</b>	<b>92%</b>
<b>TAHLEQUAH CITY HOSPITAL</b>	<b>92%</b>
<b>SOUTHWESTERN MEDICAL CENTER</b>	<b>92%</b>
<b>USPHS LAWTON INDIAN HOSPITAL</b>	<b>92%</b>
<b>ST JOHN SAPULPA</b>	<b>92%</b>
<b>CLAREMORE REGIONAL HOSPITAL</b>	<b>91%</b>
<b>EASTERN OKLAHOMA MEDICAL CENTER</b>	<b>91%</b>
<b>LATIMER COUNTY GENERAL HOSPITAL</b>	<b>91%</b>
<b>HASKELL COUNTY HEALTHCARE SYSTEM</b>	<b>91%</b>
<b>O U MEDICAL CENTER</b>	<b>91%</b>
<b>MEMORIAL HOSPITAL OF TEXAS COUNTY</b>	<b>91%</b>
<b>WAGONER COMMUNITY HOSPITAL</b>	<b>91%</b>
<b>WEATHERFORD REGIONAL HOSPITAL</b>	<b>91%</b>

SOUTHWESTERN REGIONAL MEDICAL CENTER	90%
CARNEGIE TRI-COUNTY MUNICIPAL HOSPITAL	90%
PARKVIEW HOSPITAL	89%
MCCURTAIN MEMORIAL HOSPITAL	89%
MEMORIAL HOSPITAL & PHYSICIAN GROUP	89%
SAINT FRANCIS HOSPITAL, INC	89%
MIDWEST REGIONAL MEDICAL CENTER	88%
CHOCTAW NATION HEALTH SER AUTHORITY	88%
OKMULGEE MEMORIAL HOSPITAL	86%
SAYRE MEMORIAL HOSPITAL, INC	86%
BEAVER COUNTY MEMORIAL HOSPITAL	86%
ST JOHN MEDICAL CENTER, INC	85%
CUSHING REGIONAL HOSPITAL	83%
W W HASTINGS INDIAN HOSPITAL	79%
HARMON MEMORIAL HOSPITAL	78%
LINDSAY MUNICIPAL HOSPITAL	75%
CIMARRON MEMORIAL HOSPITAL	67%
LOGAN MEDICAL CENTER	67%
CLEVELAND AREA HOSPITAL, INC	67%

<b>Pneumonia Patients Given Oxygenation Assessment</b>	<b>Score</b>
United States Rate	99%
Oklahoma Rate	100%
<b>Hospital Name</b>	
WOODWARD REGIONAL HOSPITAL	100%
INTEGRIS BAPTIST REG HEALTH CENTER	100%
PONCA CITY MEDICAL CENTER	100%
NEWMAN MEMORIAL HOSPITAL	100%
NORMAN REGIONAL HOSPITAL	100%
PARKVIEW HOSPITAL	100%
MERCY HEALTH CENTER, INC	100%
MEDICAL CENTER OF SOUTHEASTERN OKLAHOMA	100%
INTEGRIS MAYES COUNTY MEDICAL CENTER	100%
INTEGRIS BASS BAPTIST HEALTH CENTER	100%
JANE PHILLIPS MEDICAL CENTER	100%
GREAT PLAINS REGIONAL MEDICAL CENTER	100%
VALLEY VIEW REGIONAL HOSPITAL	100%
JACKSON COUNTY MEMORIAL HOSPITAL	100%
DUNCAN REGIONAL HOSPITAL, INC	100%
ST MARY'S REGIONAL MEDICAL CENTER	100%
INTEGRIS BAPTIST MEDICAL CENTER	100%

<b>INTEGRIS CLINTON REGIONAL HOSPITAL</b>	100%
<b>INTEGRIS BLACKWELL REGIONAL HOSPITAL</b>	100%
<b>DEACONESS HOSPITAL</b>	100%
<b>MCALESTER REGIONAL HEALTH CENTER</b>	100%
<b>ST ANTHONY HOSPITAL</b>	100%
<b>CLAREMORE REGIONAL HOSPITAL</b>	100%
<b>BRISTOW MEDICAL CENTER</b>	100%
<b>MERCY MEMORIAL HEALTH CENTER</b>	100%
<b>MCCURTAIN MEMORIAL HOSPITAL</b>	100%
<b>STILLWATER MEDICAL CENTER</b>	100%
<b>MEMORIAL HOSPITAL &amp; PHYSICIAN GROUP</b>	100%
<b>GRADY MEMORIAL HOSPITAL</b>	100%
<b>COMANCHE COUNTY MEMORIAL HOSPITAL</b>	100%
<b>OKMULGEE MEMORIAL HOSPITAL</b>	100%
<b>LATIMER COUNTY GENERAL HOSPITAL</b>	100%
<b>SHARE MEMORIAL HOSPITAL</b>	100%
<b>SAINT FRANCIS HOSPITAL, INC</b>	100%
<b>O U MEDICAL CENTER</b>	100%
<b>SOUTHWESTERN MEDICAL CENTER</b>	100%
<b>INTEGRIS SOUTHWEST MEDICAL CENTER</b>	100%
<b>INTEGRIS GROVE GENERAL HOSPITAL</b>	100%
<b>ST JOHN MEDICAL CENTER, INC</b>	100%
<b>MEMORIAL HOSPITAL OF TEXAS COUNTY</b>	100%
<b>EDMOND MEDICAL CENTER</b>	100%
<b>ELKVIEW GENERAL HOSPITAL</b>	100%
<b>PAULS VALLEY GENERAL HOSPITAL</b>	100%
<b>PURCELL MUNICIPAL HOSPITAL</b>	100%
<b>WAGONER COMMUNITY HOSPITAL</b>	100%
<b>COMMUNITY HOSPITAL LAKEVIEW</b>	100%
<b>USPHS LAWTON INDIAN HOSPITAL</b>	100%
<b>W W HASTINGS INDIAN HOSPITAL</b>	100%
<b>CHOCTAW NATION HEALTH SER AUTHORITY</b>	100%
<b>CLAREMORE INDIAN HOSPITAL</b>	100%
<b>CARL ALBERT INDIAN HEALTH FACILITY</b>	100%
<b>HENRYETTA MEDICAL CENTER</b>	100%
<b>SOUTHWESTERN REGIONAL MEDICAL CENTER</b>	100%
<b>SOUTHCREST HOSPITAL</b>	100%
<b>COMMUNITY HOSPITAL</b>	100%
<b>INTEGRIS CANADIAN VALLEY REGIONAL HOSPITAL</b>	100%
<b>LINDSAY MUNICIPAL HOSPITAL</b>	100%
<b>OKLAHOMA HEART HOSPITAL</b>	100%

<b>SAINT FRANCIS HOSPITAL SOUTH</b>	100%
<b>MCBRIDE CLINIC ORTHOPEDIC HOSPITAL, L L C</b>	100%
<b>ST JOHN OWASSO</b>	100%
<b>BAILEY MEDICAL CENTER, L L C</b>	100%
<b>ATOKA MEMORIAL HOSPITAL</b>	100%
<b>PRAGUE MUNICIPAL HOSPITAL</b>	100%
<b>WATONGA MUNICIPAL HOSPITAL</b>	100%
<b>MERCY HEALTH LOVE COUNTY</b>	100%
<b>CIMARRON MEMORIAL HOSPITAL</b>	100%
<b>PAWHUSKA HOSPITAL, INC</b>	100%
<b>HEALDTON MUNICIPAL HOSPITAL</b>	100%
<b>JEFFERSON COUNTY HOSPITAL</b>	100%
<b>KINGFISHER REGIONAL HOSPITAL</b>	100%
<b>STROUD REGIONAL MEDICAL CENTER</b>	100%
<b>LOGAN MEDICAL CENTER</b>	100%
<b>FAIRFAX MEMORIAL HOSPITAL</b>	100%
<b>MARY HURLEY HOSPITAL</b>	100%
<b>HOLDENVILLE GENERAL HOSPITAL</b>	100%
<b>BEAVER COUNTY MEMORIAL HOSPITAL</b>	100%
<b>WEATHERFORD REGIONAL HOSPITAL</b>	100%
<b>HARPER COUNTY COMMUNITY HOSPITAL</b>	100%
<b>CORDELL MEMORIAL HOSPITAL</b>	100%
<b>INTEGRIS MARSHALL COUNTY MEDICAL CENTER</b>	100%
<b>OKEENE MUNICIPAL HOSPITAL</b>	100%
<b>ARBUCKLE MEMORIAL HOSPITAL</b>	100%
<b>FAIRVIEW HOSPITAL</b>	100%
<b>MANGUM CITY HOSPITAL</b>	100%
<b>DRUMRIGHT REGIONAL HOSPITAL</b>	100%
<b>SEILING MUNICIPAL HOSPITAL</b>	100%
<b>CARNEGIE TRI-COUNTY MUNICIPAL HOSPITAL</b>	100%
<b>HILLCREST MEDICAL CENTER</b>	99%
<b>MUSKOGEE REGIONAL MEDICAL CENTER</b>	99%
<b>EASTERN OKLAHOMA MEDICAL CENTER</b>	99%
<b>CRAIG GENERAL HOSPITAL</b>	99%
<b>OKLAHOMA STATE UNIVERSITY MEDICAL CENTER</b>	99%
<b>PUSHMATAHA CTY-TN OF ANTLERS HOSP AUTH</b>	99%
<b>TAHLEQUAH CITY HOSPITAL</b>	99%
<b>MIDWEST REGIONAL MEDICAL CENTER</b>	99%
<b>CUSHING REGIONAL HOSPITAL</b>	99%
<b>CHOCTAW MEMORIAL HOSPITAL</b>	99%
<b>SAYRE MEMORIAL HOSPITAL, INC</b>	99%

SEQUOYAH MEMORIAL HOSPITAL	99%
UNITY HEALTH CENTER	99%
HASKELL COUNTY HEALTHCARE SYSTEM	98%
PERRY MEMORIAL HOSPITAL	98%
MEMORIAL HOSPITAL OF STILWELL	98%
ST JOHN SAPULPA	96%
JOHNSTON MEMORIAL HOSPITAL	95%
CLEVELAND AREA HOSPITAL, INC	95%
HARMON MEMORIAL HOSPITAL	89%

<b>Pneumonia Patients Given Smoking Cessation Advice/Counseling</b>	<b>Score</b>
United States Rate	85%
Oklahoma Rate	79%
<b>Hospital Name</b>	
PONCA CITY MEDICAL CENTER	100%
MEDICAL CENTER OF SOUTHEASTERN OKLAHOMA	100%
INTEGRIS MAYES COUNTY MEDICAL CENTER	100%
INTEGRIS BASS BAPTIST HEALTH CENTER	100%
JACKSON COUNTY MEMORIAL HOSPITAL	100%
INTEGRIS CLINTON REGIONAL HOSPITAL	100%
INTEGRIS BLACKWELL REGIONAL HOSPITAL	100%
DEACONESS HOSPITAL	100%
CLAREMORE REGIONAL HOSPITAL	100%
MERCY MEMORIAL HEALTH CENTER	100%
SAINT FRANCIS HOSPITAL, INC	100%
MIDWEST REGIONAL MEDICAL CENTER	100%
CHOCTAW MEMORIAL HOSPITAL	100%
INTEGRIS GROVE GENERAL HOSPITAL	100%
UNITY HEALTH CENTER	100%
ELKVIEW GENERAL HOSPITAL	100%
PAULS VALLEY GENERAL HOSPITAL	100%
HENRYETTA MEDICAL CENTER	100%
COMMUNITY HOSPITAL	100%
INTEGRIS CANADIAN VALLEY REGIONAL HOSPITAL	100%
OKLAHOMA HEART HOSPITAL	100%
SAINT FRANCIS HOSPITAL SOUTH	100%
ATOKA MEMORIAL HOSPITAL	100%
PRAGUE MUNICIPAL HOSPITAL	100%
CIMARRON MEMORIAL HOSPITAL	100%

<b>JEFFERSON COUNTY HOSPITAL</b>	100%
<b>FAIRFAX MEMORIAL HOSPITAL</b>	100%
<b>HARPER COUNTY COMMUNITY HOSPITAL</b>	100%
<b>INTEGRIS MARSHALL COUNTY MEDICAL CENTER</b>	100%
<b>ARBUCKLE MEMORIAL HOSPITAL</b>	100%
<b>MCALESTER REGIONAL HEALTH CENTER</b>	99%
<b>ST ANTHONY HOSPITAL</b>	99%
<b>O U MEDICAL CENTER</b>	99%
<b>SOUTHCREST HOSPITAL</b>	99%
<b>NORMAN REGIONAL HOSPITAL</b>	98%
<b>MERCY HEALTH CENTER, INC</b>	98%
<b>INTEGRIS BAPTIST REG HEALTH CENTER</b>	97%
<b>INTEGRIS SOUTHWEST MEDICAL CENTER</b>	97%
<b>EDMOND MEDICAL CENTER</b>	96%
<b>ST JOHN OWASSO</b>	96%
<b>HILLCREST MEDICAL CENTER</b>	95%
<b>JANE PHILLIPS MEDICAL CENTER</b>	95%
<b>DUNCAN REGIONAL HOSPITAL, INC</b>	95%
<b>MUSKOGEE REGIONAL MEDICAL CENTER</b>	95%
<b>VALLEY VIEW REGIONAL HOSPITAL</b>	94%
<b>CLAREMORE INDIAN HOSPITAL</b>	94%
<b>STILLWATER MEDICAL CENTER</b>	93%
<b>LATIMER COUNTY GENERAL HOSPITAL</b>	92%
<b>NEWMAN MEMORIAL HOSPITAL</b>	91%
<b>COMANCHE COUNTY MEMORIAL HOSPITAL</b>	91%
<b>OKLAHOMA STATE UNIVERSITY MEDICAL CENTER</b>	91%
<b>ST JOHN MEDICAL CENTER, INC</b>	91%
<b>DRUMRIGHT REGIONAL HOSPITAL</b>	90%
<b>PARKVIEW HOSPITAL</b>	88%
<b>INTEGRIS BAPTIST MEDICAL CENTER</b>	88%
<b>BAILEY MEDICAL CENTER, L L C</b>	88%
<b>GRADY MEMORIAL HOSPITAL</b>	87%
<b>SOUTHWESTERN MEDICAL CENTER</b>	86%
<b>MCCURTAIN MEMORIAL HOSPITAL</b>	85%
<b>SEQUOYAH MEMORIAL HOSPITAL</b>	84%
<b>JOHNSTON MEMORIAL HOSPITAL</b>	83%
<b>GREAT PLAINS REGIONAL MEDICAL CENTER</b>	82%
<b>MEMORIAL HOSPITAL OF STILWELL</b>	81%
<b>ST MARY'S REGIONAL MEDICAL CENTER</b>	80%
<b>SHARE MEMORIAL HOSPITAL</b>	80%
<b>W W HASTINGS INDIAN HOSPITAL</b>	80%

<b>MARY HURLEY HOSPITAL</b>	80%
<b>MEMORIAL HOSPITAL OF TEXAS COUNTY</b>	79%
<b>PUSHMATAHA CTY-TN OF ANTLERS HOSP AUTH</b>	78%
<b>HASKELL COUNTY HEALTHCARE SYSTEM</b>	77%
<b>BRISTOW MEDICAL CENTER</b>	75%
<b>WATONGA MUNICIPAL HOSPITAL</b>	75%
<b>EASTERN OKLAHOMA MEDICAL CENTER</b>	74%
<b>CUSHING REGIONAL HOSPITAL</b>	73%
<b>CRAIG GENERAL HOSPITAL</b>	70%
<b>LINDSAY MUNICIPAL HOSPITAL</b>	70%
<b>CORDELL MEMORIAL HOSPITAL</b>	67%
<b>CARL ALBERT INDIAN HEALTH FACILITY</b>	66%
<b>WOODWARD REGIONAL HOSPITAL</b>	62%
<b>LOGAN MEDICAL CENTER</b>	62%
<b>HOLDENVILLE GENERAL HOSPITAL</b>	62%
<b>SEILING MUNICIPAL HOSPITAL</b>	60%
<b>MEMORIAL HOSPITAL &amp; PHYSICIAN GROUP</b>	57%
<b>TAHLEQUAH CITY HOSPITAL</b>	56%
<b>SAYRE MEMORIAL HOSPITAL, INC</b>	55%
<b>PURCELL MUNICIPAL HOSPITAL</b>	51%
<b>MERCY HEALTH LOVE COUNTY</b>	50%
<b>KINGFISHER REGIONAL HOSPITAL</b>	50%
<b>HARMON MEMORIAL HOSPITAL</b>	48%
<b>OKMULGEE MEMORIAL HOSPITAL</b>	44%
<b>PERRY MEMORIAL HOSPITAL</b>	42%
<b>ST JOHN SAPULPA</b>	39%
<b>BEAVER COUNTY MEMORIAL HOSPITAL</b>	33%
<b>WAGONER COMMUNITY HOSPITAL</b>	32%
<b>CHOCTAW NATION HEALTH SER AUTHORITY</b>	30%
<b>SOUTHWESTERN REGIONAL MEDICAL CENTER</b>	29%
<b>USPHS LAWTON INDIAN HOSPITAL</b>	27%
<b>HEALDTON MUNICIPAL HOSPITAL</b>	25%
<b>WEATHERFORD REGIONAL HOSPITAL</b>	25%
<b>STROUD REGIONAL MEDICAL CENTER</b>	14%
<b>CARNEGIE TRI-COUNTY MUNICIPAL HOSPITAL</b>	11%
<b>CLEVELAND AREA HOSPITAL, INC</b>	0%
<b>OKEENE MUNICIPAL HOSPITAL</b>	0%



<b>Pneumonia Patients Given the Most Appropriate Initial Antibiotic(s)</b>	<b>Score</b>
United States Rate	87%
Oklahoma Rate	83%
<b>Hospital Name</b>	
BRISTOW MEDICAL CENTER	100%
SHARE MEMORIAL HOSPITAL	100%
PAULS VALLEY GENERAL HOSPITAL	100%
COMMUNITY HOSPITAL	100%
OKLAHOMA HEART HOSPITAL	100%
PRAGUE MUNICIPAL HOSPITAL	100%
PAWHUSKA HOSPITAL, INC	100%
HEALDTON MUNICIPAL HOSPITAL	100%
FAIRFAX MEMORIAL HOSPITAL	100%
HARPER COUNTY COMMUNITY HOSPITAL	100%
CORDELL MEMORIAL HOSPITAL	100%
INTEGRIS BLACKWELL REGIONAL HOSPITAL	98%
TAHLEQUAH CITY HOSPITAL	98%
SEQUOYAH MEMORIAL HOSPITAL	98%
INTEGRIS GROVE GENERAL HOSPITAL	98%
INTEGRIS MARSHALL COUNTY MEDICAL CENTER	98%
NORMAN REGIONAL HOSPITAL	97%
INTEGRIS CLINTON REGIONAL HOSPITAL	97%
INTEGRIS MAYES COUNTY MEDICAL CENTER	96%
ST ANTHONY HOSPITAL	96%
CRAIG GENERAL HOSPITAL	96%
UNITY HEALTH CENTER	96%
ELKVIEW GENERAL HOSPITAL	96%
ST JOHN SAPULPA	96%
HOLDENVILLE GENERAL HOSPITAL	96%
INTEGRIS BAPTIST REG HEALTH CENTER	95%
INTEGRIS BASS BAPTIST HEALTH CENTER	95%
PUSHMATAHA CTY-TN OF ANTLERS HOSP AUTH	95%
PERRY MEMORIAL HOSPITAL	95%
CLAREMORE INDIAN HOSPITAL	95%
DEACONESS HOSPITAL	94%
CLAREMORE REGIONAL HOSPITAL	94%
SAYRE MEMORIAL HOSPITAL, INC	94%
INTEGRIS SOUTHWEST MEDICAL CENTER	93%
SOUTHCREST HOSPITAL	93%
ST MARY'S REGIONAL MEDICAL CENTER	92%

<b>INTEGRIS BAPTIST MEDICAL CENTER</b>	92%
<b>GRADY MEMORIAL HOSPITAL</b>	92%
<b>COMANCHE COUNTY MEMORIAL HOSPITAL</b>	92%
<b>O U MEDICAL CENTER</b>	92%
<b>MEDICAL CENTER OF SOUTHEASTERN OKLAHOMA</b>	91%
<b>EASTERN OKLAHOMA MEDICAL CENTER</b>	91%
<b>INTEGRIS CANADIAN VALLEY REGIONAL HOSPITAL</b>	91%
<b>DUNCAN REGIONAL HOSPITAL, INC</b>	90%
<b>HENRYETTA MEDICAL CENTER</b>	90%
<b>PONCA CITY MEDICAL CENTER</b>	89%
<b>MERCY MEMORIAL HEALTH CENTER</b>	89%
<b>STILLWATER MEDICAL CENTER</b>	89%
<b>SAINT FRANCIS HOSPITAL, INC</b>	89%
<b>ST JOHN MEDICAL CENTER, INC</b>	89%
<b>SAINT FRANCIS HOSPITAL SOUTH</b>	89%
<b>WOODWARD REGIONAL HOSPITAL</b>	88%
<b>MERCY HEALTH CENTER, INC</b>	88%
<b>JACKSON COUNTY MEMORIAL HOSPITAL</b>	88%
<b>MCCURTAIN MEMORIAL HOSPITAL</b>	88%
<b>OKMULGEE MEMORIAL HOSPITAL</b>	88%
<b>HASKELL COUNTY HEALTHCARE SYSTEM</b>	88%
<b>CHOCTAW MEMORIAL HOSPITAL</b>	88%
<b>EDMOND MEDICAL CENTER</b>	88%
<b>CHOCTAW NATION HEALTH SER AUTHORITY</b>	88%
<b>LOGAN MEDICAL CENTER</b>	88%
<b>HILLCREST MEDICAL CENTER</b>	87%
<b>GREAT PLAINS REGIONAL MEDICAL CENTER</b>	87%
<b>SOUTHWESTERN MEDICAL CENTER</b>	87%
<b>ST JOHN OWASSO</b>	87%
<b>JANE PHILLIPS MEDICAL CENTER</b>	86%
<b>MUSKOGEE REGIONAL MEDICAL CENTER</b>	86%
<b>MEMORIAL HOSPITAL &amp; PHYSICIAN GROUP</b>	86%
<b>W W HASTINGS INDIAN HOSPITAL</b>	86%
<b>KINGFISHER REGIONAL HOSPITAL</b>	86%
<b>NEWMAN MEMORIAL HOSPITAL</b>	85%
<b>MCALESTER REGIONAL HEALTH CENTER</b>	85%
<b>MEMORIAL HOSPITAL OF STILWELL</b>	85%
<b>WEATHERFORD REGIONAL HOSPITAL</b>	85%
<b>FAIRVIEW HOSPITAL</b>	85%
<b>VALLEY VIEW REGIONAL HOSPITAL</b>	84%
<b>MEMORIAL HOSPITAL OF TEXAS COUNTY</b>	84%

CLEVELAND AREA HOSPITAL, INC	84%
OKLAHOMA STATE UNIVERSITY MEDICAL CENTER	83%
LINDSAY MUNICIPAL HOSPITAL	83%
OKEENE MUNICIPAL HOSPITAL	83%
DRUMRIGHT REGIONAL HOSPITAL	83%
MIDWEST REGIONAL MEDICAL CENTER	82%
CARNEGIE TRI-COUNTY MUNICIPAL HOSPITAL	81%
CARL ALBERT INDIAN HEALTH FACILITY	80%
ARBUCKLE MEMORIAL HOSPITAL	78%
STROUD REGIONAL MEDICAL CENTER	77%
PURCELL MUNICIPAL HOSPITAL	73%
WAGONER COMMUNITY HOSPITAL	72%
BAILEY MEDICAL CENTER, L L C	70%
WATONGA MUNICIPAL HOSPITAL	70%
CUSHING REGIONAL HOSPITAL	69%
PARKVIEW HOSPITAL	68%
MANGUM CITY HOSPITAL	67%
LATIMER COUNTY GENERAL HOSPITAL	62%
USPHS LAWTON INDIAN HOSPITAL	62%
JOHNSTON MEMORIAL HOSPITAL	50%
MERCY HEALTH LOVE COUNTY	50%
BEAVER COUNTY MEMORIAL HOSPITAL	50%
MARY HURLEY HOSPITAL	44%
CIMARRON MEMORIAL HOSPITAL	29%
HARMON MEMORIAL HOSPITAL	26%
SEILING MUNICIPAL HOSPITAL	25%
ATOKA MEMORIAL HOSPITAL	18%
COMMUNITY HOSPITAL LAKEVIEW	17%
JEFFERSON COUNTY HOSPITAL	0%

<b>Pneumonia Patients Whose Initial Emergency Room Blood Culture Was Performed Prior To The Administration Of The First Hospital Dose Of Antibiotics</b>	<b>Score</b>
United States Rate	90%
Oklahoma Rate	91%
<b>Hospital Name</b>	
NEWMAN MEMORIAL HOSPITAL	100%
INTEGRIS MAYES COUNTY MEDICAL CENTER	100%
MEMORIAL HOSPITAL & PHYSICIAN GROUP	100%
LATIMER COUNTY GENERAL HOSPITAL	100%
SHARE MEMORIAL HOSPITAL	100%

SAYRE MEMORIAL HOSPITAL, INC	100%
MEMORIAL HOSPITAL OF TEXAS COUNTY	100%
PERRY MEMORIAL HOSPITAL	100%
COMMUNITY HOSPITAL	100%
SAINT FRANCIS HOSPITAL SOUTH	100%
BAILEY MEDICAL CENTER, L L C	100%
ATOKA MEMORIAL HOSPITAL	100%
WATONGA MUNICIPAL HOSPITAL	100%
JOHNSTON MEMORIAL HOSPITAL	100%
MERCY HEALTH LOVE COUNTY	100%
JEFFERSON COUNTY HOSPITAL	100%
KINGFISHER REGIONAL HOSPITAL	100%
MARY HURLEY HOSPITAL	100%
HARPER COUNTY COMMUNITY HOSPITAL	100%
FAIRVIEW HOSPITAL	100%
MANGUM CITY HOSPITAL	100%
DRUMRIGHT REGIONAL HOSPITAL	100%
CARNEGIE TRI-COUNTY MUNICIPAL HOSPITAL	100%
INTEGRIS CLINTON REGIONAL HOSPITAL	99%
INTEGRIS GROVE GENERAL HOSPITAL	99%
NORMAN REGIONAL HOSPITAL	98%
MERCY HEALTH CENTER, INC	98%
MEDICAL CENTER OF SOUTHEASTERN OKLAHOMA	98%
ST MARY'S REGIONAL MEDICAL CENTER	98%
INTEGRIS BAPTIST MEDICAL CENTER	98%
INTEGRIS BLACKWELL REGIONAL HOSPITAL	97%
MCALESTER REGIONAL HEALTH CENTER	97%
STILLWATER MEDICAL CENTER	97%
INTEGRIS CANADIAN VALLEY REGIONAL HOSPITAL	97%
WEATHERFORD REGIONAL HOSPITAL	97%
DUNCAN REGIONAL HOSPITAL, INC	96%
SEQUOYAH MEMORIAL HOSPITAL	96%
UNITY HEALTH CENTER	96%
LOGAN MEDICAL CENTER	96%
INTEGRIS BAPTIST REG HEALTH CENTER	95%
INTEGRIS BASS BAPTIST HEALTH CENTER	95%
JACKSON COUNTY MEMORIAL HOSPITAL	95%
DEACONESS HOSPITAL	95%
MEMORIAL HOSPITAL OF STILWELL	95%
CARL ALBERT INDIAN HEALTH FACILITY	95%
CLAREMORE REGIONAL HOSPITAL	94%

ST JOHN MEDICAL CENTER, INC	94%
SOUTHCREST HOSPITAL	94%
WOODWARD REGIONAL HOSPITAL	93%
PONCA CITY MEDICAL CENTER	93%
SAINT FRANCIS HOSPITAL, INC	93%
INTEGRIS SOUTHWEST MEDICAL CENTER	93%
OKLAHOMA HEART HOSPITAL	93%
JANE PHILLIPS MEDICAL CENTER	92%
ST ANTHONY HOSPITAL	92%
MCCURTAIN MEMORIAL HOSPITAL	92%
ELKVIEW GENERAL HOSPITAL	92%
GREAT PLAINS REGIONAL MEDICAL CENTER	91%
MERCY MEMORIAL HEALTH CENTER	91%
OKLAHOMA STATE UNIVERSITY MEDICAL CENTER	91%
SOUTHWESTERN MEDICAL CENTER	91%
CLAREMORE INDIAN HOSPITAL	91%
FAIRFAX MEMORIAL HOSPITAL	91%
ARBUCKLE MEMORIAL HOSPITAL	91%
O U MEDICAL CENTER	90%
INTEGRIS MARSHALL COUNTY MEDICAL CENTER	90%
HILLCREST MEDICAL CENTER	89%
PURCELL MUNICIPAL HOSPITAL	89%
CHOCTAW NATION HEALTH SER AUTHORITY	89%
HOLDENVILLE GENERAL HOSPITAL	89%
EASTERN OKLAHOMA MEDICAL CENTER	88%
COMANCHE COUNTY MEMORIAL HOSPITAL	88%
ST JOHN OWASSO	88%
ST JOHN SAPULPA	88%
MIDWEST REGIONAL MEDICAL CENTER	87%
EDMOND MEDICAL CENTER	87%
PAULS VALLEY GENERAL HOSPITAL	87%
MUSKOGEE REGIONAL MEDICAL CENTER	86%
CUSHING REGIONAL HOSPITAL	86%
TAHLEQUAH CITY HOSPITAL	85%
HENRYETTA MEDICAL CENTER	85%
CRAIG GENERAL HOSPITAL	83%
GRADY MEMORIAL HOSPITAL	82%
W W HASTINGS INDIAN HOSPITAL	82%
PUSHMATAHA CTY-TN OF ANTLERS HOSP AUTH	81%
OKMULGEE MEMORIAL HOSPITAL	80%
PRAGUE MUNICIPAL HOSPITAL	80%

<b>CORDELL MEMORIAL HOSPITAL</b>	80%
<b>SEILING MUNICIPAL HOSPITAL</b>	80%
<b>VALLEY VIEW REGIONAL HOSPITAL</b>	79%
<b>WAGONER COMMUNITY HOSPITAL</b>	79%
<b>USPHS LAWTON INDIAN HOSPITAL</b>	79%
<b>PARKVIEW HOSPITAL</b>	76%
<b>HASKELL COUNTY HEALTHCARE SYSTEM</b>	76%
<b>CHOCTAW MEMORIAL HOSPITAL</b>	74%
<b>BRISTOW MEDICAL CENTER</b>	73%
<b>STROUD REGIONAL MEDICAL CENTER</b>	67%
<b>HARMON MEMORIAL HOSPITAL</b>	65%
<b>CLEVELAND AREA HOSPITAL, INC</b>	62%

## Basic Facts on Surgical Infection Prevention

These scores show how well Oklahoma hospitals are providing their surgery patients with care to prevent infections. Hospitals can reduce the risk of wound infection after surgery by administering the proper medicines at the correct time on the same day of surgery. Signs of possible infection after surgery can include: a surgical wound that is red, hot and swollen; a fever of over 100 degrees following hospital discharge; smelly or yellow/green fluid oozing out of the wound; or increased pain while taking pain medication.

The measures listed represent the best practices for the prevention of infections after selected surgeries (colon surgery, hip and knee arthroplasty, abdominal and vaginal hysterectomy, cardiac surgery and vascular surgery).

Patients with contraindications to any of the recommended treatments are excluded from the scores for that treatment. Higher percentages indicate better performance.

---

### *Preventive Antibiotic 1 Hour Before Surgery*

**This score tells you** the percent of eligible surgical patients who received prophylactic or preventive antibiotics within one hour prior to surgical incision.

**This information is important** because surgery patients given antibiotics, medicines that prevent and treat infections, within the hour before their operation are less likely to get wound infections. Getting an antibiotic over an hour earlier or after surgery begins is not as effective.

*Preventive Antibiotics Discontinued Within 24 Hours*

**This score tells you** the percent of eligible surgical patients whose prophylactic or preventive antibiotics were discontinued within 24 hours after surgery ended (or 48 hours after CABG or other cardiac surgery). Antibiotics are medicines that prevent and treat infections.

to the antibiotic (the use of too much antibiotic can prevent them from being effective). There are, however, exceptions. If the surgical

**This information is important** because taking antibiotics for more than 24 hours after routine surgery is unusually not necessary and can increase the risk of side effects, such as stomach aches, serious types of diarrhea, and developing resistance

site has been contaminated, making the surgery more complicated, there may be a need for additional antibiotics after 24 hours. Talk to your doctor to determine how long you should take antibiotics after surgery.

**Surgical Infection Prevention Scores**

<b>Surgery Patients Who Received Preventative Antibiotic(s) One Hour Before Incision</b>	<b>Score</b>
<b>United States Rate</b>	84%
<b>Oklahoma Rate</b>	78%
<b>Hospital Name</b>	
<b>INTEGRIS MAYES COUNTY MEDICAL CENTER</b>	100%
<b>PAULS VALLEY GENERAL HOSPITAL</b>	100%
<b>OKLAHOMA SPINE HOSPITAL</b>	100%
<b>LINDSAY MUNICIPAL HOSPITAL</b>	100%
<b>OKLAHOMA HEART HOSPITAL</b>	100%
<b>LOGAN MEDICAL CENTER</b>	100%
<b>MCALESTER REGIONAL HEALTH CENTER</b>	99%
<b>MERCY HEALTH CENTER, INC</b>	98%
<b>DUNCAN REGIONAL HOSPITAL, INC</b>	98%
<b>BONE AND JOINT HOSPITAL</b>	98%
<b>HENRYETTA MEDICAL CENTER</b>	98%
<b>SOUTHCREST HOSPITAL</b>	98%
<b>INTEGRIS CANADIAN VALLEY REGIONAL HOSPITAL</b>	98%
<b>NORMAN REGIONAL HOSPITAL</b>	97%

ST ANTHONY HOSPITAL	97%
EDMOND MEDICAL CENTER	97%
INTEGRIS BAPTIST MEDICAL CENTER	96%
OKLA CENTER FOR ORTHOPAEDIC & MULTI-SP	96%
INTEGRIS GROVE GENERAL HOSPITAL	95%
NORTHWEST SURGICAL HOSPITAL	95%
COMMUNITY HOSPITAL	95%
VALLEY VIEW REGIONAL HOSPITAL	94%
JACKSON COUNTY MEMORIAL HOSPITAL	94%
MUSKOGEE REGIONAL MEDICAL CENTER	94%
INTEGRIS CLINTON REGIONAL HOSPITAL	94%
MCCURTAIN MEMORIAL HOSPITAL	94%
INTEGRIS SOUTHWEST MEDICAL CENTER	94%
CARL ALBERT INDIAN HEALTH FACILITY	94%
INTEGRIS BASS BAPTIST HEALTH CENTER	93%
SAINT FRANCIS HOSPITAL, INC	93%
ST JOHN MEDICAL CENTER, INC	93%
MCBRIDE CLINIC ORTHOPEDIC HOSPITAL, L L C	93%
INTEGRIS BAPTIST REG HEALTH CENTER	92%
MEDICAL CENTER OF SOUTHEASTERN OKLAHOMA	91%
ST MARY'S REGIONAL MEDICAL CENTER	91%
MERCY MEMORIAL HEALTH CENTER	91%
O U MEDICAL CENTER	91%
SAINT FRANCIS HOSPITAL SOUTH	91%
WOODWARD REGIONAL HOSPITAL	90%
PONCA CITY MEDICAL CENTER	90%
CLAREMORE REGIONAL HOSPITAL	90%
ELKVIEW GENERAL HOSPITAL	90%
SURGICAL HOSPITAL OF OKLAHOMA, L L C	90%
HILLCREST MEDICAL CENTER	89%
JANE PHILLIPS MEDICAL CENTER	89%
GRADY MEMORIAL HOSPITAL	89%
CUSHING REGIONAL HOSPITAL	89%
UNITY HEALTH CENTER	89%
MIDWEST REGIONAL MEDICAL CENTER	87%
DEACONESS HOSPITAL	86%
LAKESIDE WOMEN'S HOSPITAL	86%
COMANCHE COUNTY MEMORIAL HOSPITAL	85%
GREAT PLAINS REGIONAL MEDICAL CENTER	82%
INTEGRIS BLACKWELL REGIONAL HOSPITAL	82%
CLAREMORE INDIAN HOSPITAL	79%



STILLWATER MEDICAL CENTER	78%
OKLAHOMA STATE UNIVERSITY MEDICAL CENTER	74%
OKLAHOMA SURGICAL HOSPITAL, LLC	74%
PARKVIEW HOSPITAL	73%
W W HASTINGS INDIAN HOSPITAL	73%
ORTHOPEDIC HOSPITAL	73%
ST JOHN OWASSO	72%
NEWMAN MEMORIAL HOSPITAL	67%
BAILEY MEDICAL CENTER, L L C	67%
USPHS LAWTON INDIAN HOSPITAL	64%
SOUTHWESTERN MEDICAL CENTER	63%
PUSHMATAHA CTY-TN OF ANTLERS HOSP AUTH	62%
SOUTHWESTERN REGIONAL MEDICAL CENTER	61%
OKMULGEE MEMORIAL HOSPITAL	58%
DRUMRIGHT REGIONAL HOSPITAL	57%
TAHLEQUAH CITY HOSPITAL	56%
MEMORIAL HOSPITAL OF STILWELL	50%
TULSA SPINE & SPECIALTY HOSPITAL	50%
EASTERN OKLAHOMA MEDICAL CENTER	48%
CHOCTAW NATION HEALTH SER AUTHORITY	44%
PURCELL MUNICIPAL HOSPITAL	40%
MEMORIAL HOSPITAL OF TEXAS COUNTY	36%
CRAIG GENERAL HOSPITAL	25%
CHOCTAW MEMORIAL HOSPITAL	20%
SHARE MEMORIAL HOSPITAL	17%
WAGONER COMMUNITY HOSPITAL	0%
FOUNDATION BARIATRIC HOSPITAL OF OKLAHOMA	0%
INTEGRIS MARSHALL COUNTY MEDICAL CENTER	0%
OKEENE MUNICIPAL HOSPITAL	0%

<b>Surgery Patients Whose Preventative Antibiotic(s) are Stopped Within 24 hours After Surgery</b>	<b>Score</b>
United States Rate	82%
Oklahoma Rate	84%
<b>Hospital Name</b>	
NEWMAN MEMORIAL HOSPITAL	100%
INTEGRIS MAYES COUNTY MEDICAL CENTER	100%
EASTERN OKLAHOMA MEDICAL CENTER	100%
OKMULGEE MEMORIAL HOSPITAL	100%
PUSHMATAHA CTY-TN OF ANTLERS HOSP AUTH	100%

<b>CHOCTAW MEMORIAL HOSPITAL</b>	100%
<b>PURCELL MUNICIPAL HOSPITAL</b>	100%
<b>WAGONER COMMUNITY HOSPITAL</b>	100%
<b>USPHS LAWTON INDIAN HOSPITAL</b>	100%
<b>CHOCTAW NATION HEALTH SER AUTHORITY</b>	100%
<b>MEMORIAL HOSPITAL OF STILWELL</b>	100%
<b>LAKESIDE WOMEN'S HOSPITAL</b>	100%
<b>OKLAHOMA SPINE HOSPITAL</b>	100%
<b>LINDSAY MUNICIPAL HOSPITAL</b>	100%
<b>LOGAN MEDICAL CENTER</b>	100%
<b>INTEGRIS MARSHALL COUNTY MEDICAL CENTER</b>	100%
<b>OKEENE MUNICIPAL HOSPITAL</b>	100%
<b>MCBRIDE CLINIC ORTHOPEDIC HOSPITAL, L L C</b>	98%
<b>INTEGRIS BASS BAPTIST HEALTH CENTER</b>	97%
<b>BONE AND JOINT HOSPITAL</b>	97%
<b>CLAREMORE INDIAN HOSPITAL</b>	95%
<b>PONCA CITY MEDICAL CENTER</b>	94%
<b>NORMAN REGIONAL HOSPITAL</b>	94%
<b>INTEGRIS GROVE GENERAL HOSPITAL</b>	94%
<b>MEMORIAL HOSPITAL OF TEXAS COUNTY</b>	94%
<b>SOUTHCREST HOSPITAL</b>	94%
<b>COMMUNITY HOSPITAL</b>	94%
<b>OKLAHOMA HEART HOSPITAL</b>	94%
<b>SAINT FRANCIS HOSPITAL SOUTH</b>	94%
<b>MEDICAL CENTER OF SOUTHEASTERN OKLAHOMA</b>	93%
<b>INTEGRIS BAPTIST MEDICAL CENTER</b>	93%
<b>ST ANTHONY HOSPITAL</b>	93%
<b>CLAREMORE REGIONAL HOSPITAL</b>	93%
<b>CUSHING REGIONAL HOSPITAL</b>	93%
<b>MERCY HEALTH CENTER, INC</b>	92%
<b>ST MARY'S REGIONAL MEDICAL CENTER</b>	92%
<b>DEACONESS HOSPITAL</b>	92%
<b>GRADY MEMORIAL HOSPITAL</b>	92%
<b>INTEGRIS BLACKWELL REGIONAL HOSPITAL</b>	91%
<b>W W HASTINGS INDIAN HOSPITAL</b>	91%
<b>INTEGRIS CANADIAN VALLEY REGIONAL HOSPITAL</b>	91%
<b>INTEGRIS BAPTIST REG HEALTH CENTER</b>	90%
<b>MCALESTER REGIONAL HEALTH CENTER</b>	90%
<b>O U MEDICAL CENTER</b>	89%
<b>MUSKOGEE REGIONAL MEDICAL CENTER</b>	88%
<b>ST JOHN MEDICAL CENTER, INC</b>	88%

CARL ALBERT INDIAN HEALTH FACILITY	88%
OKLAHOMA SURGICAL HOSPITAL, LLC	88%
STILLWATER MEDICAL CENTER	87%
WOODWARD REGIONAL HOSPITAL	86%
UNITY HEALTH CENTER	86%
MERCY MEMORIAL HEALTH CENTER	85%
GREAT PLAINS REGIONAL MEDICAL CENTER	84%
MCCURTAIN MEMORIAL HOSPITAL	84%
INTEGRIS SOUTHWEST MEDICAL CENTER	84%
OKLAHOMA STATE UNIVERSITY MEDICAL CENTER	83%
SHARE MEMORIAL HOSPITAL	83%
PAULS VALLEY GENERAL HOSPITAL	82%
ST JOHN OWASSO	82%
PARKVIEW HOSPITAL	80%
MIDWEST REGIONAL MEDICAL CENTER	80%
EDMOND MEDICAL CENTER	80%
SOUTHWESTERN MEDICAL CENTER	79%
HENRYETTA MEDICAL CENTER	79%
JANE PHILLIPS MEDICAL CENTER	78%
SAINT FRANCIS HOSPITAL, INC	78%
JACKSON COUNTY MEMORIAL HOSPITAL	77%
VALLEY VIEW REGIONAL HOSPITAL	73%
INTEGRIS CLINTON REGIONAL HOSPITAL	73%
COMANCHE COUNTY MEMORIAL HOSPITAL	73%
ORTHOPEDIC HOSPITAL	73%
DUNCAN REGIONAL HOSPITAL, INC	71%
HILLCREST MEDICAL CENTER	70%
ELKVIEW GENERAL HOSPITAL	70%
NORTHWEST SURGICAL HOSPITAL	70%
BAILEY MEDICAL CENTER, L L C	70%
OKLA CENTER FOR ORTHOPAEDIC & MULTI-SP	68%
TAHLEQUAH CITY HOSPITAL	63%
SURGICAL HOSPITAL OF OKLAHOMA, L L C	57%
TULSA SPINE & SPECIALTY HOSPITAL	50%
DRUMRIGHT REGIONAL HOSPITAL	41%
CRAIG GENERAL HOSPITAL	25%
SOUTHWESTERN REGIONAL MEDICAL CENTER	0%
FOUNDATION BARIATRIC HOSPITAL OF OKLAHOMA	0%

# Public Report AHRQ Patient Safety Indicators

The Agency for Healthcare Research and Quality (AHRQ) Patient Safety Indicators have been outlined in HB 2842 as the measures used to screen for adverse events that patients experience as a result of exposure to the health care system; these events are likely amenable to prevention by changes at the system or provider level. The Patient Safety Indicators (PSI) are used with the hospital inpatient discharge data, which is uploaded to the Oklahoma State Department of Health annually. Improving patient safety is a critical part of efforts to provide high quality healthcare in Oklahoma. This report is intended to facilitate such efforts.

The PSIs are a set of measures that can be used with hospital inpatient discharge administrative data to provide perspective on patient safety. This data is taken from the medical record billing ICD-9 codes. Specifically, PSIs screen for

problems that patients experience as a result of exposure to the healthcare system and that are likely amenable to prevention by changes at the healthcare system (hospital) or provider level. These are referred to as complications or adverse events. PSIs are defined for this report as Provider-level Indicators. Provider-level Indicators provide a measure of the potentially preventable complication for patients who received their initial care and the complication of care within the same hospitalization. Provider-level Indicators include only those cases where a secondary diagnosis code flags a potentially preventable complication. To find detail information on the methods of identifying, selecting and evaluating the quality indicators can be accessed at the AHRQ Quality Indicator Web Site:

<http://www.qualityindicators.ahrq.gov>



## Limitations

Due to the limitations of using administrative data many important concerns cannot currently be monitored such as adverse drug events, and using these data tends to favor specific type of indicators. The PSI's mainly focus on surgical indicators rather than medical or psychiatric because medical complications are often difficult to distinguish from co-morbidities that are present on admission. However, the careful use of administrative data

holds promise for screening to target further data collection analysis. In the small hospitals the mathematical formula may be difficult to compute due to sample size or the number of patients (denominator) who have had the procedures. Therefore the charts will be noted to reflect when the denominator for the specific indicator is less than ideal, because the true population at risk could not be identified from the discharge data.

## Data Charts

The hospitals are grouped into peer groups by hospital state licensure and the number of licensed beds. Some hospitals may not be represented since the data is representative of 2006; hospital ownership may have changed and/or closure may have occurred since the data was collected. Also the numbers represented on the charts are the number of patients affected for an event per **1000 patient discharges** or with PSI # 17 through 20 it would be **per 1000 live births**.

It is also important if a hospital does not have incidents of the event then no data is reported therefore the name of the hospital may be displayed without a bar on the chart. Therefore the **lower the bar** is on the chart the fewer events have occurred which is a **favorable representation**. The ultimate goal is to have zero events for each of the Patient Safety Indicators. Also each chart has a line of squares, which is representative of the State rate and triangles, which is representative of the United States rate.

## PSI 3 Decubitus Ulcer

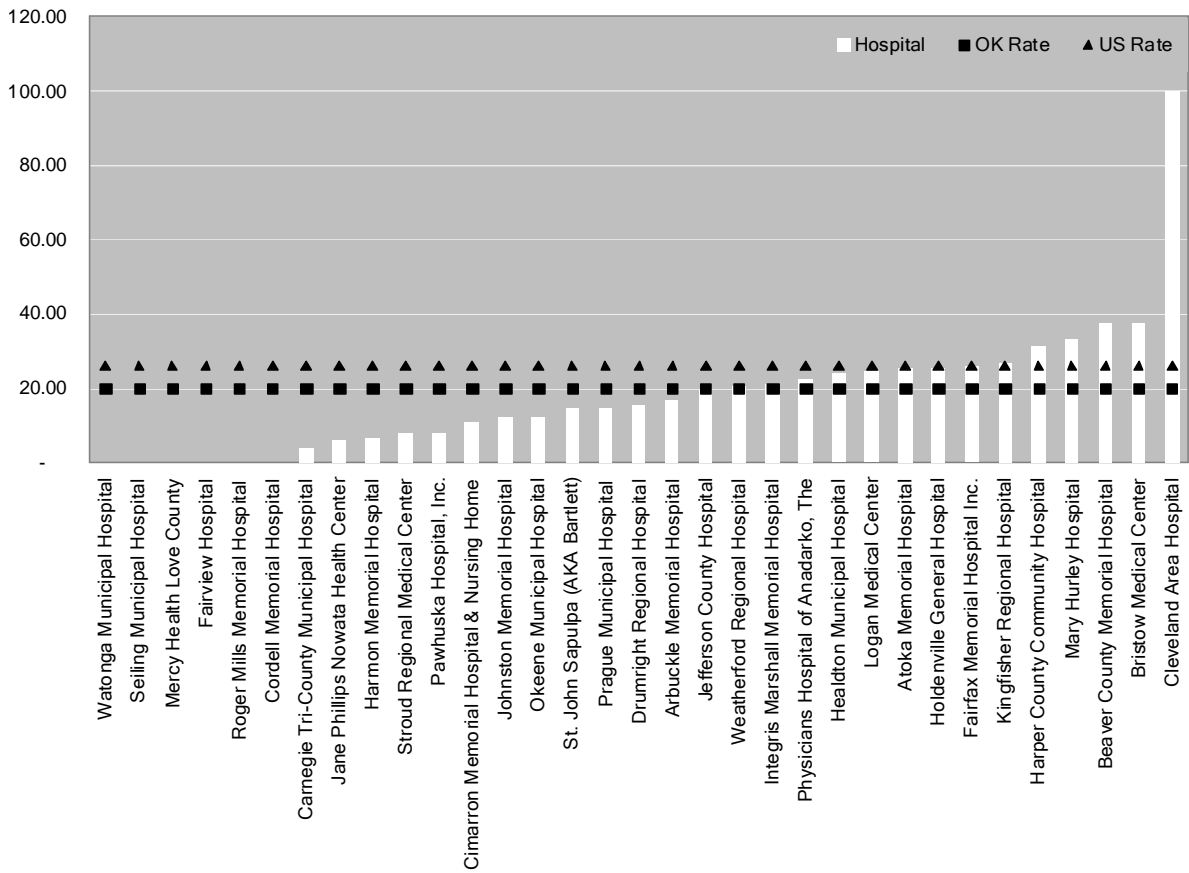
*Definition of PSI: Cases of decubitus ulcer per 1000 discharges with a length of stay greater than 4 days.*  
*Risk Adjustment: Age, sex, DRG, co-morbidity categories*

Skin break down as a result from pressure on the skin, occurs typically in patients during hospital recovery or whose mobility is limited in bed. This indicator is intended to flag cases of in-hospital decubitus ulcers. Its definition is limited to decubitus ulcer as a secondary diagnosis to better screen out cases that may be present on admission. In addition,

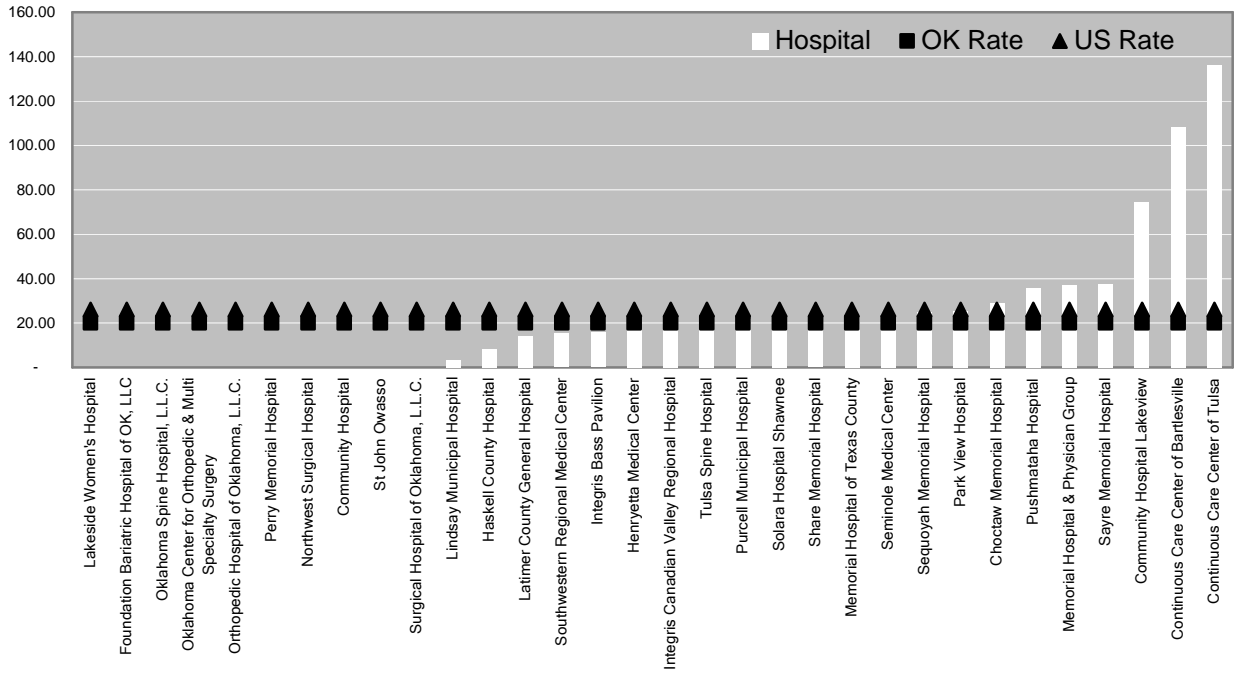
this indicator excludes patients who have a length of stay of 4 days or less, as it is unlikely that a decubitus ulcer would develop within this period of time. Finally, this indicator excludes patients, who are particularly susceptible to decubitus ulcer, namely patients with major skin disorder and paralysis.

- Hospitals with \*\* Numerator less than 5 and denominator over 30
- Hospitals with ## Denominator less than 30
- Hospitals without numbers had no data to report.

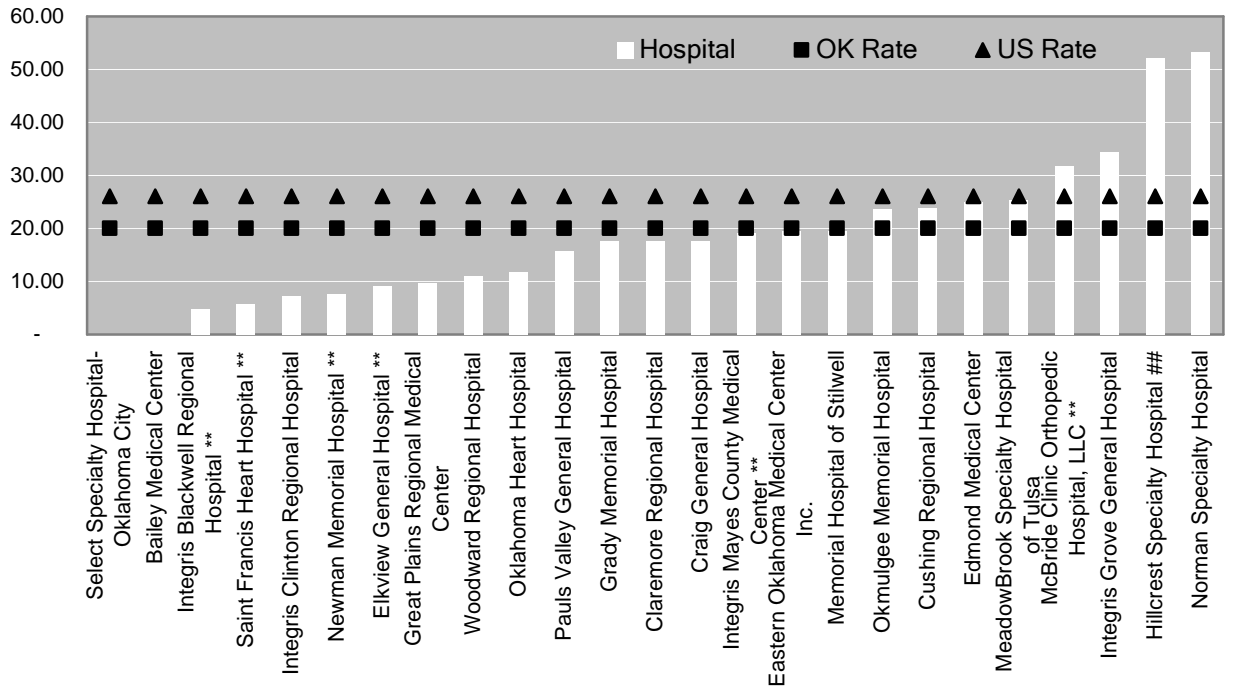
## Critical Access Hospitals and Less than 50 Beds



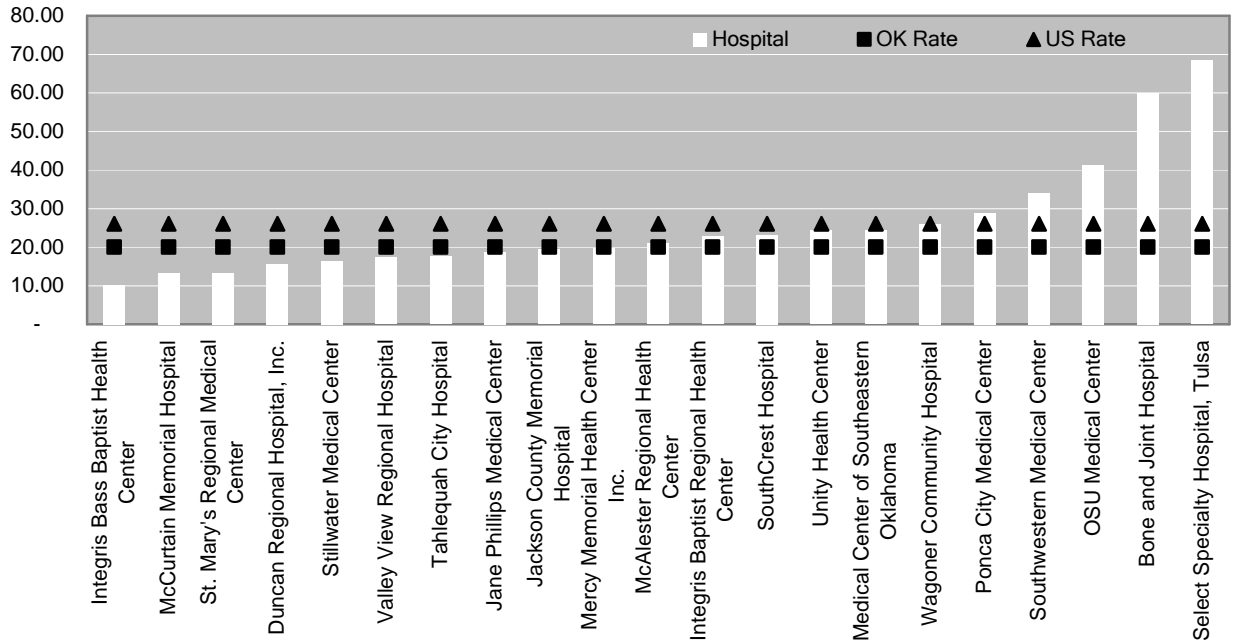
## Medical Surgical Hospitals Licensed for less than 50 Beds



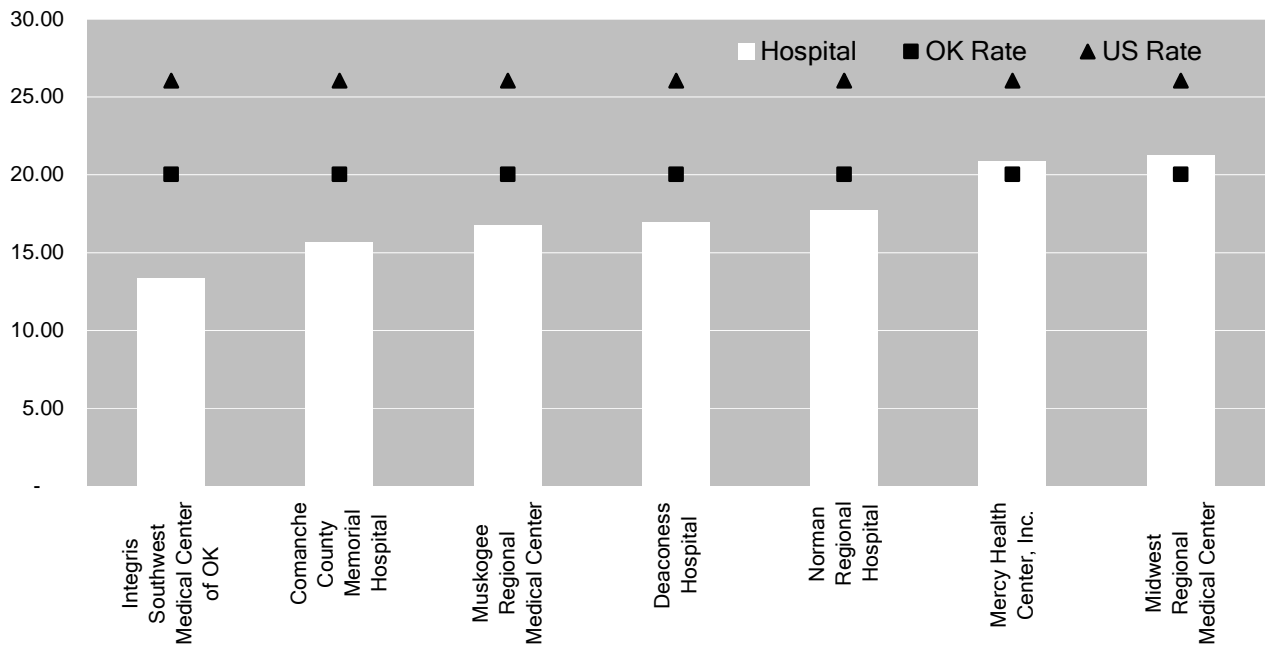
## Medical Surgical Hospitals Licensed for 50 to 99 Beds



### Medical Surgical Hospitals Licensed 100 to 249 Beds

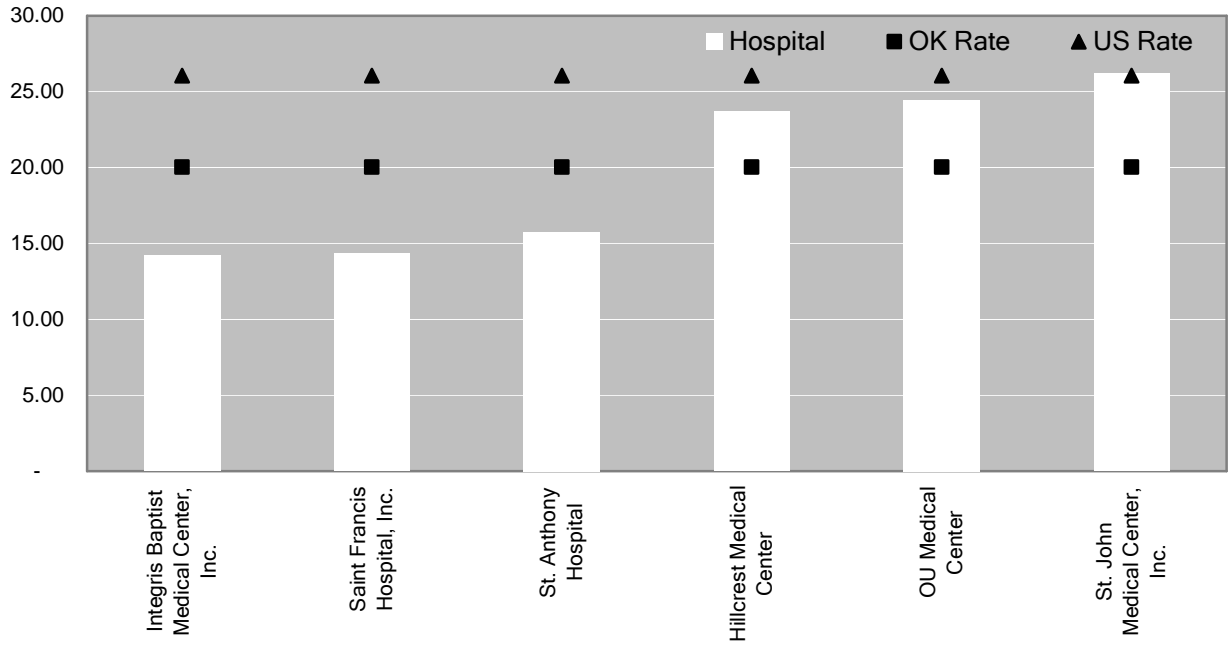


### Medical Surgical Hospitals Licensed 250 to 499 Beds

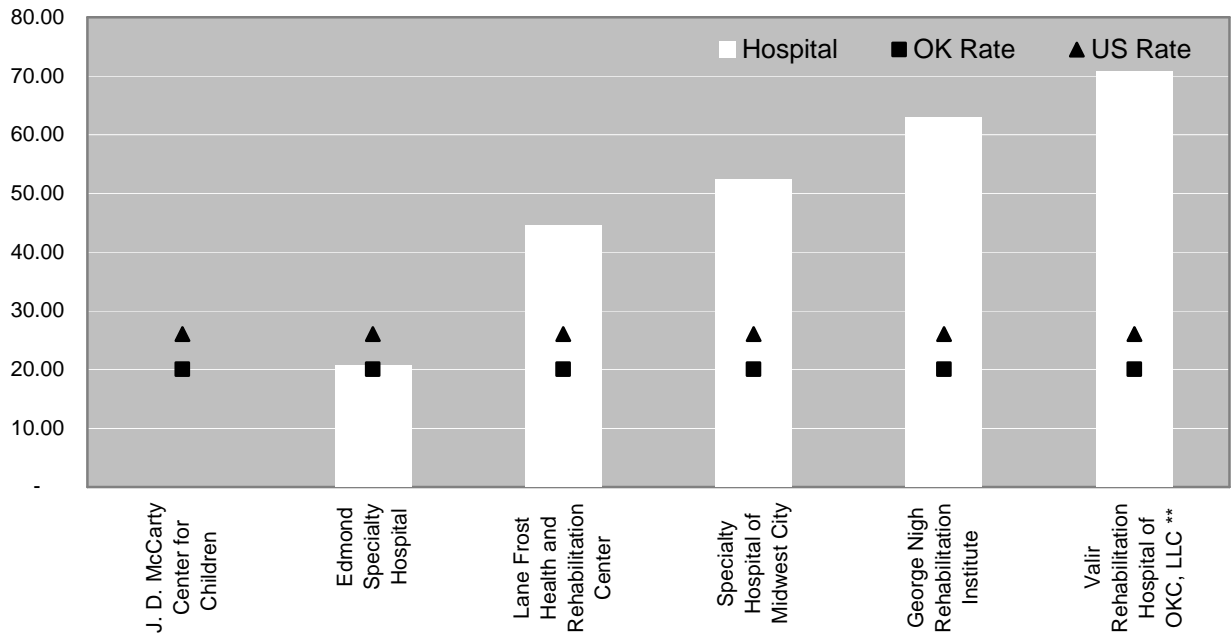




### Medical Surgical Hospitals Licensed over 500 Beds



### Rehabilitation Hospitals



## PSI 6 Iatrogenic Pneumothorax

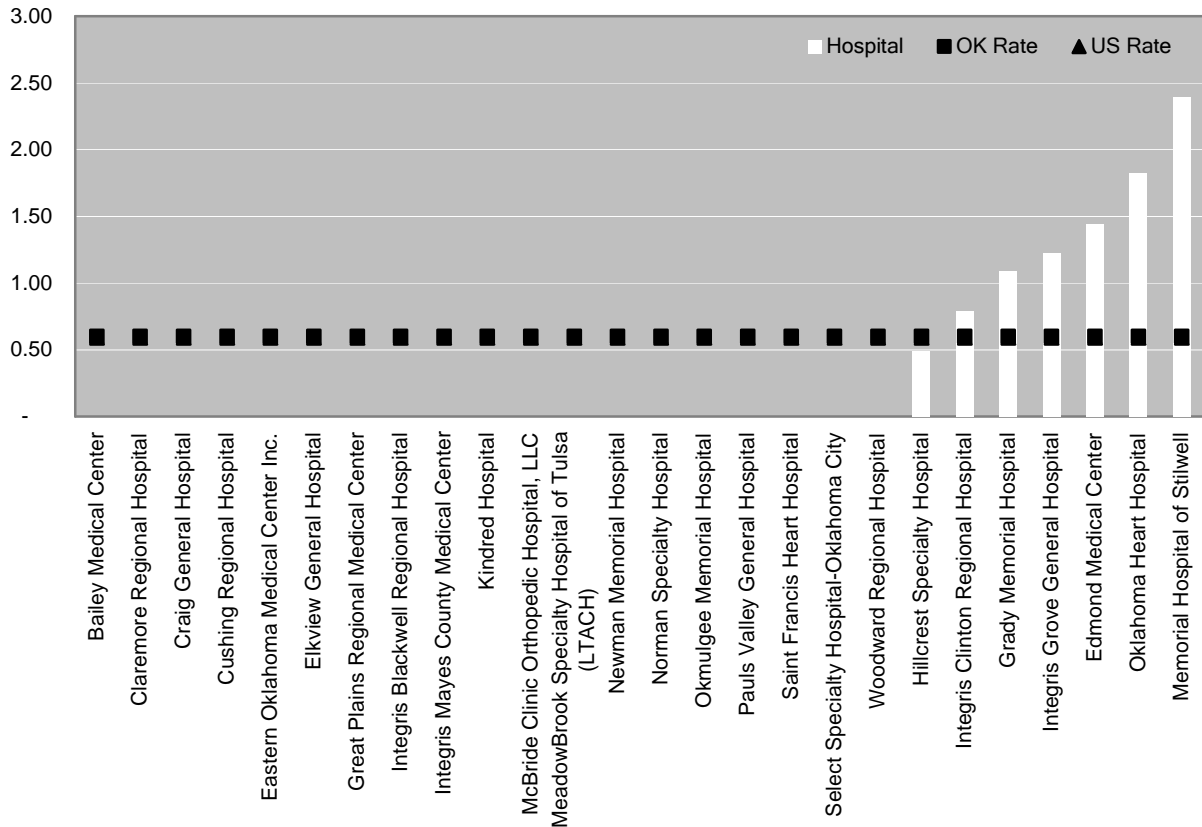
*Definition of PSI: Cases of iatrogenic pneumothorax per 1,000 discharges. Risk adjustment for age, sex, DRG, co-morbidity categories.*

An adverse condition caused by treatment by any health professional where a leak in the lung causes air to accumulate in the space around the lung (pleural cavity). This prevents the lung from expanding fully and hence a partial lung collapse occurs. For example, a doctor may accidentally puncture the lung during a surgical operation. This indicator is intended to flag cases of

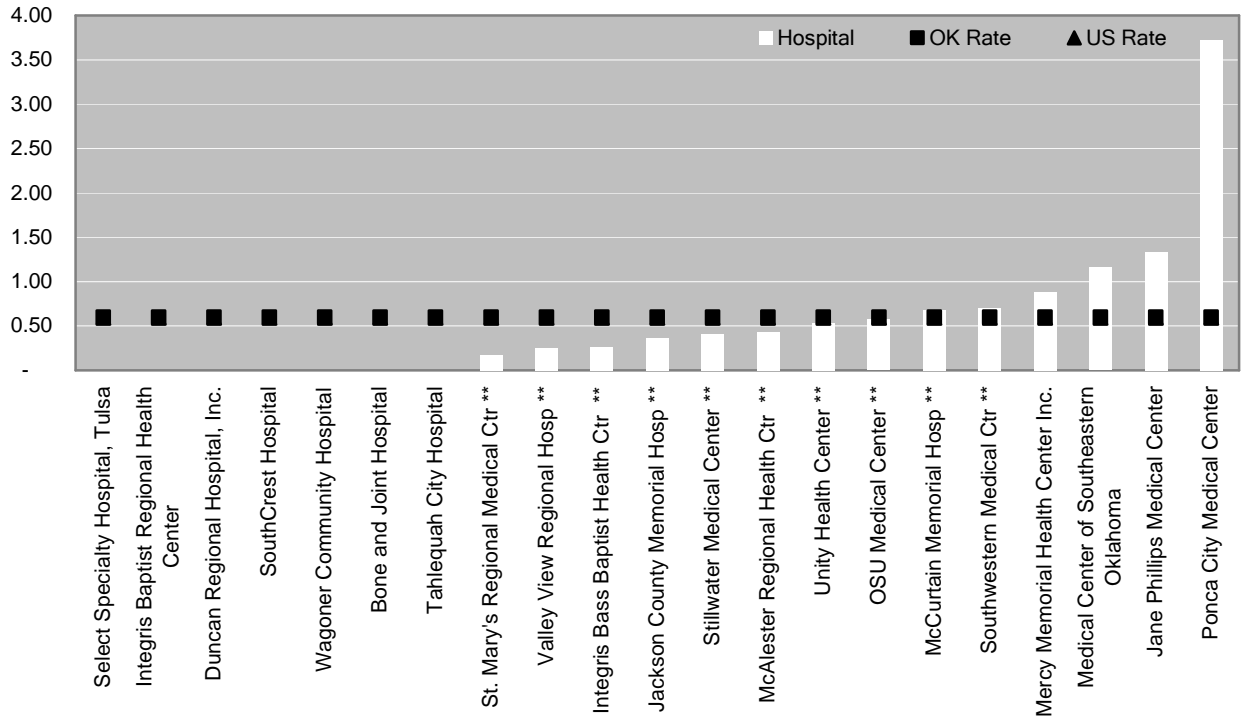
pneumothorax caused by medical care. Iatrogenic pneumothorax excludes all trauma patients because these patients may be more susceptible to non-preventable iatrogenic pneumothorax or may be miscoded for traumatic pneumothorax.

- Hospitals with \*\* Numerator less than 5 and denominator over 30
- Hospitals with ### Denominator less than 30
- Hospitals without numbers had no data to report.

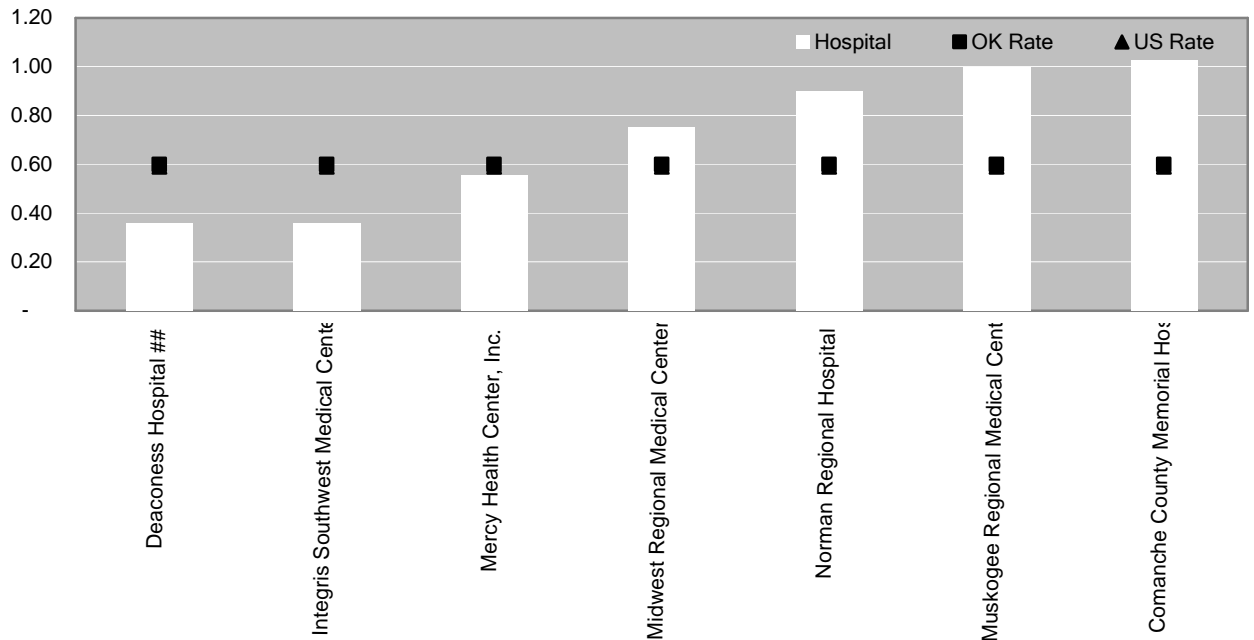
## Medical Surgical Hospitals Licensed for 50 to 99 Beds



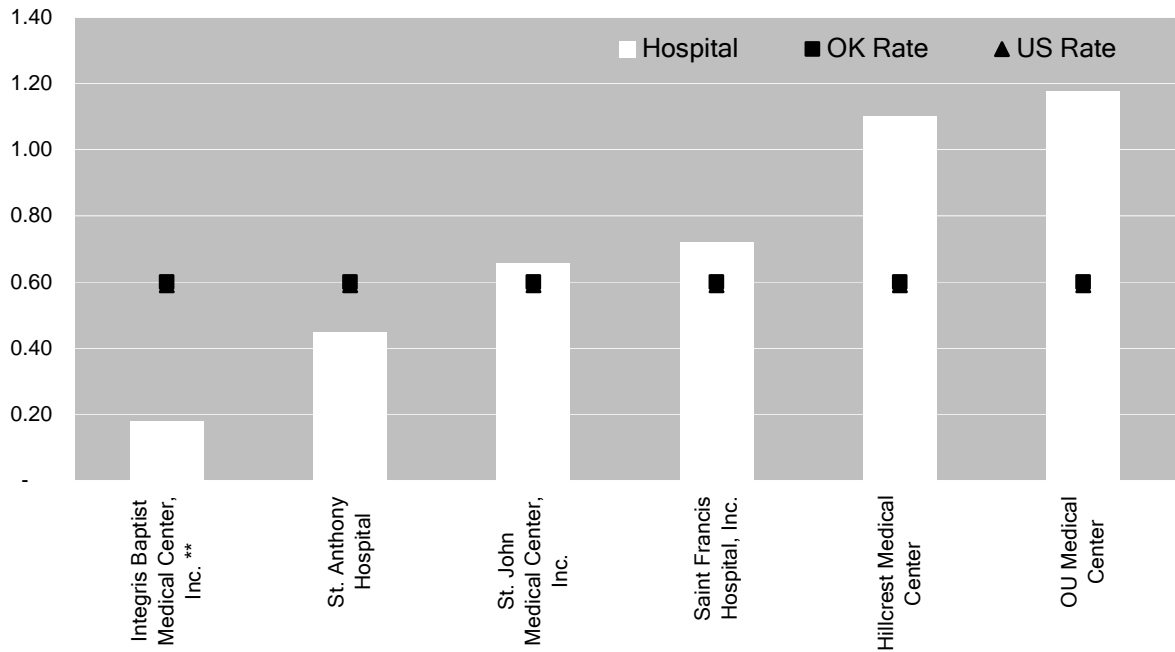
### Medical Surgical Hospitals Licensed 100 to 249 Beds



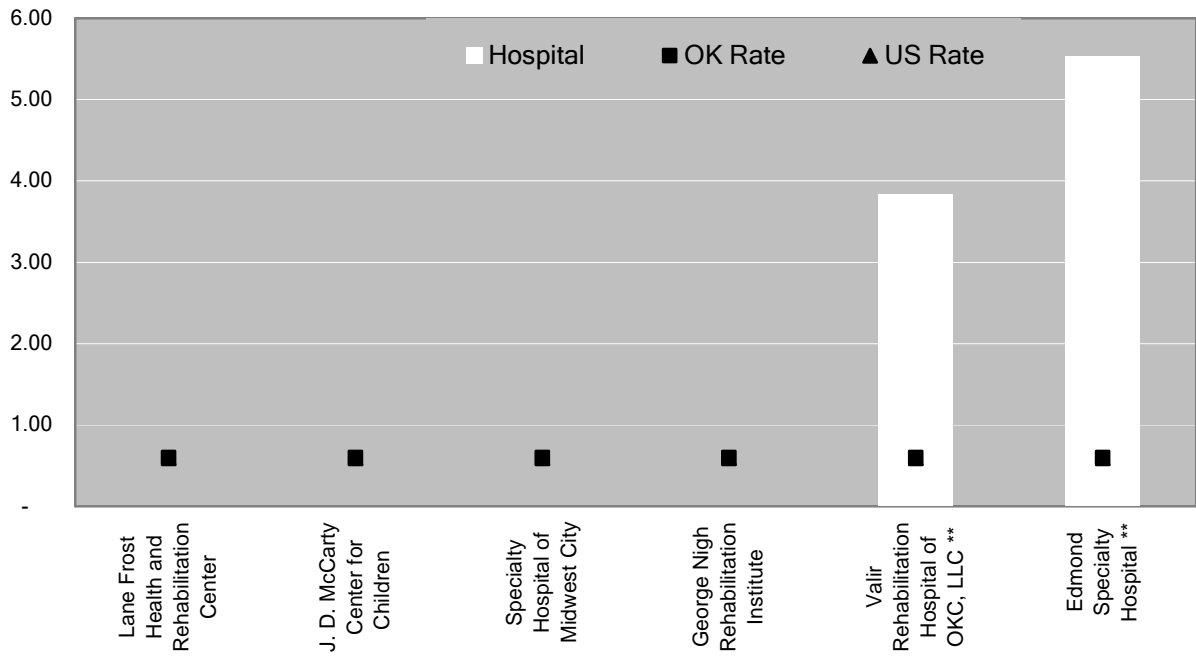
### Medical Surgical Hospitals Licensed 250 to 499 Beds



### Medical Surgical Hospitals Licensed over 500 Beds



### Rehabilitation Hospitals



## PSI 7 Selected Infections Due to Medical Care

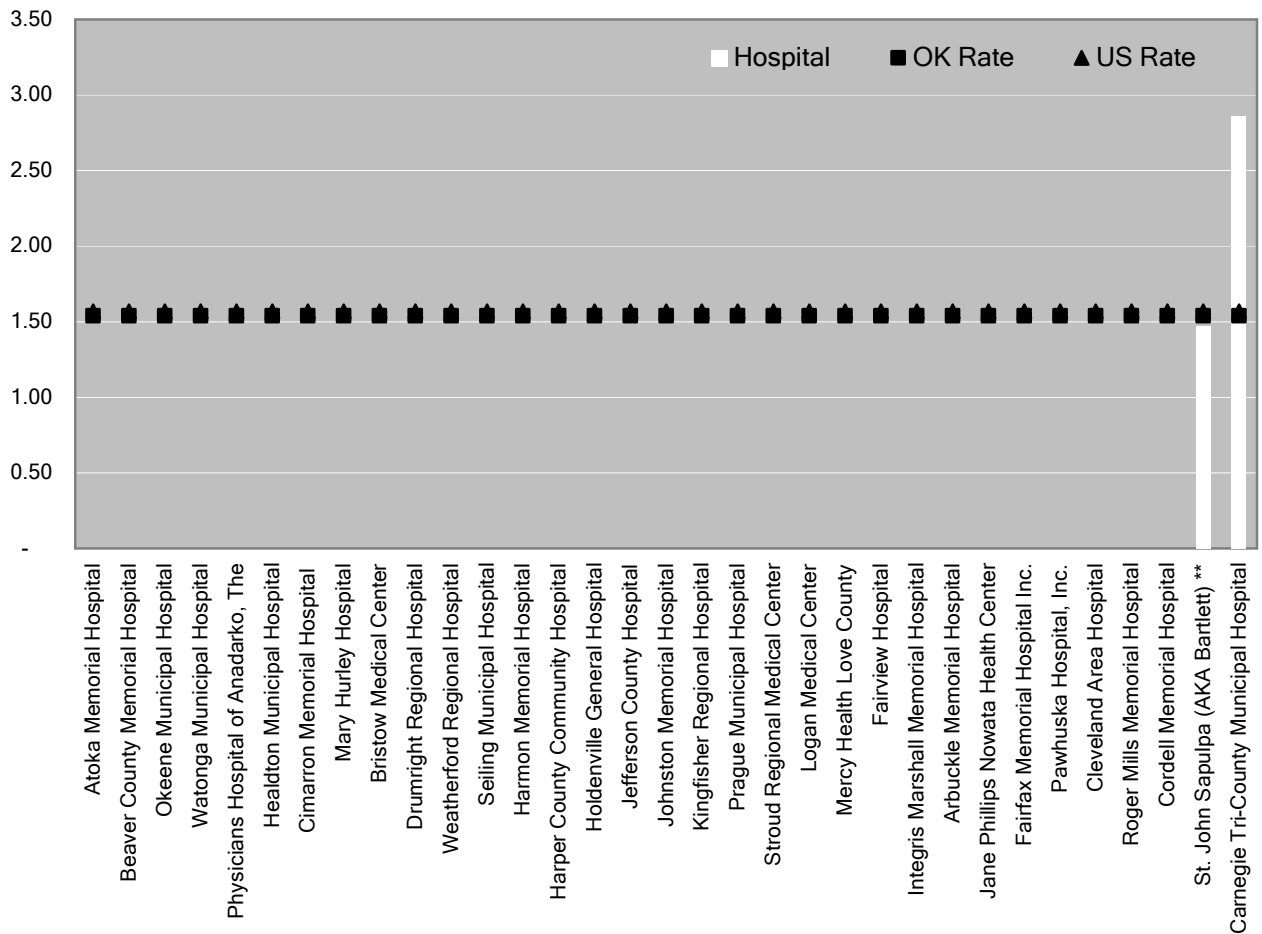
*Definition of PSI: Cases of ICD-9-CM codes 9993-99662 per 1,000 discharges. Risk adjusted by age, sex, DRG and co-morbidity categories.*

A patient gets an infection in an intravenous line and/or catheters during a hospital stay as a result of insertion technique of the medical staff. This indicator is intended to flag cases of infection due to medical care, primarily those related to

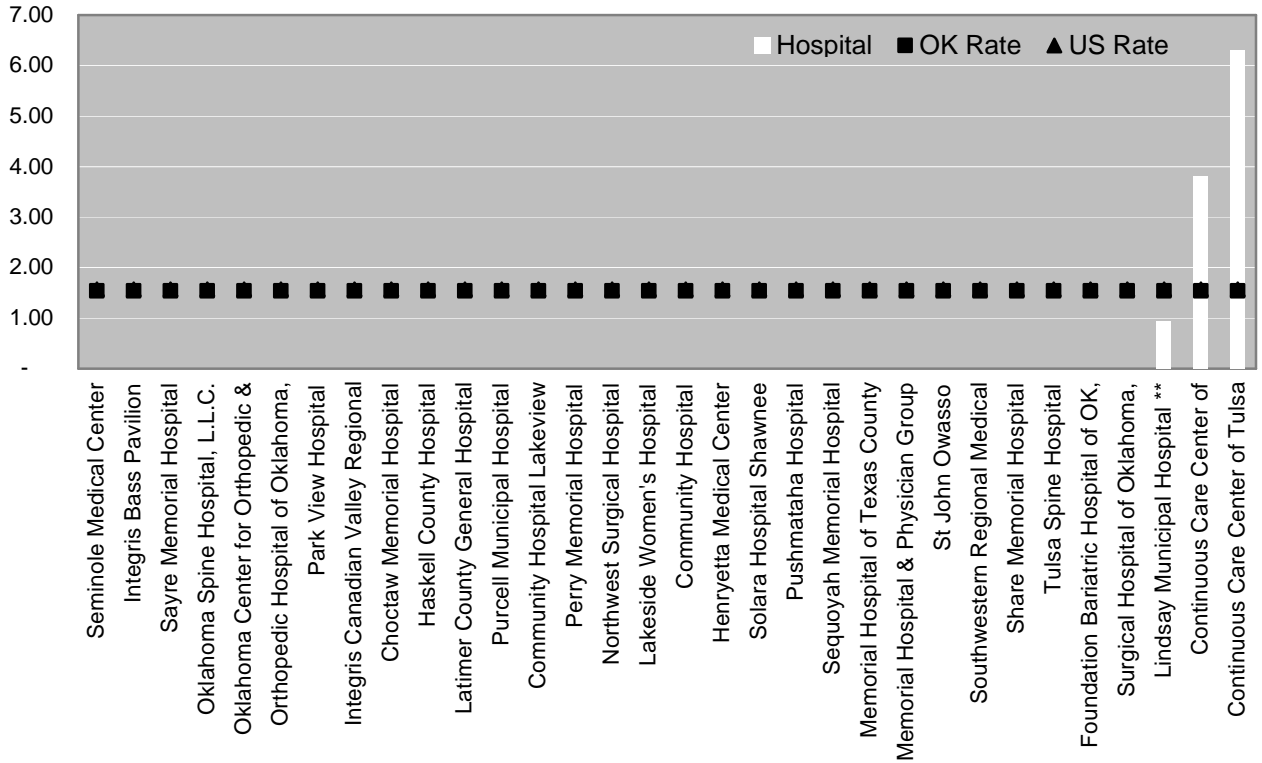
intravenous (IV) lines and catheters. Patients with potential immunocompromised states such as AIDS, cancer, and transplant are excluded, as they may be more susceptible to such infections.

- Hospitals with \*\* Numerator less than 5 and denominator over 30
- Hospitals with ## Denominator less than 30
- Hospitals without numbers had no data to report.

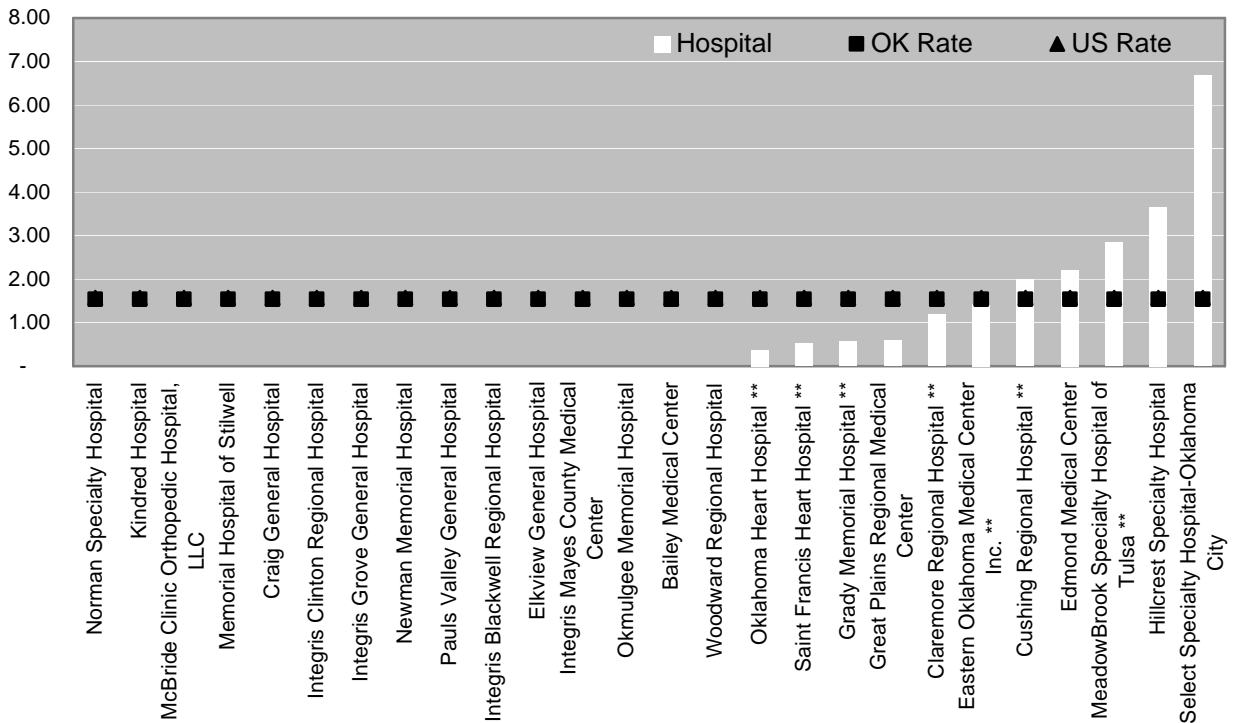
## Critical Access Hospitals



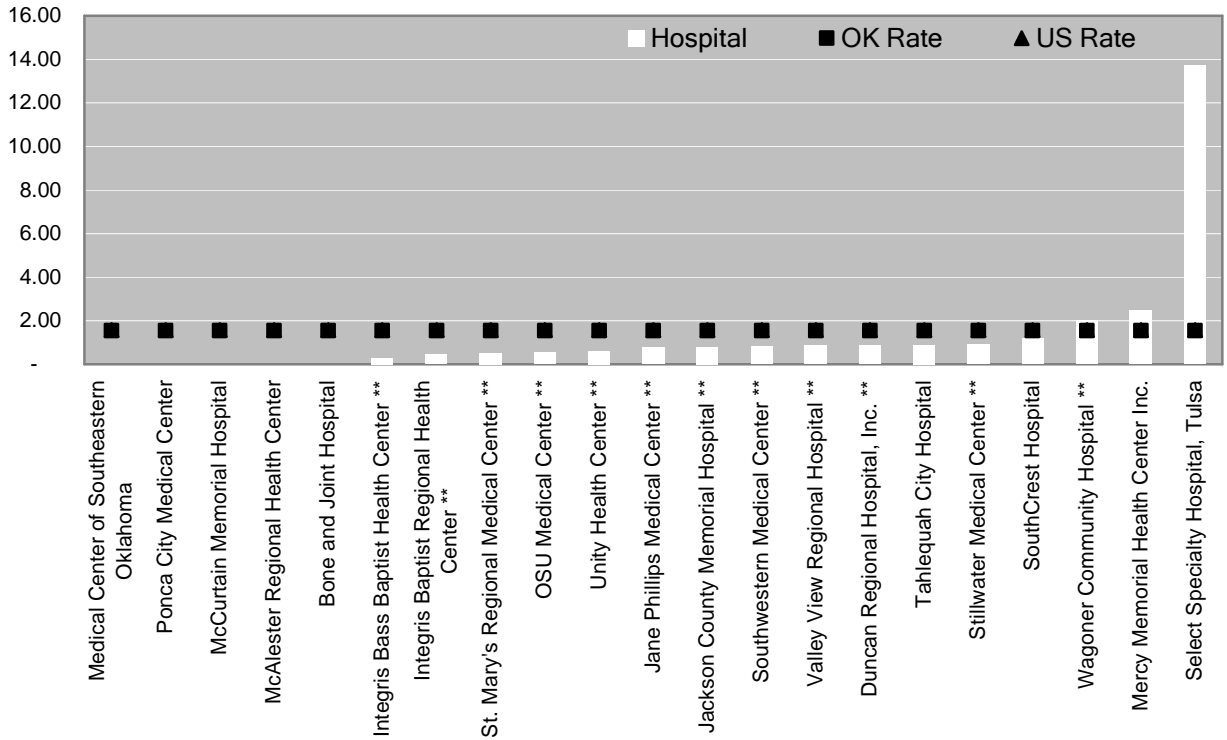
## Medical Surgical Hospitals Licensed for less than 50 Beds



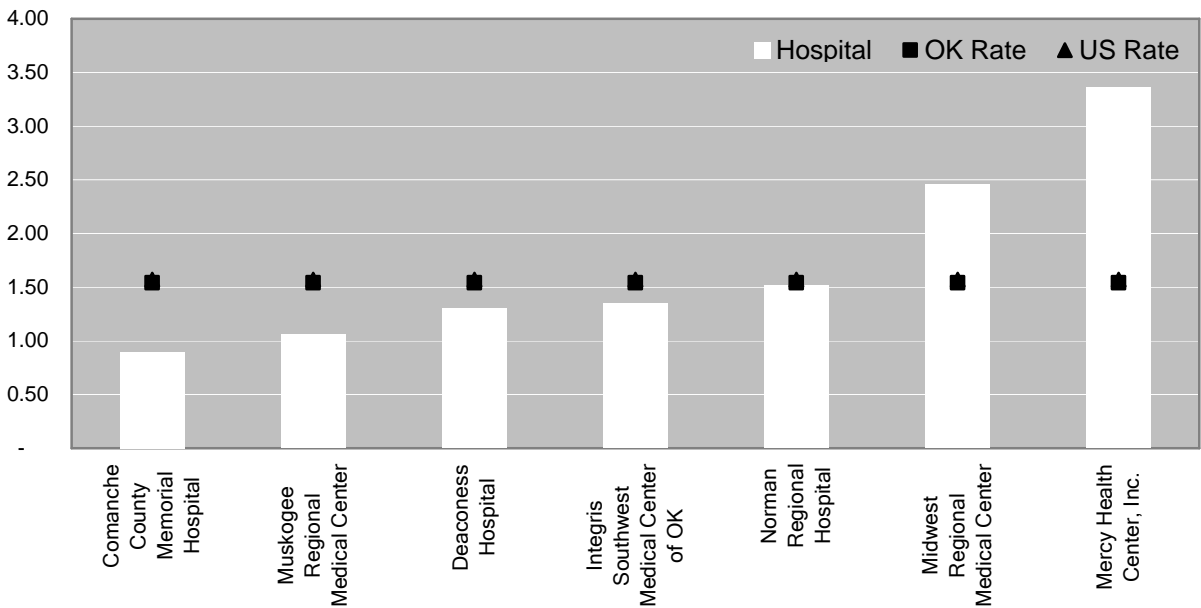
## Medical Surgical Hospitals Licensed for 50 to 99 Beds



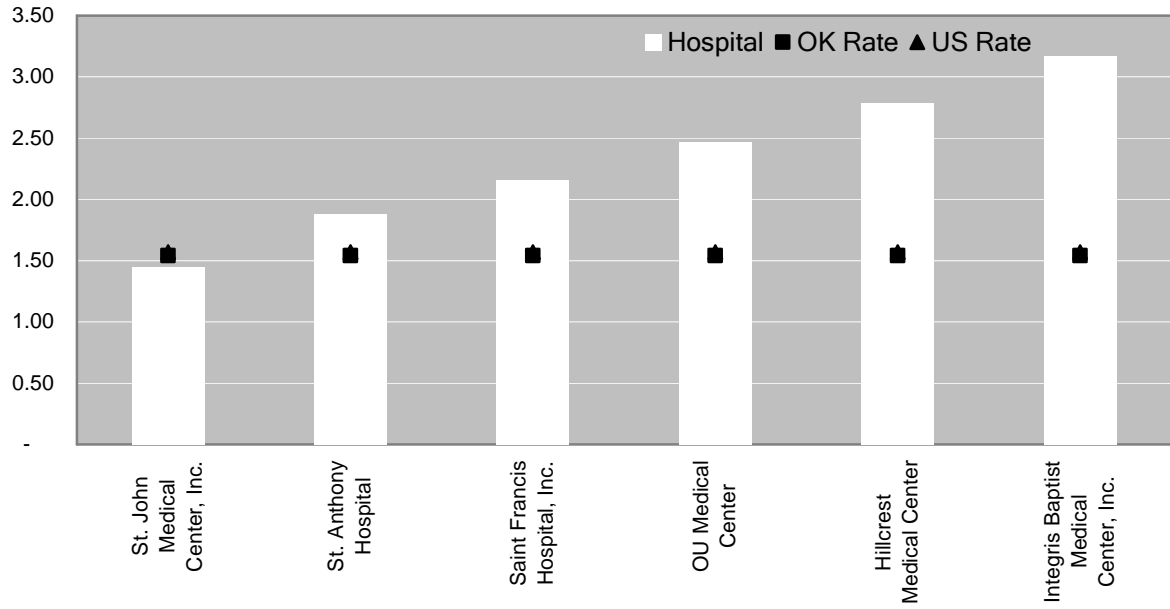
### Medical Surgical Hospitals Licensed 100 to 249 Beds



### Medical Surgical Hospitals Licensed 250 to 499 Beds



## Medical Surgical Hospitals Licensed over 500 Beds





## PSI 8 Postoperative Hip Fracture

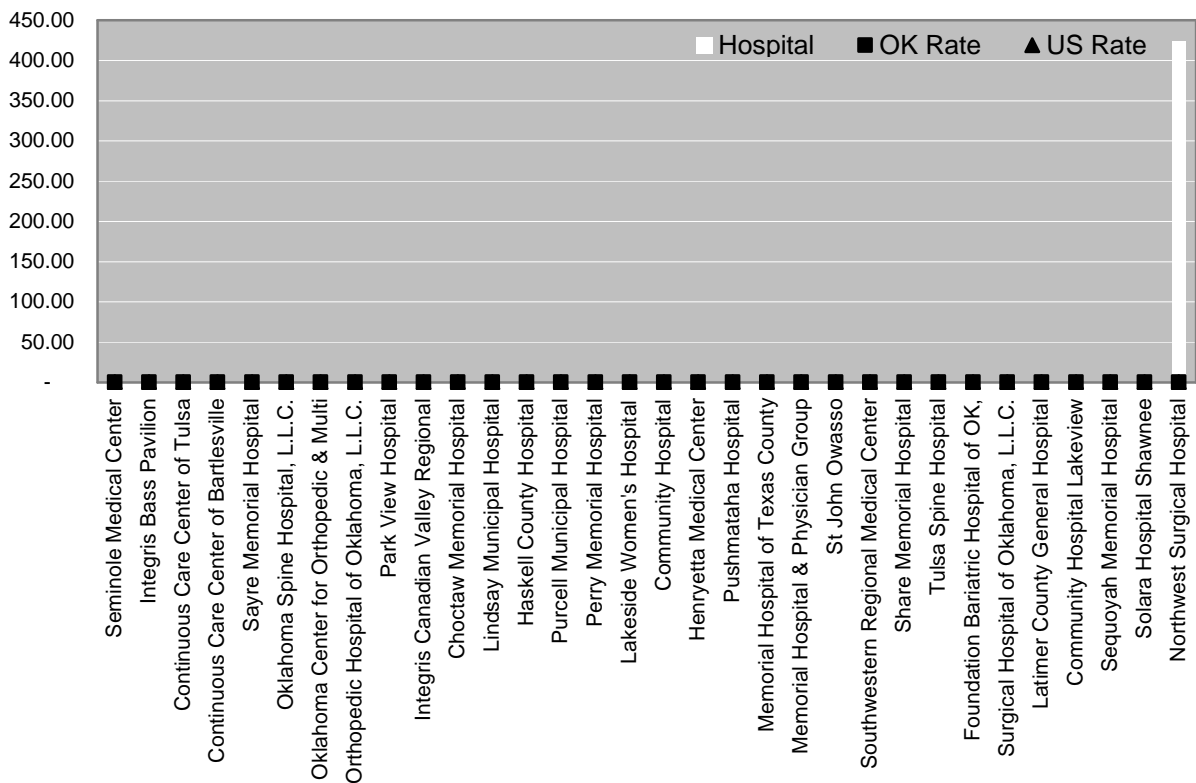
*Definition of PSI: Cases of in-hospital hip fracture per 1,000 surgical discharges with an operating room procedure. Risk adjusted by age, sex, DRG, and co-morbidity categories.*

This event is when a patient while hospitalized as the result of a surgical procedure, has fallen and has fractured a hip. This indicator is intended to capture cases of in-hospital fracture—specifically, hip fractures. It further excludes any patients with musculoskeletal disorders and any patients with indication for trauma or cancer, or a

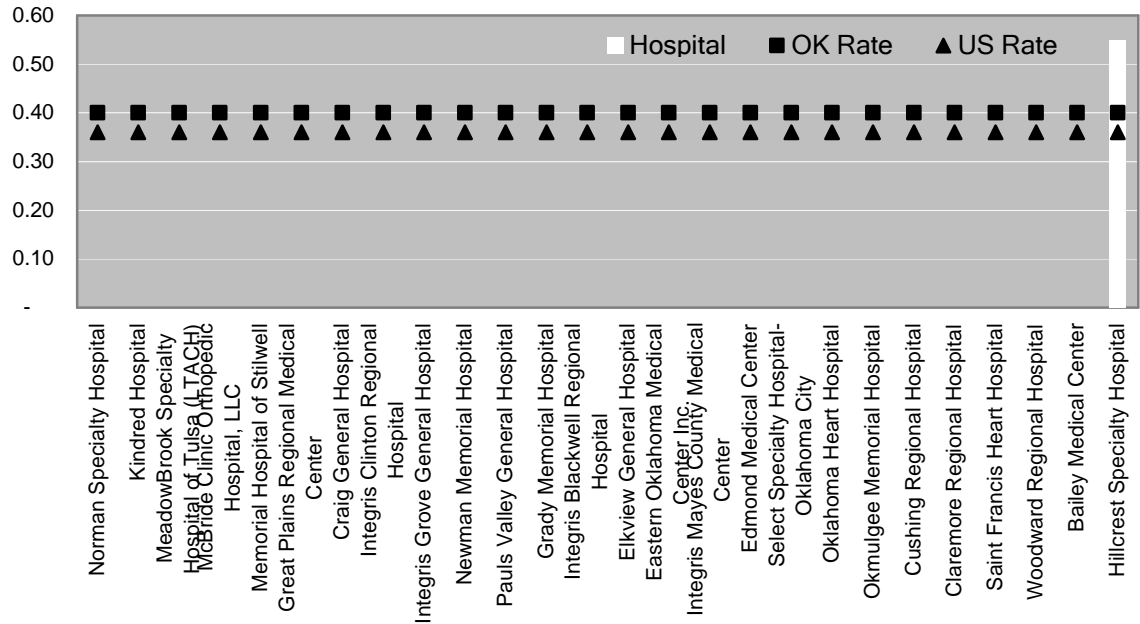
principal diagnosis of seizure, syncope, stroke, coma, cardiac arrest, or poisoning, as these patients may have a fracture present on admission. This indicator is limited to surgical cases since previous research suggested that these previously named medical patients often represent conditions present on admission.

- Hospitals with \*\* Numerator less than 5 and denominator over 30
- Hospitals with ## Denominator less than 30
- Hospitals without numbers had no data to report

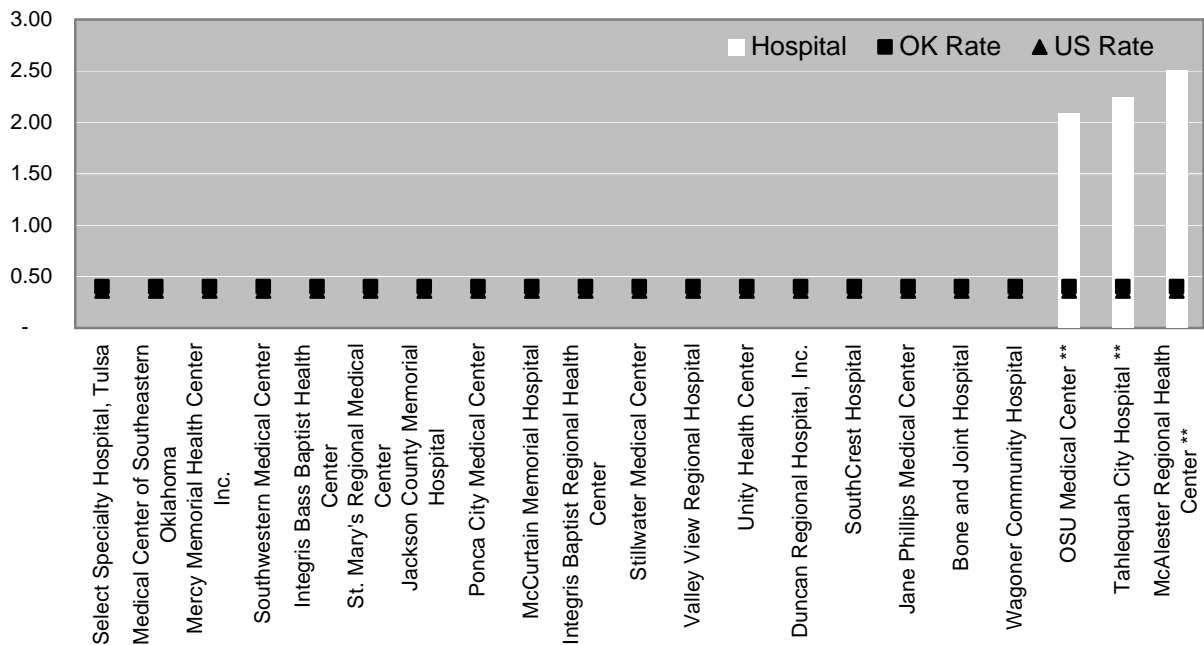
## Medical Surgical Hospitals Licensed for less than 50 Beds



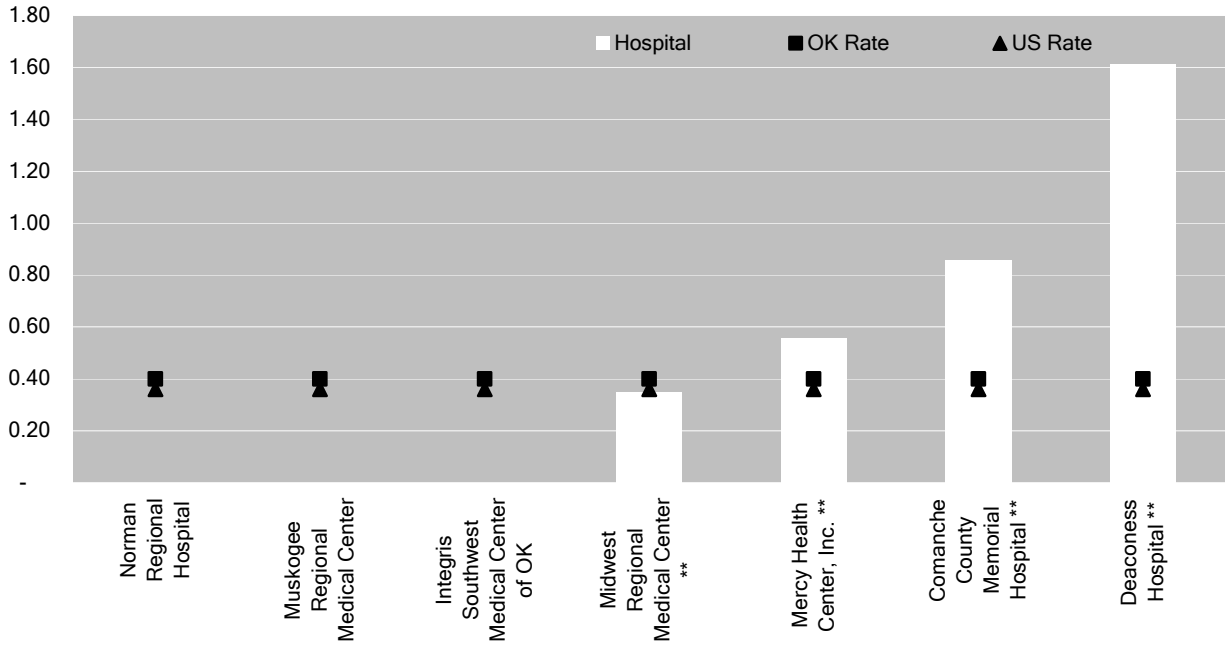
## Medical Surgical Hospitals Licensed for 50 to 99 Beds



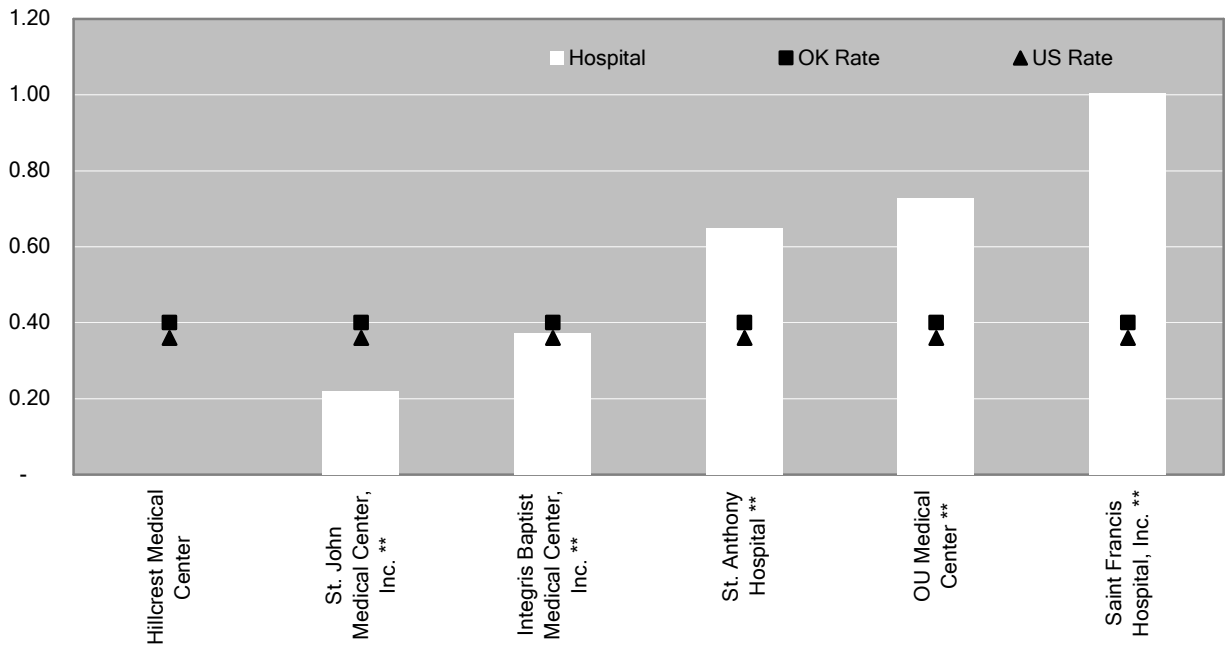
## Medical Surgical Hospitals Licensed 100 to 249 Beds



### Medical Surgical Hospitals Licensed 250 to 499 Beds



### Medical Surgical Hospitals Licensed over 500 Beds



## PSI 12 Postoperative Pulmonary Embolism or Deep Vein Thrombosis

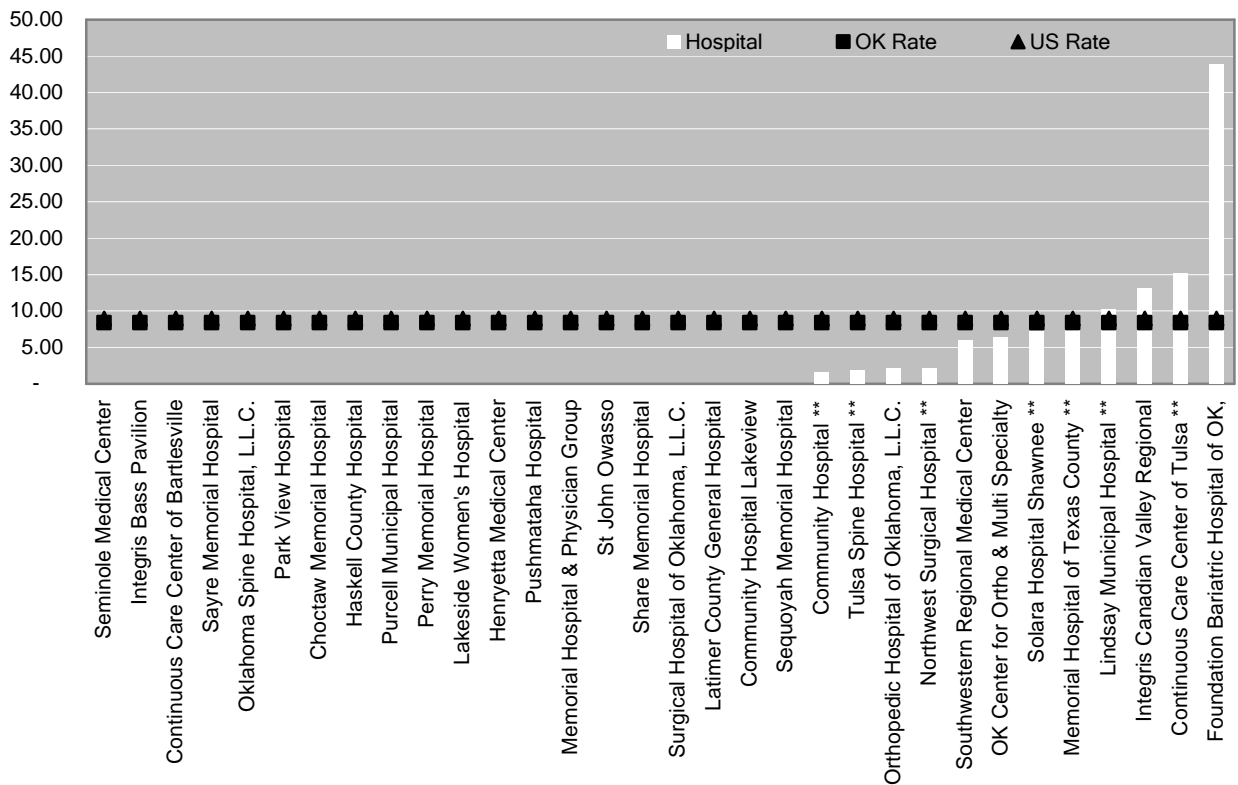
*Definition of PSI: Cases of deep vein thrombosis (DVT) or pulmonary embolism (PE) per 1,000 surgical discharges with an operating room procedure. Risk adjusted by age, sex, DRG, and co-morbidity categories.*

Deep vein thrombosis is a blood clot in a deep vein. The blood clot commonly occurs in the deeper veins in the thigh or calf but may occur in the deep veins of the arms. A blood clot is also called a thrombus. The condition can be very painful and can lead to serious complications. Pulmonary embolism is a blocked lung blood vessel often from a blood

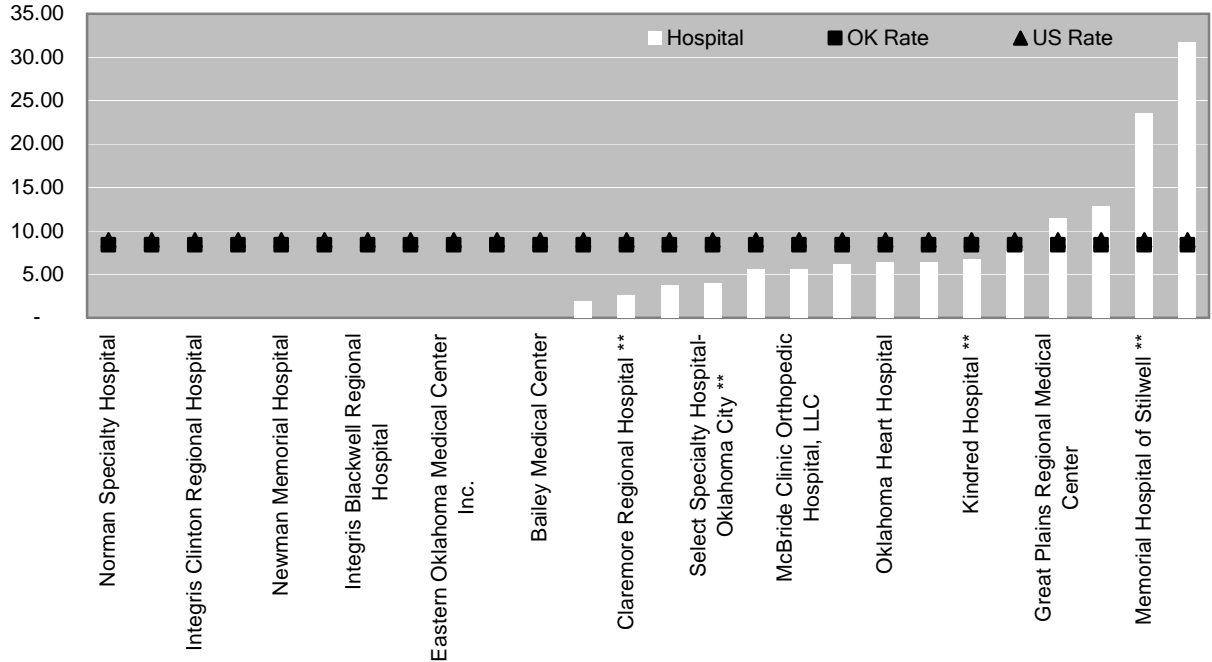
clot. This indicator is intended to capture cases of postoperative venous thromboses and embolism - specifically, pulmonary embolism and deep venous thrombosis. It further excludes patients who have principal diagnosis of deep vein thrombosis, as these patients are likely to have a pulmonary embolism/deep vein thrombosis present on admission.

- Hospitals with \*\* Numerator less than 5 and denominator over 30
- Hospitals with ## Denominator less than 30
- Hospitals without numbers had no data to report

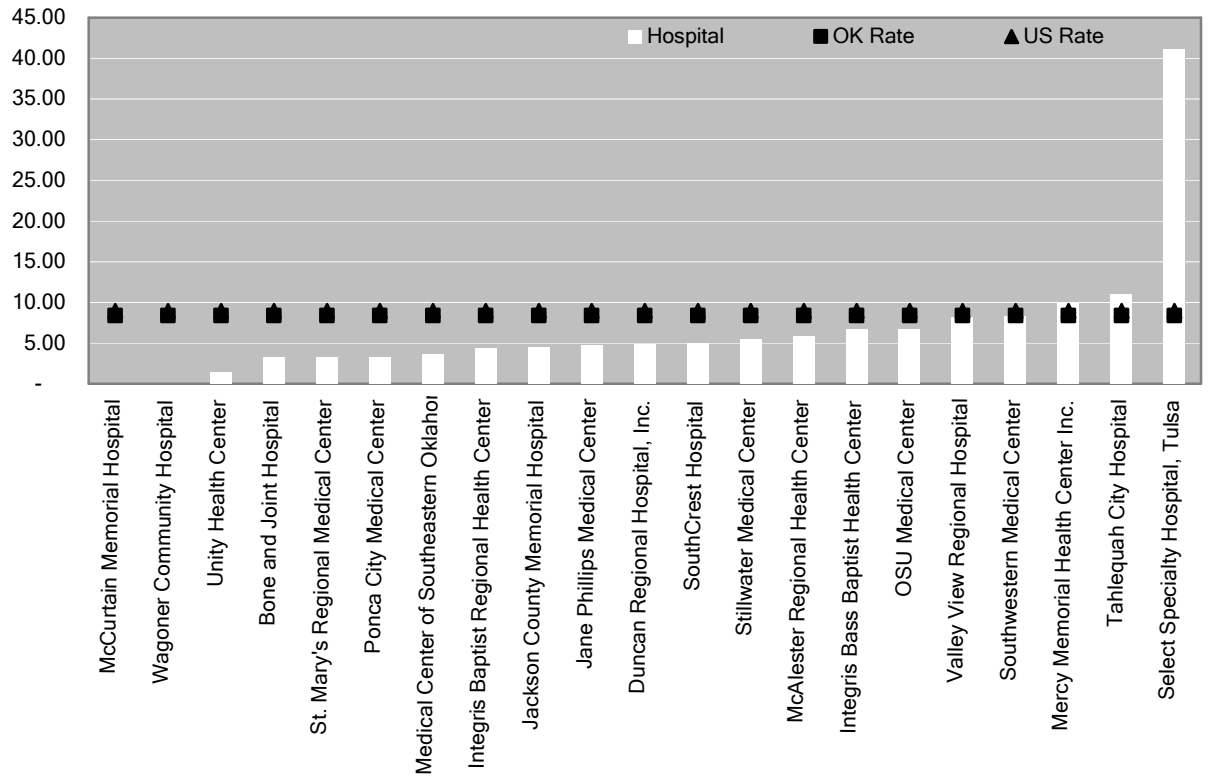
### Medical Surgical Hospitals Licensed for less than 50 Beds



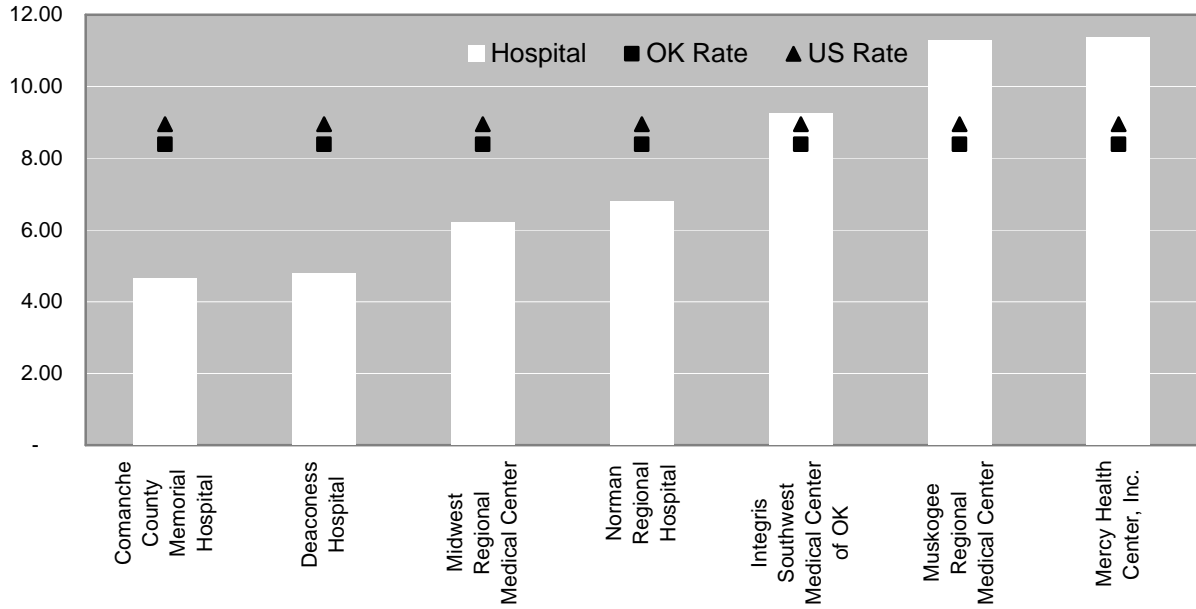
## Medical Surgical Hospitals Licensed for 50 to 99 Beds



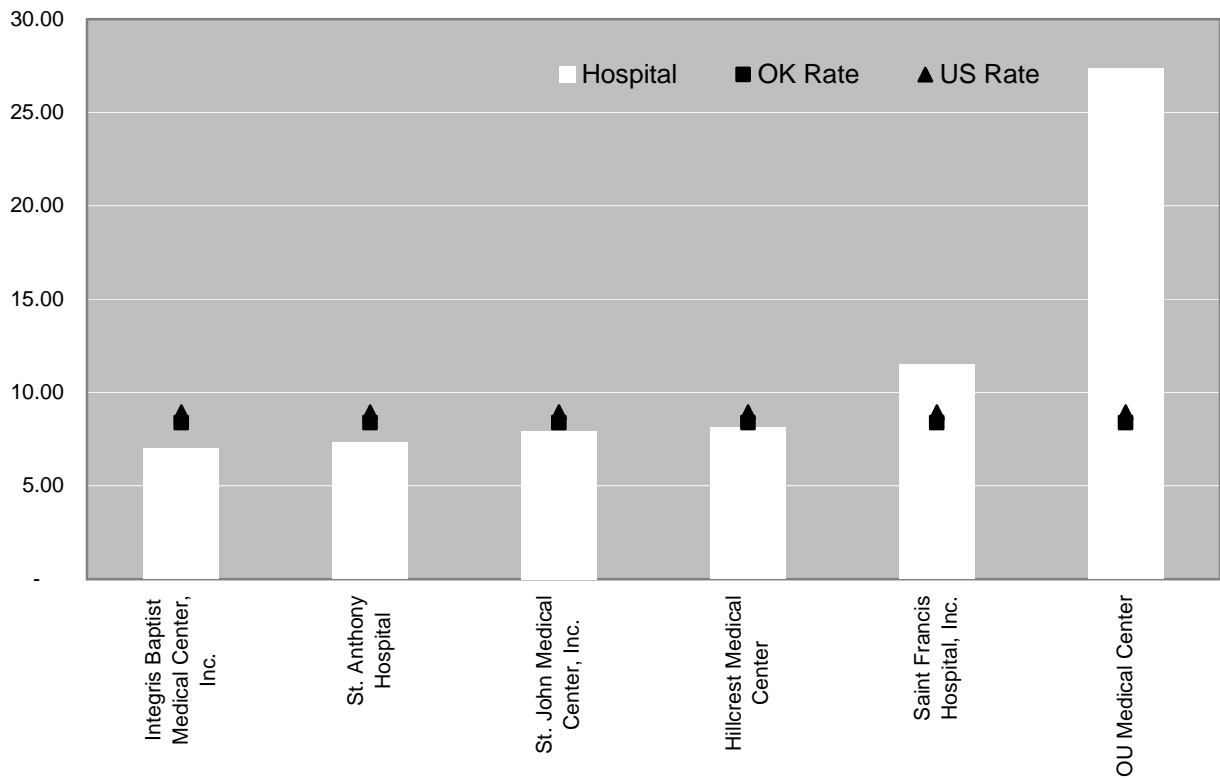
## Medical Surgical Hospitals Licensed 100 to 249 Beds



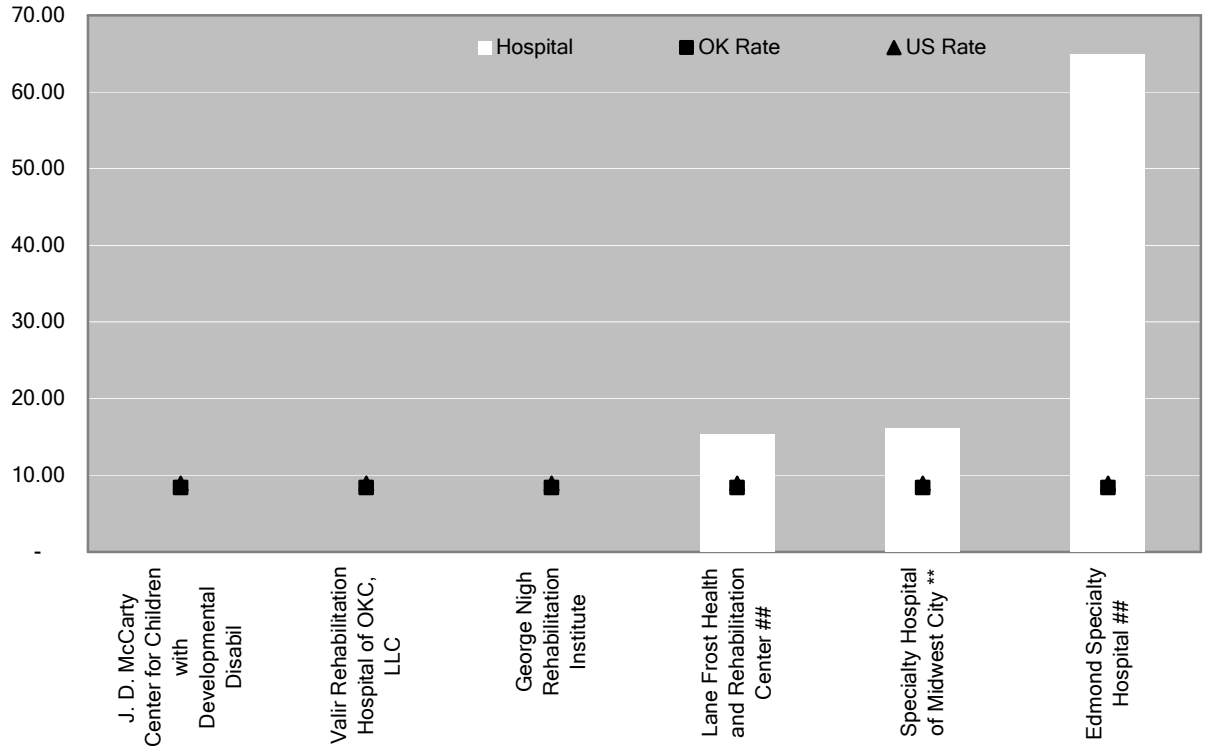
### Medical Surgical Hospitals Licensed 250 to 499 Beds



### Medical Surgical Hospitals Licensed over 500 Beds



## Rehabilitative Hospitals



## PSI 13 Postoperative Sepsis

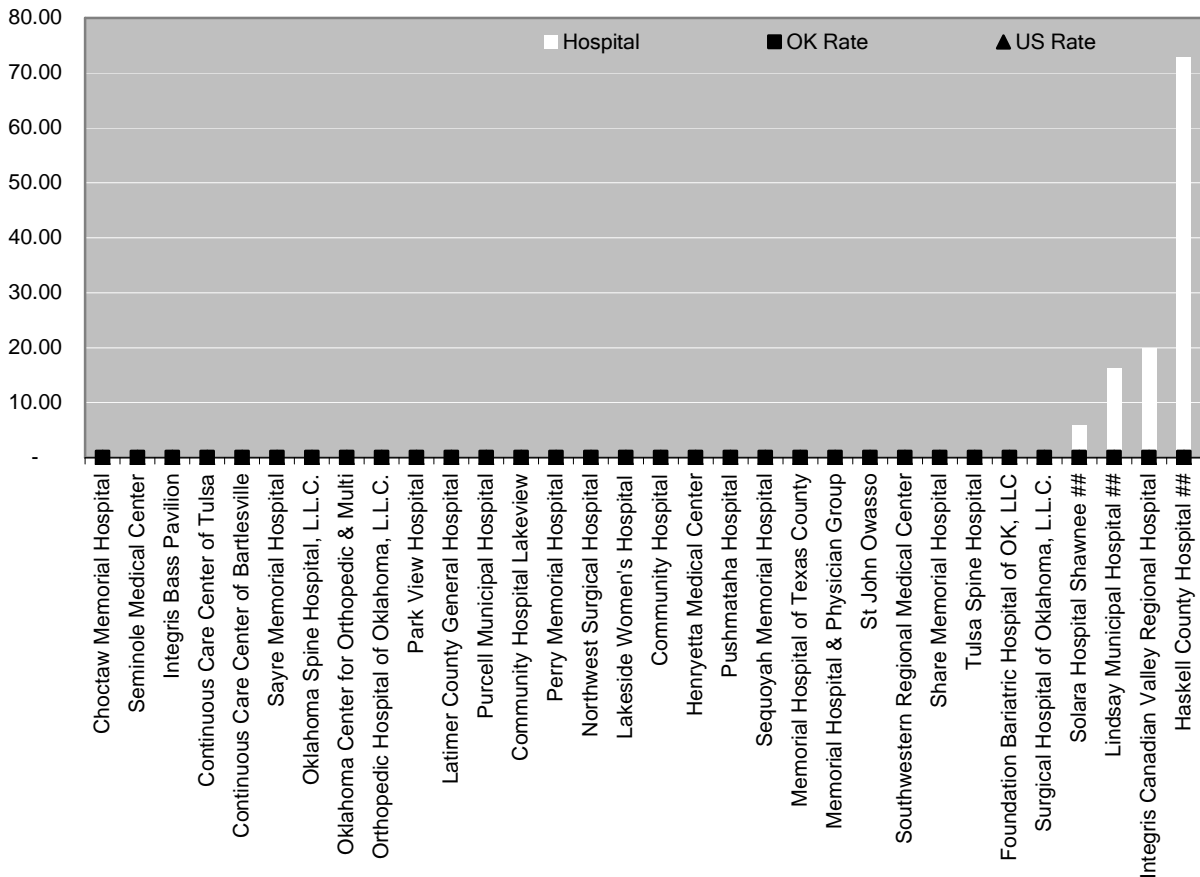
*Definition of PSI: Cases of sepsis per 1,000 elective surgery patients with an operating room procedure and a length of stay of 4 days or more. Risk adjustment is for age, sex, DRG, and co-morbidity categories.*

also excludes patients who have a principal diagnosis of infection, patients with a length of stay of less than 4 days, and patients with potential immunocompromised state such as AIDS, cancer, or a transplant.

Sepsis is the presence of pathological microorganisms in the blood and in this event it is associated with a surgical procedure. This indicator is intended to flag cases of hospital acquired postoperative sepsis. This indicator

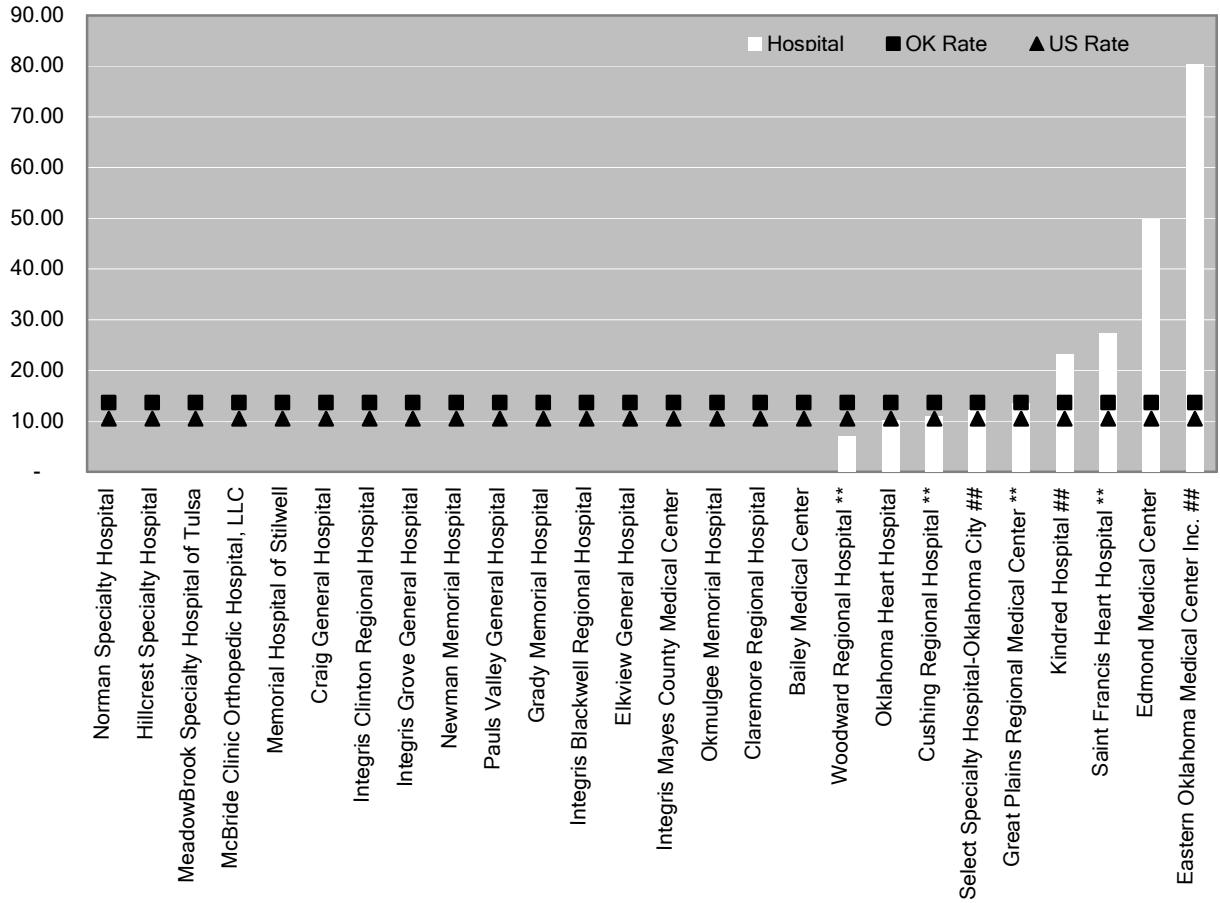
- Hospitals with \*\* Numerator less than 5 and denominator over 30
- Hospitals with ## Denominator less than 30
- Hospitals without numbers had no data to report

## Medical Surgical Hospitals Licensed for less than 50 Beds

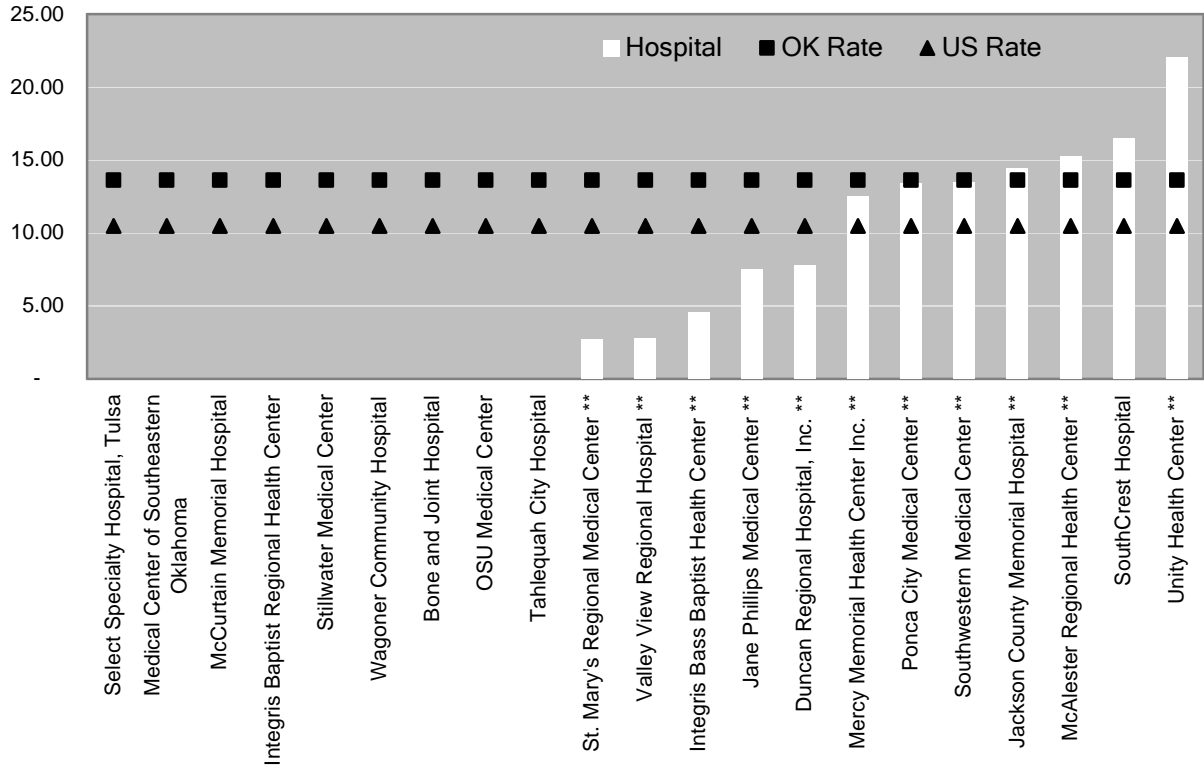




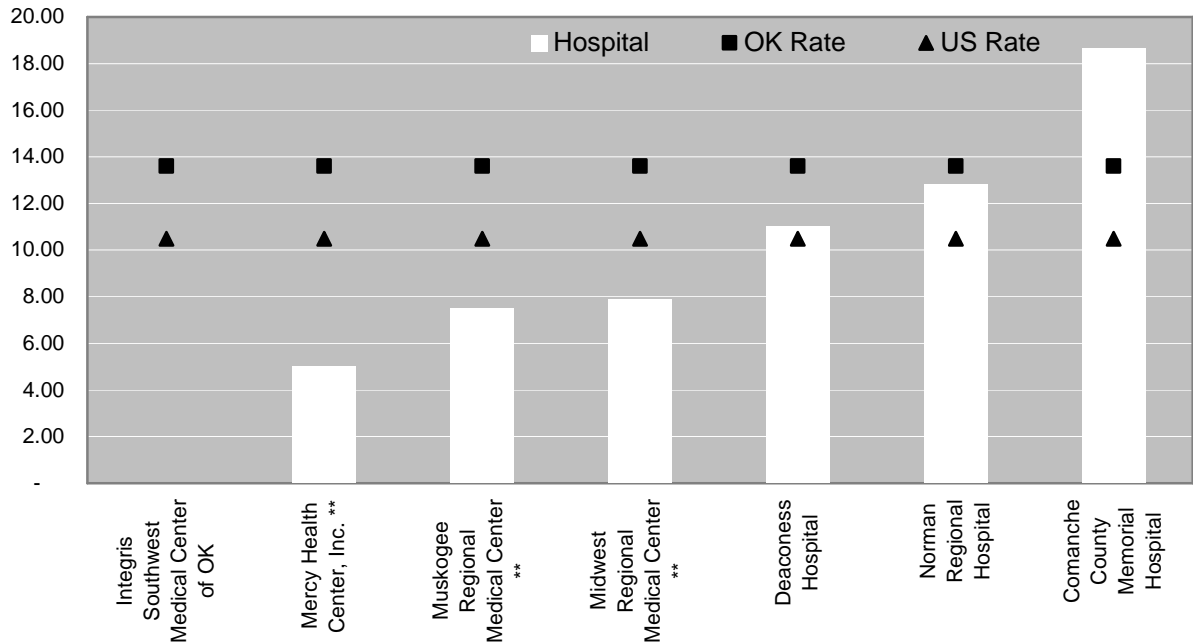
## Medical Surgical Hospitals Licensed for 50 to 99 Beds



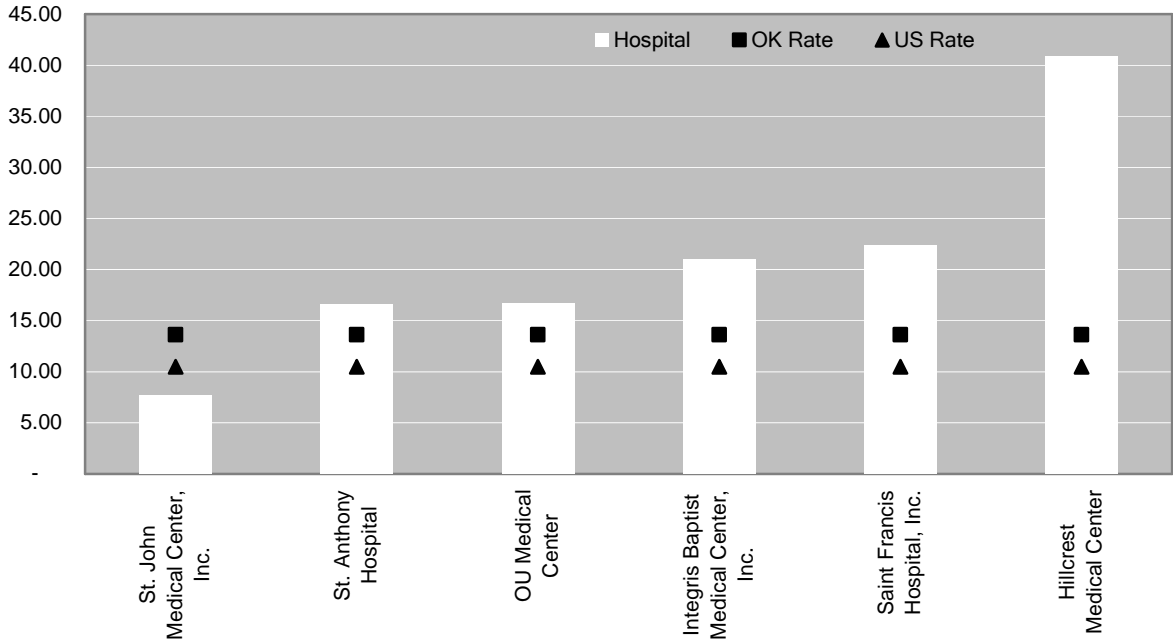
### Medical Surgical Hospitals Licensed 100 to 249 Beds



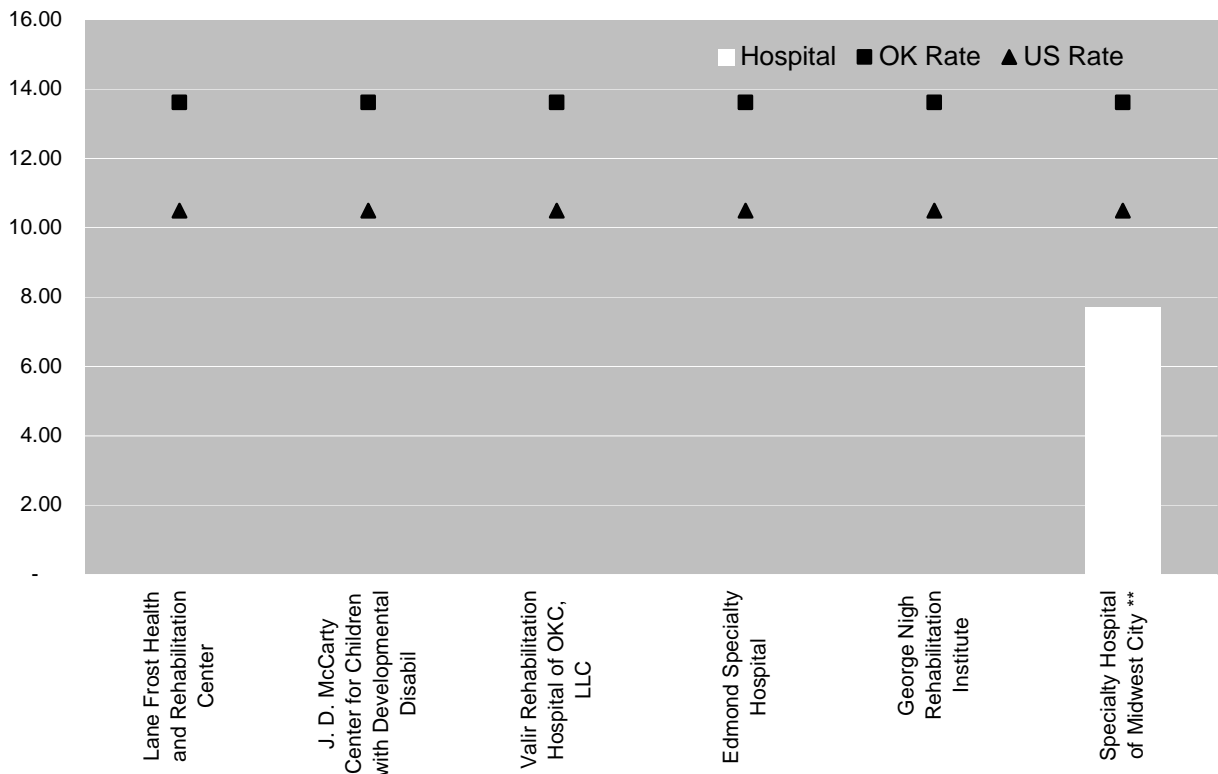
### Medical Surgical Hospitals Licensed 250 to 499 Beds



## Medical Surgical Hospitals Licensed over 500 Beds



## Rehabilitative Hospitals



## PSI 14 Postoperative Wound Dehiscence

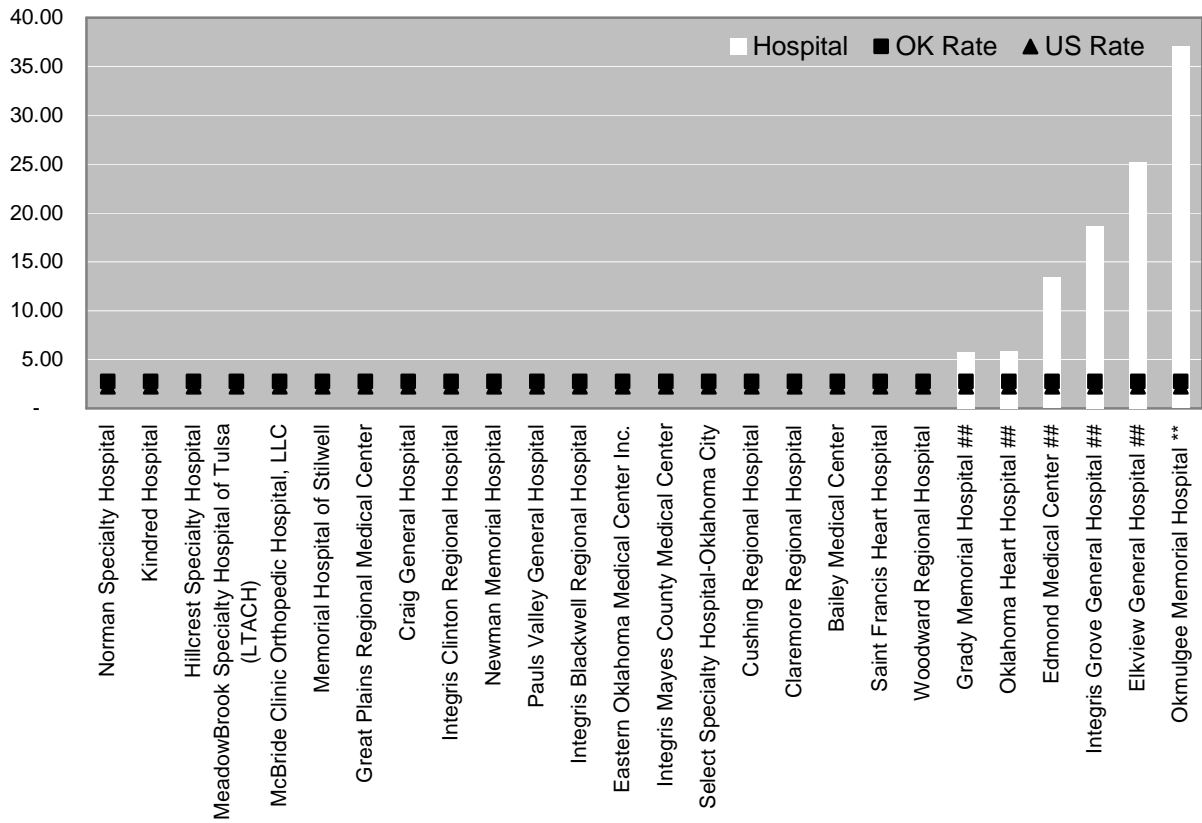
*Definition of PSI: cases of reclosure of postoperative disruption of abdominal wall per 1,000 cases of abdominopelvic surgery. Risk adjustment is for age, sex, DRG and co-morbidity categories.*

Wound dehiscence is the parting of the layers of a surgical wound. This indicator is intended to flag cases of

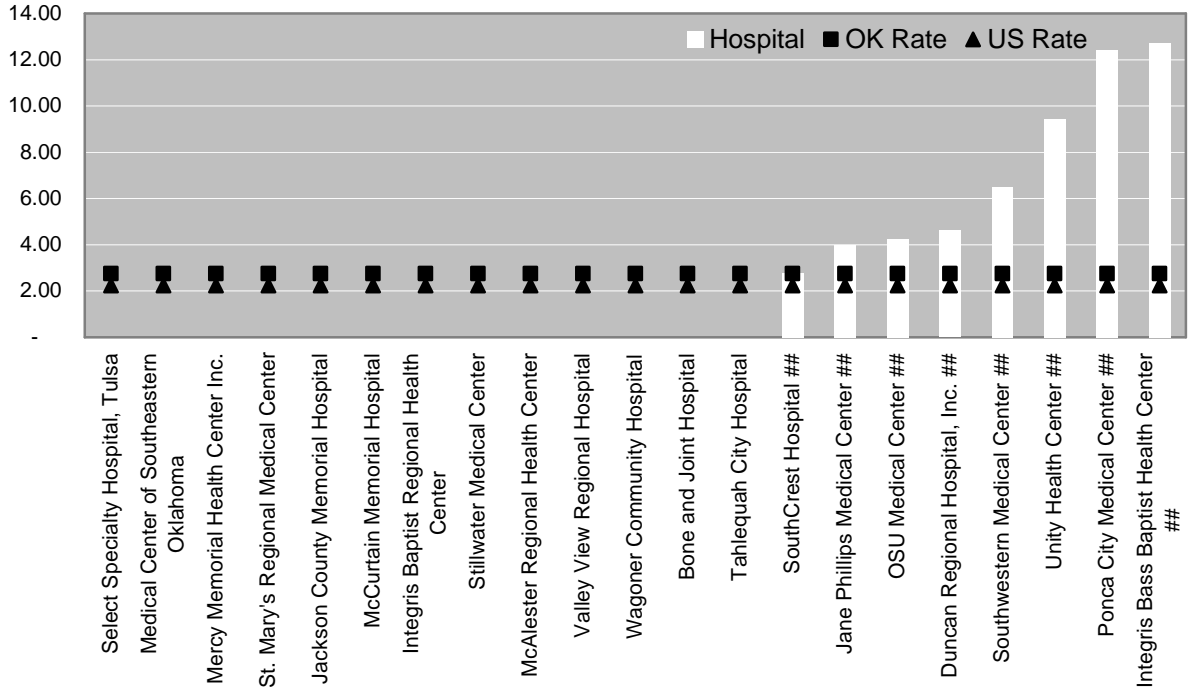
wound dehiscence in patients who have undergone abdominal and pelvic surgery.

- Hospitals with \*\* Numerator less than 5 and denominator over 30
- Hospitals with ## Denominator less than 30
- Hospitals without numbers had no data to report

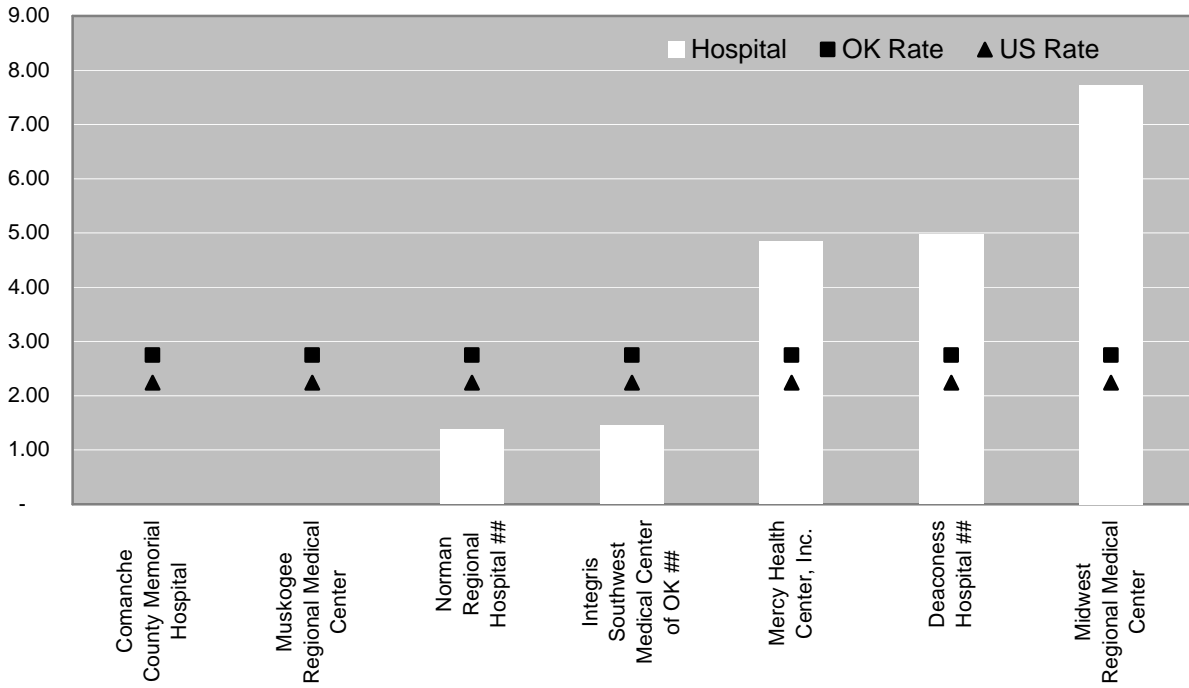
## Medical Surgical Hospitals Licensed for 50 to 99 Beds



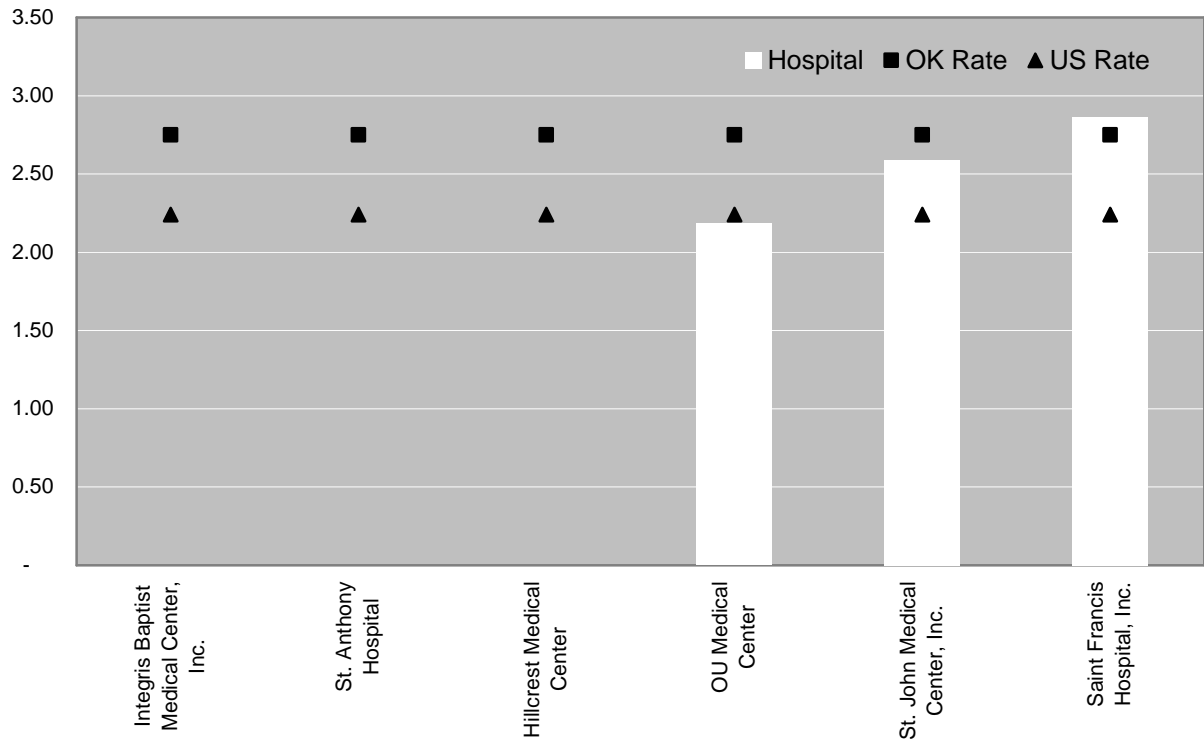
### Medical Surgical Hospitals Licensed 100 to 249 Beds



### Medical Surgical Hospitals Licensed 250 to 499 Beds



## Medical Surgical Hospitals Licensed over 500 Beds



## PSI 15 Accidental Puncture or Laceration

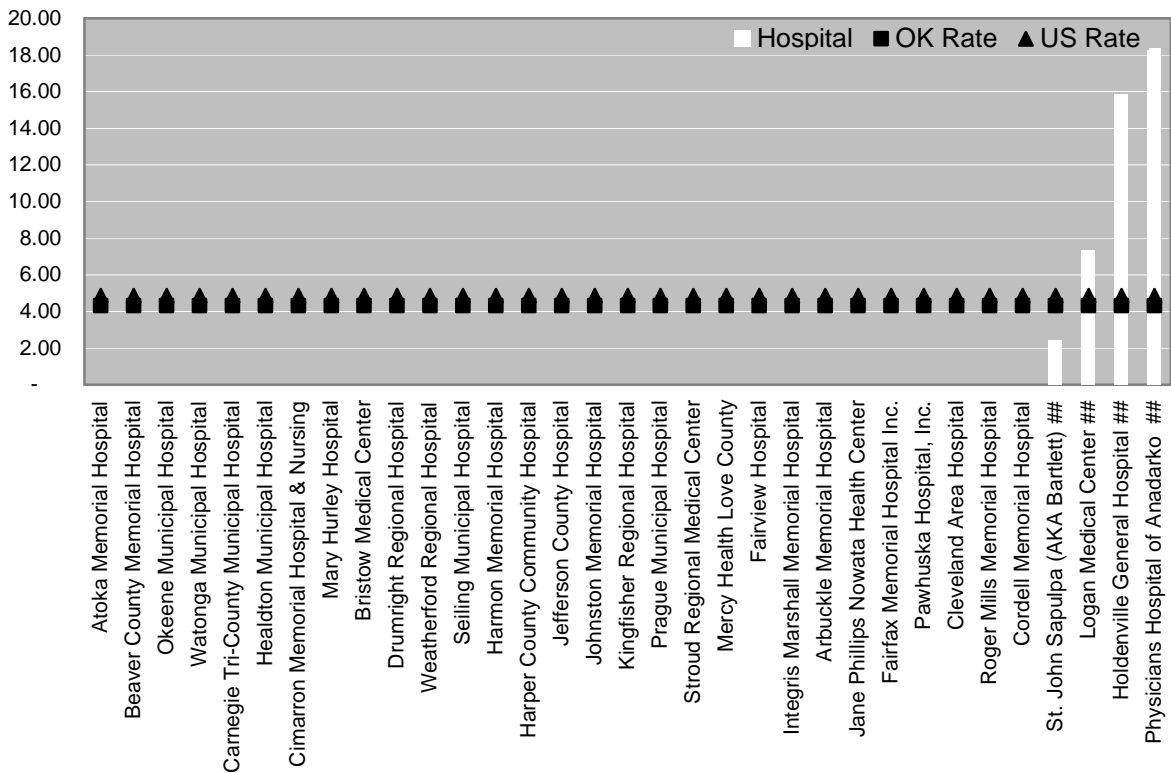
*Definition of PSI: Cases of technical difficulty such as an accidental cut or laceration during a procedure per 1,000 discharges. Risk adjustment is by age, sex, DRG, and co-morbidity categories.*

The event is an accidental cut or laceration, which occurred during a hospital stay that occurred during medical care. This indicator is intended to flag cases of

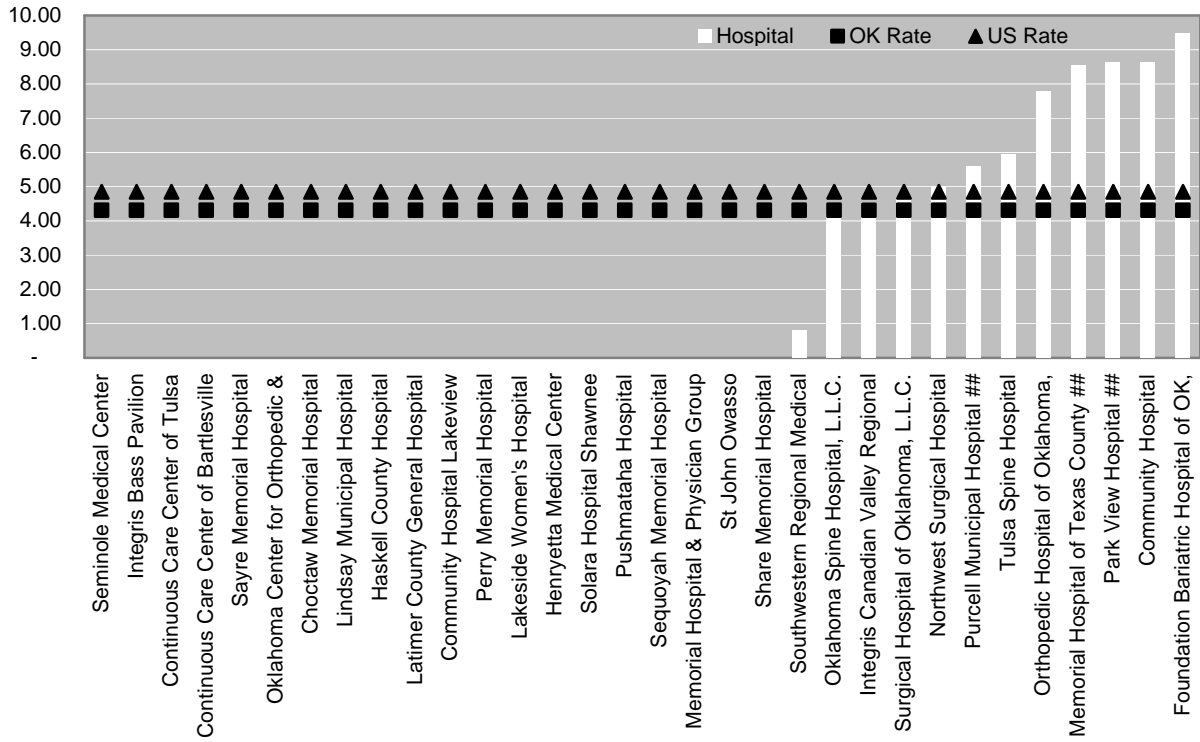
complications that arise due to technical difficulties in medical care - specifically, those involving an accidental puncture or laceration.

- Hospitals with \*\* Numerator less than 5 and denominator over 30
- Hospitals with ## Denominator less than 30
- Hospitals without numbers had no data to report.

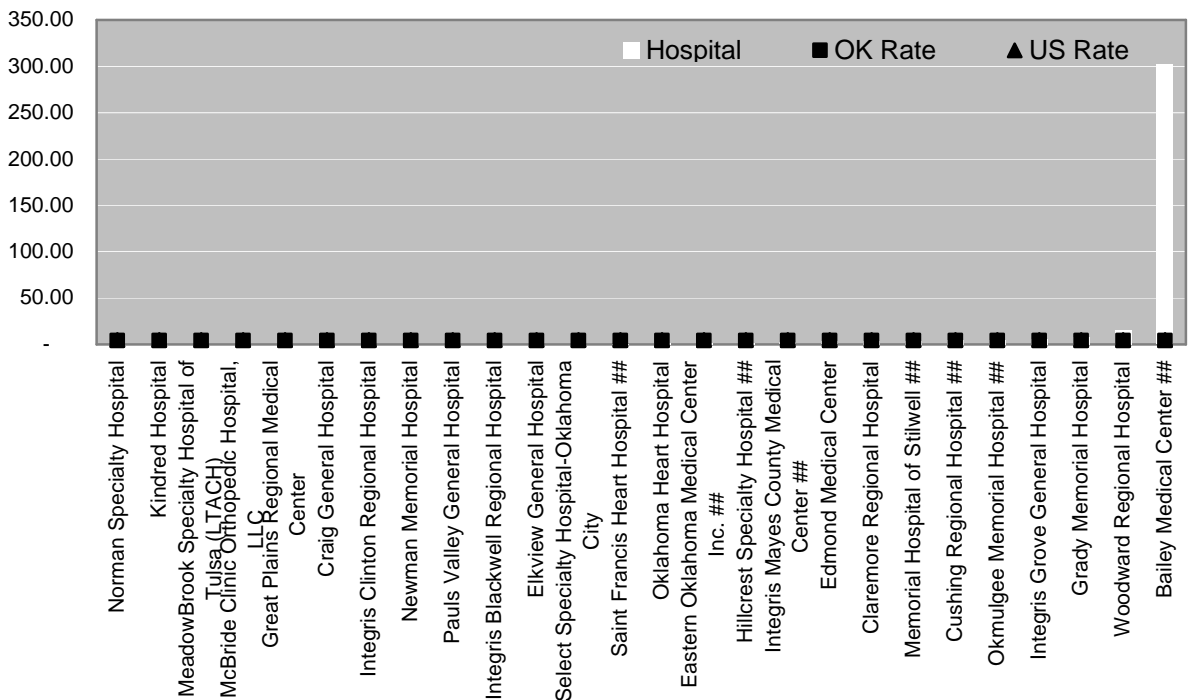
## Critical Access Hospitals



## Medical Surgical Hospitals Licensed for less than 50 Beds

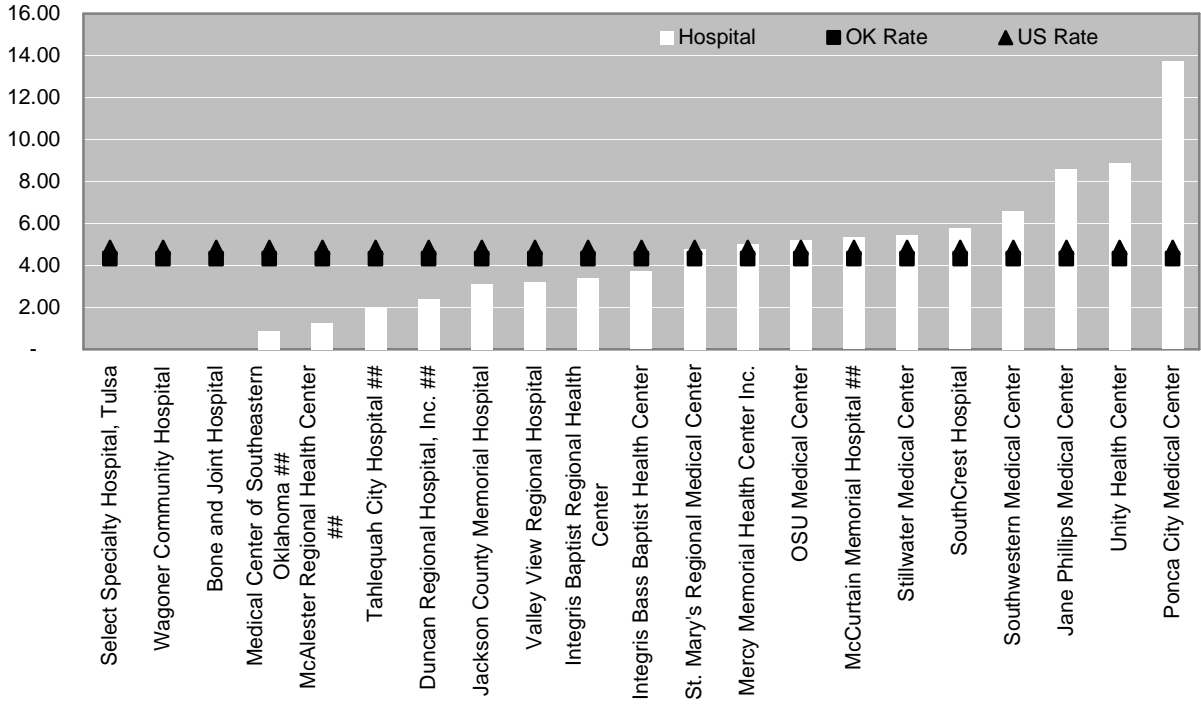


## Medical Surgical Hospitals Licensed for 50 to 99 Beds

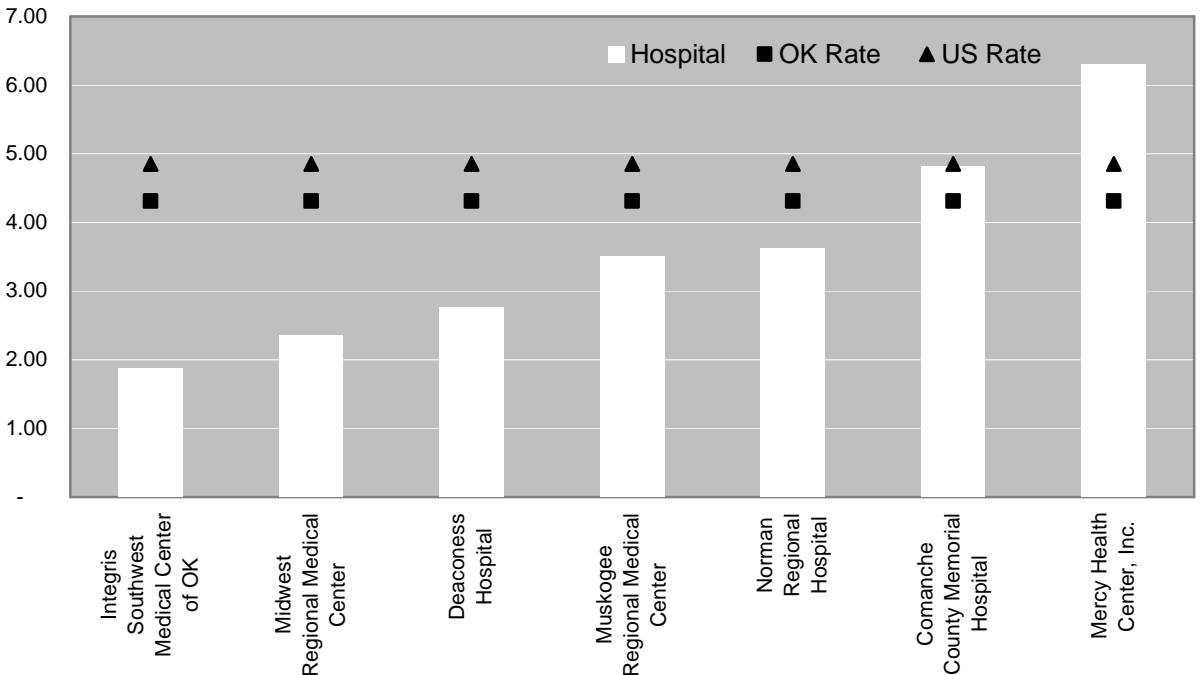




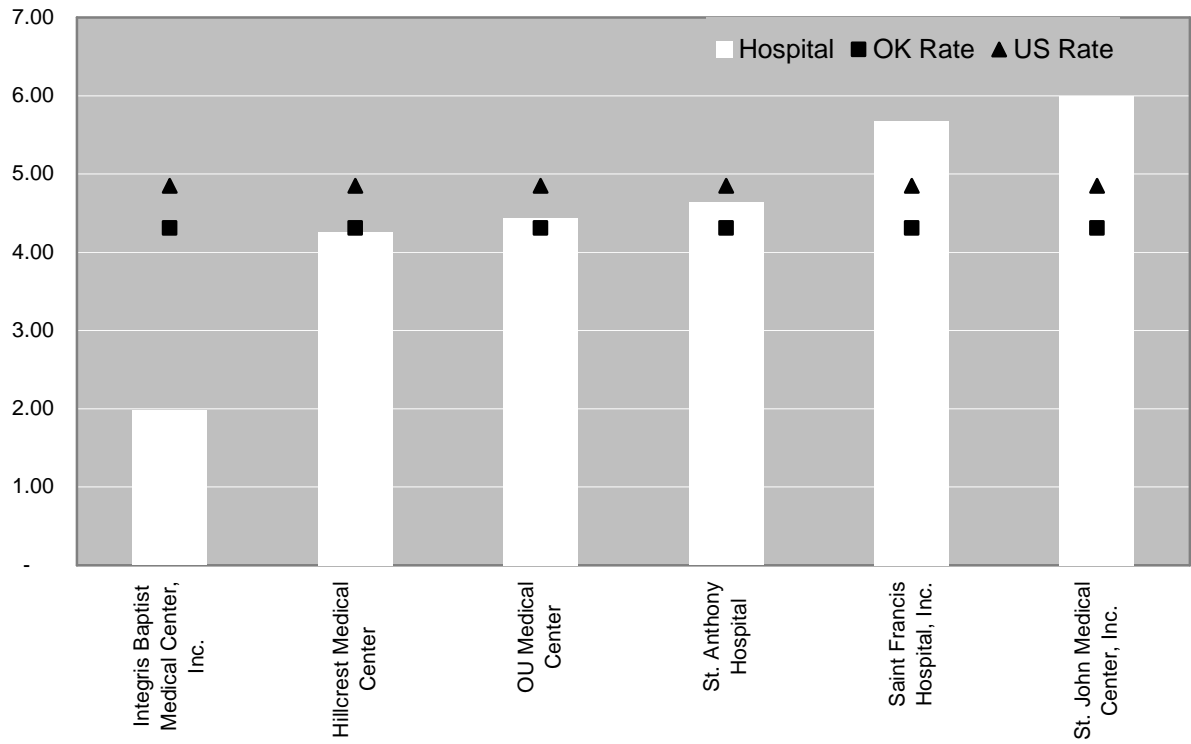
### Medical Surgical Hospitals Licensed 100 to 249 Beds



### Medical Surgical Hospitals Licensed 250 to 499 Beds



## Medical Surgical Hospitals Licensed over 500 Beds



## PSI 17 Birth Trauma - Injury to Neonate

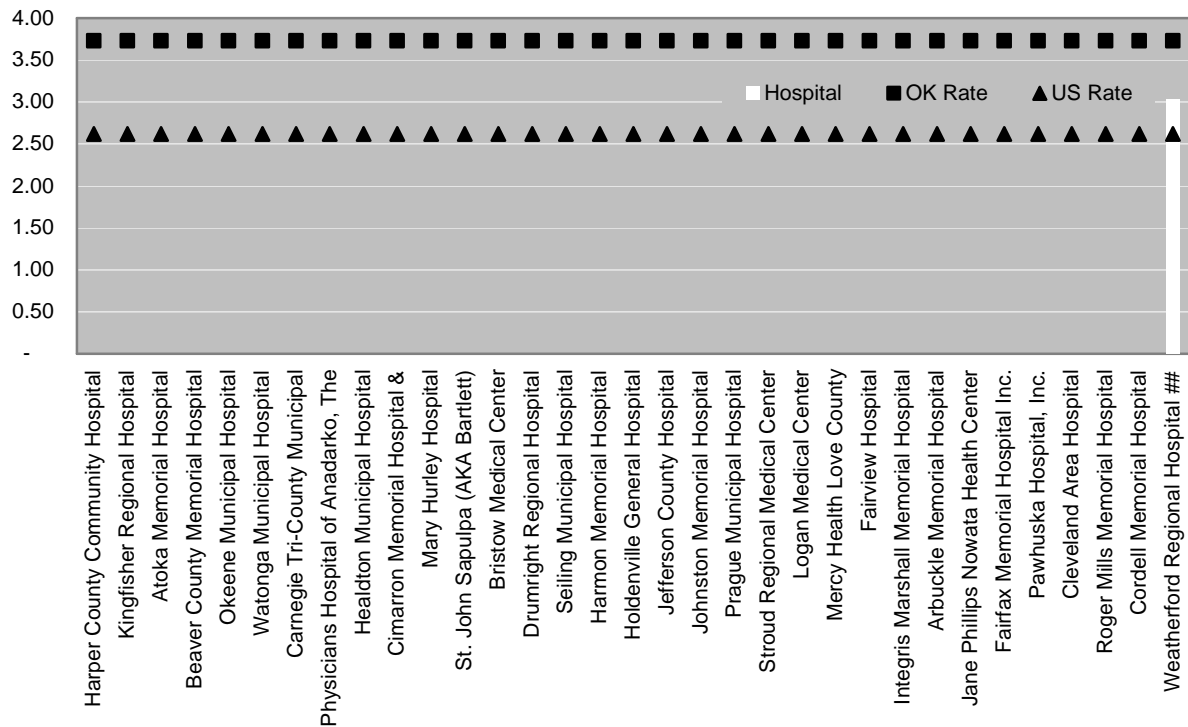
*Definition of PSI: Cases of birth trauma, injury to neonate, per 1,000 live-born births. Risk adjusted by sex.*

This indicator is intended to flag cases of birth trauma for infants born alive in a hospital. The indicator excludes patients born pre-term, as birth trauma in these patients may be

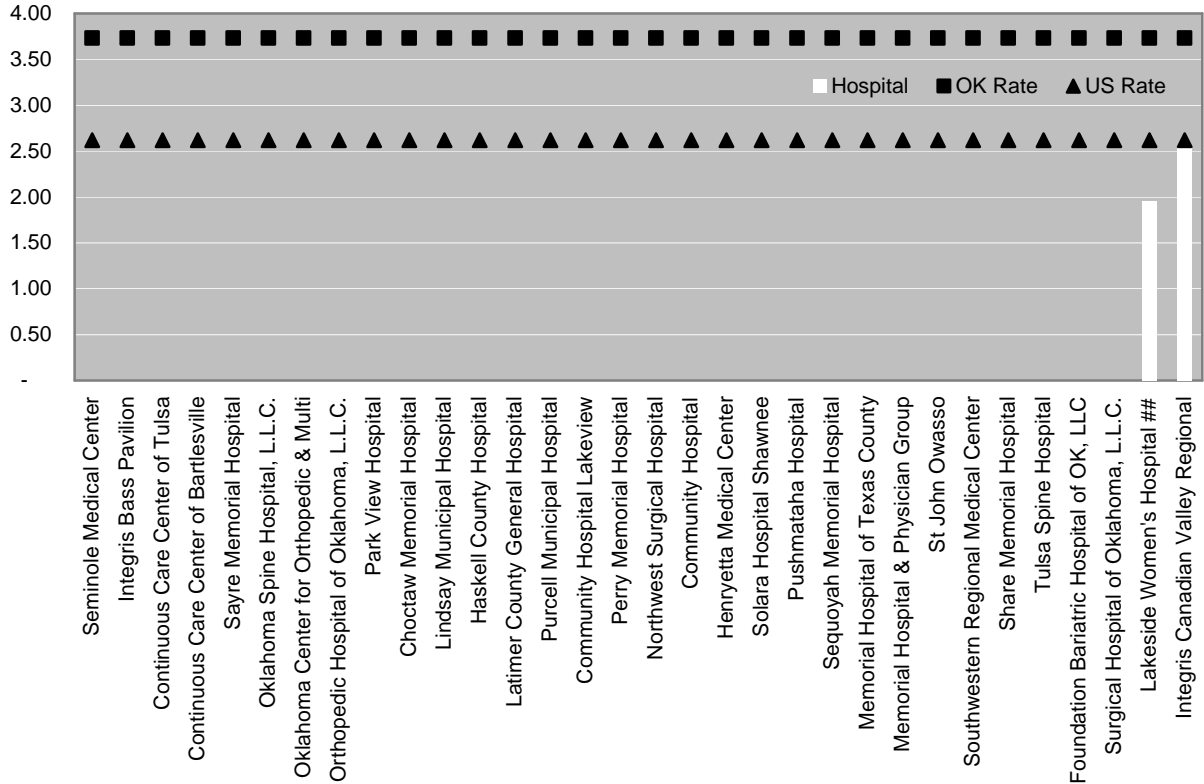
less preventable than for full-term infants.

- Hospitals with \*\* Numerator less than 5 and denominator over 30
- Hospitals with ## Denominator less than 30
- Hospitals without numbers had no data to report

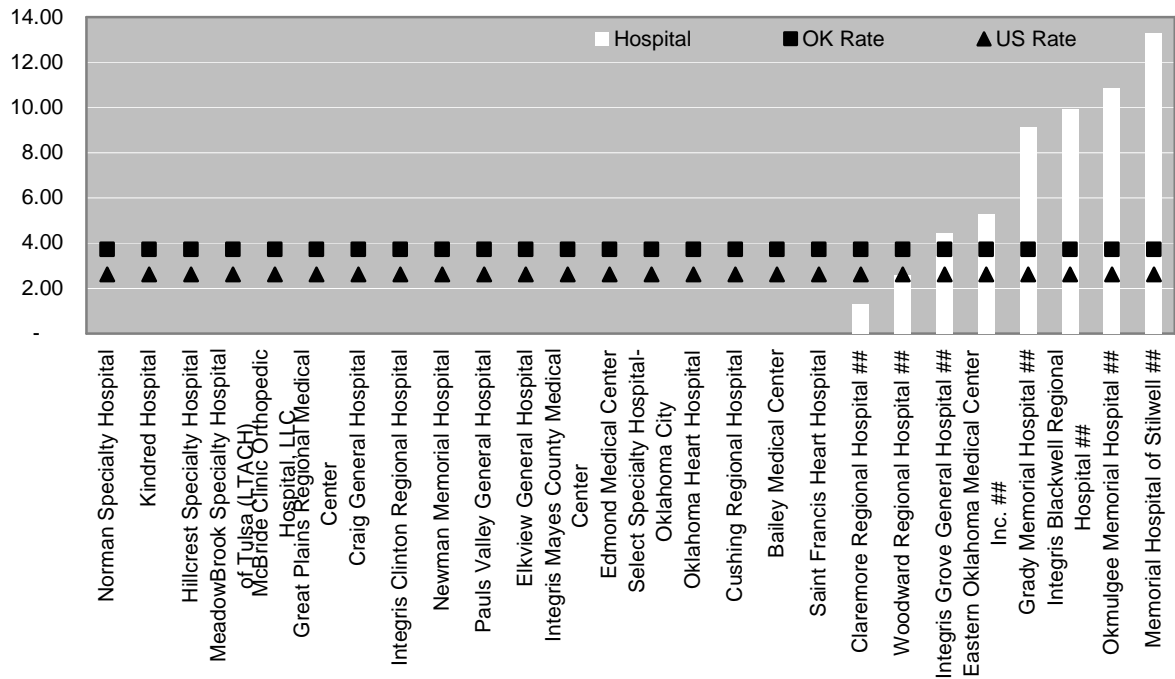
### Critical Access Hospitals



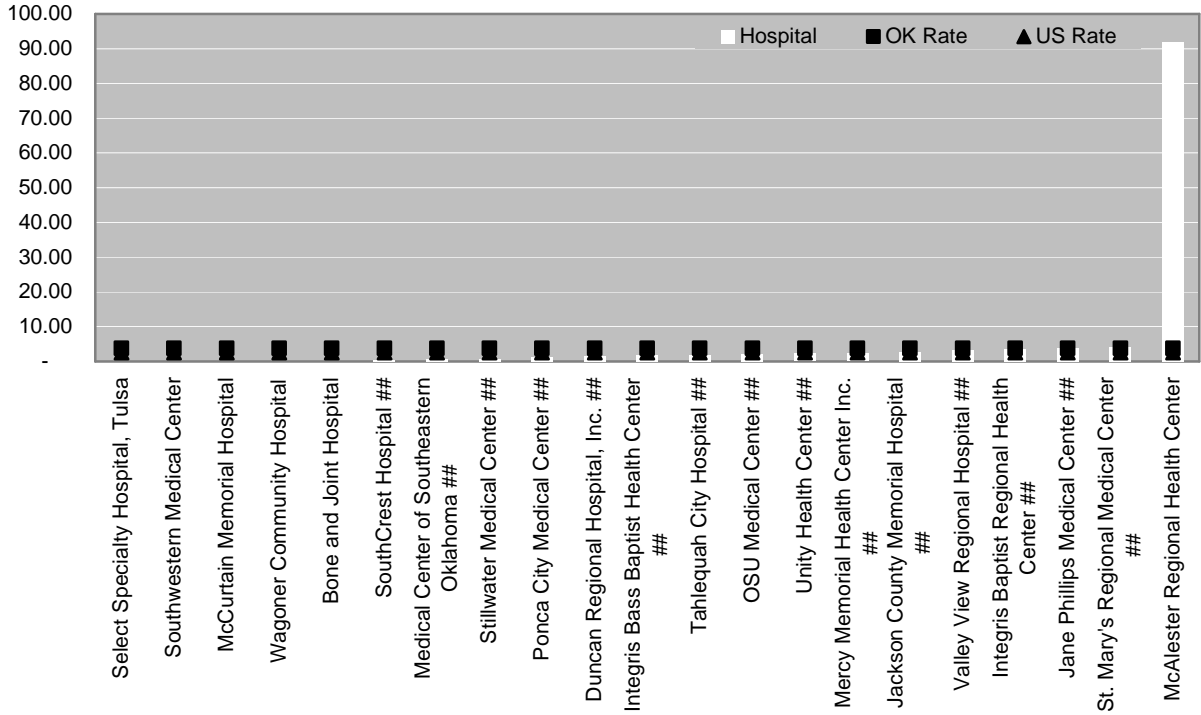
## Medical Surgical Hospitals Licensed for less than 50 Beds



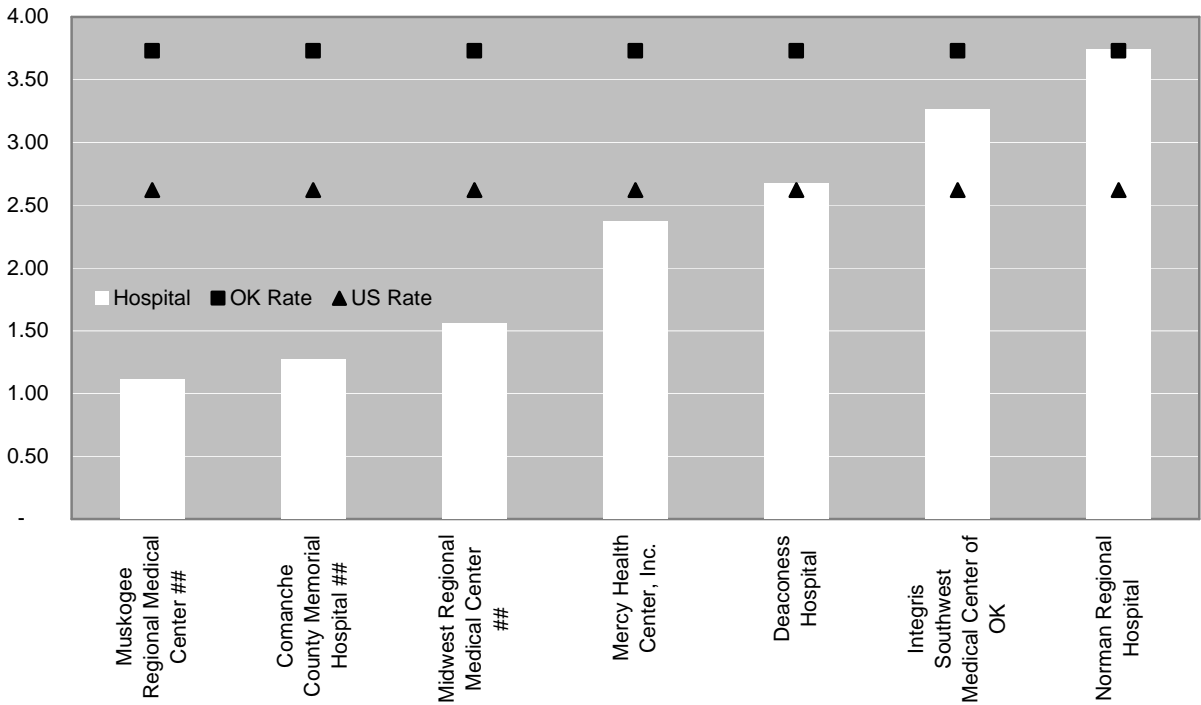
## Medical Surgical Hospitals Licensed for 50 to 99 Beds



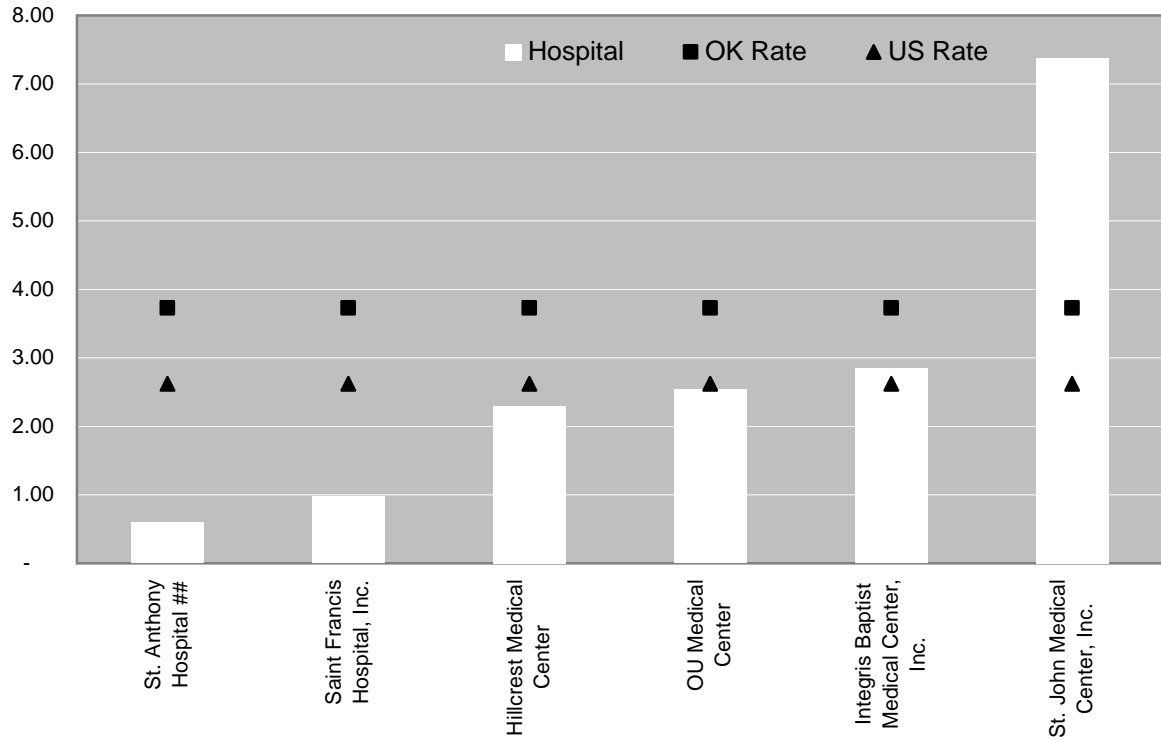
### Medical Surgical Hospitals Licensed 100 to 249 Beds



### Medical Surgical Hospitals Licensed 250 to 499 Beds



## Medical Surgical Hospitals Licensed over 500 Beds



## PSI 18 Obstetric Trauma - Vaginal Delivery with Instrument

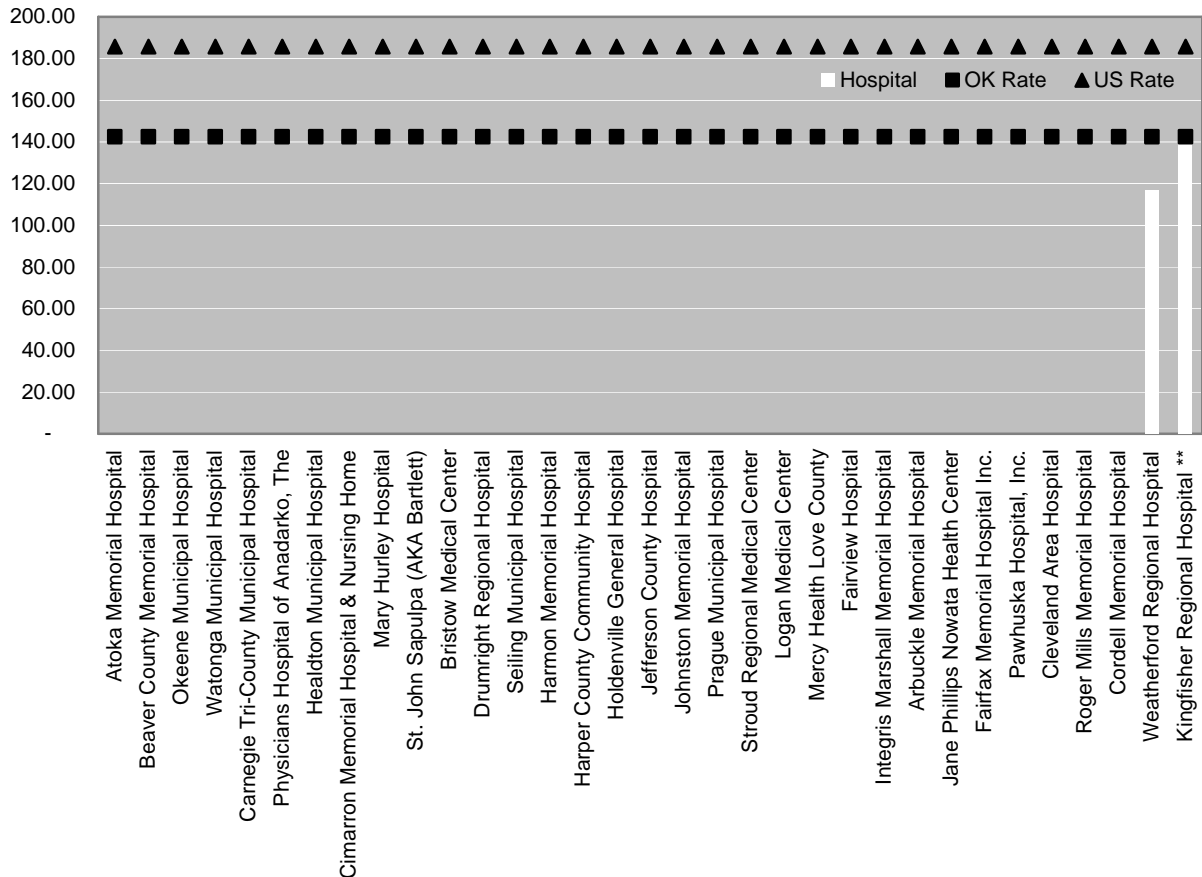
*Definition of PSI: Cases of obstetric trauma (3<sup>rd</sup> or 4<sup>th</sup> degree laceration) per 1,000 instrument-assisted vaginal deliveries. Risk adjustment for age and co-morbidity categories.*

This event occurs during a vaginal delivery using an obstetric instrument and a severe laceration, such as a tear extending into the deep transverse perineal muscles and fibers of the anal sphincter (third

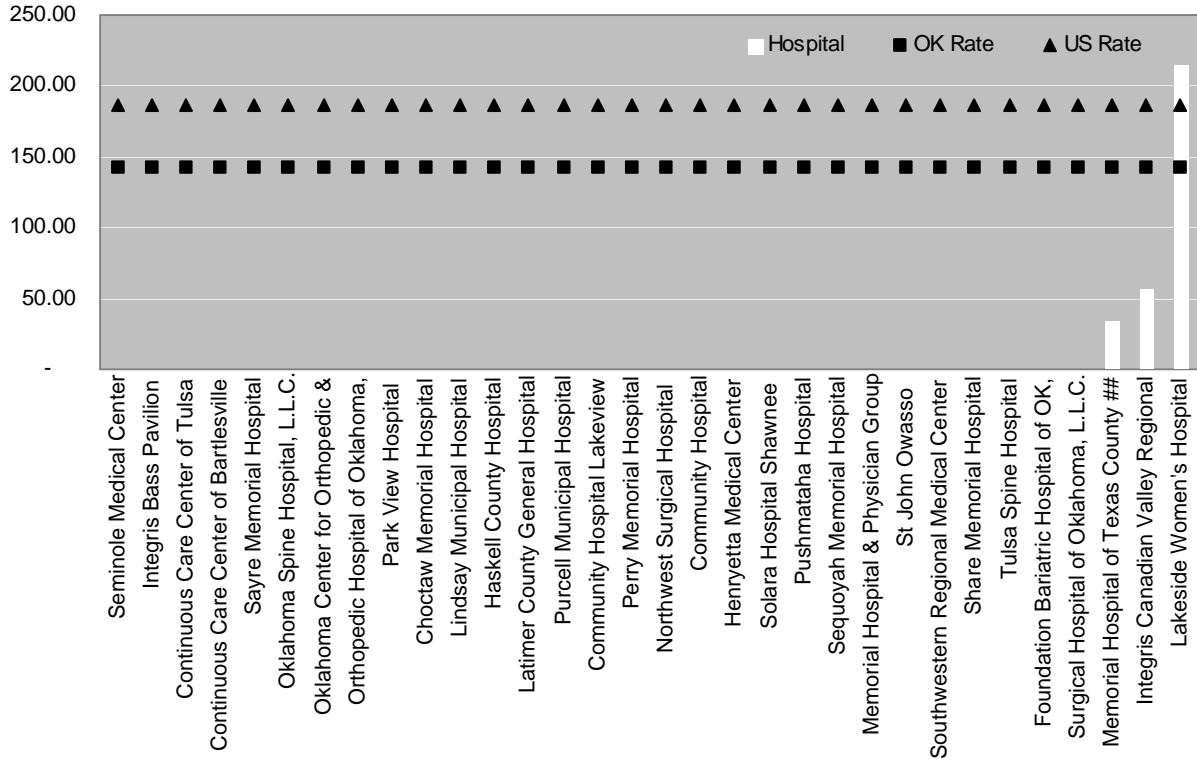
degree) or rectal mucosa (fourth degree). This indicator is intended to flag cases of potentially preventable trauma during vaginal delivery with instrument.

- Hospitals with \*\* Numerator less than 5 and denominator over 30
- Hospitals with ## Denominator less than 30
- Hospitals without numbers had no data to report

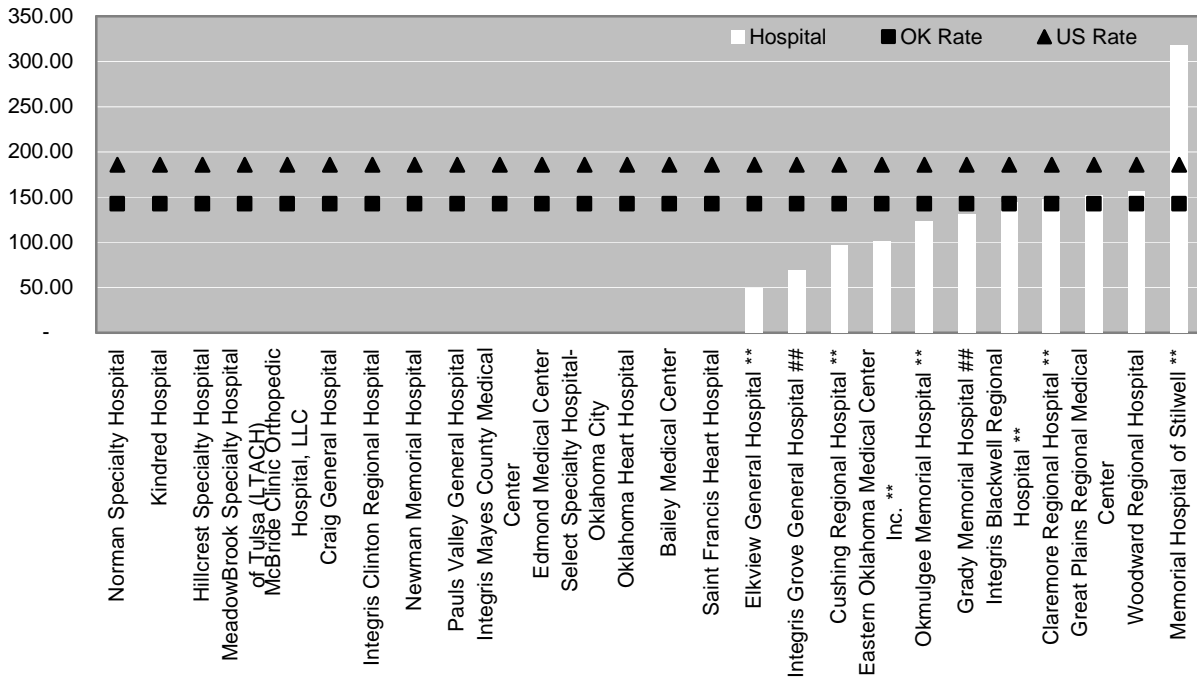
### Critical Access Hospitals



## Medical Surgical Hospitals Licensed for less than 50 Beds

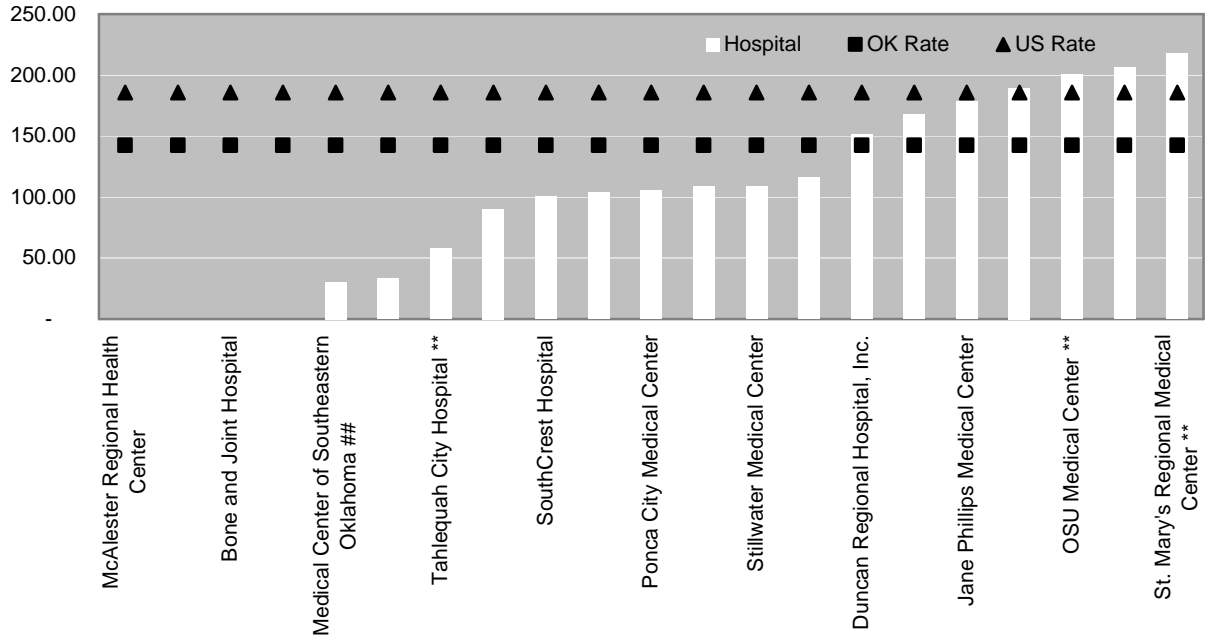


## Medical Surgical Hospitals Licensed for 50 to 99 Beds

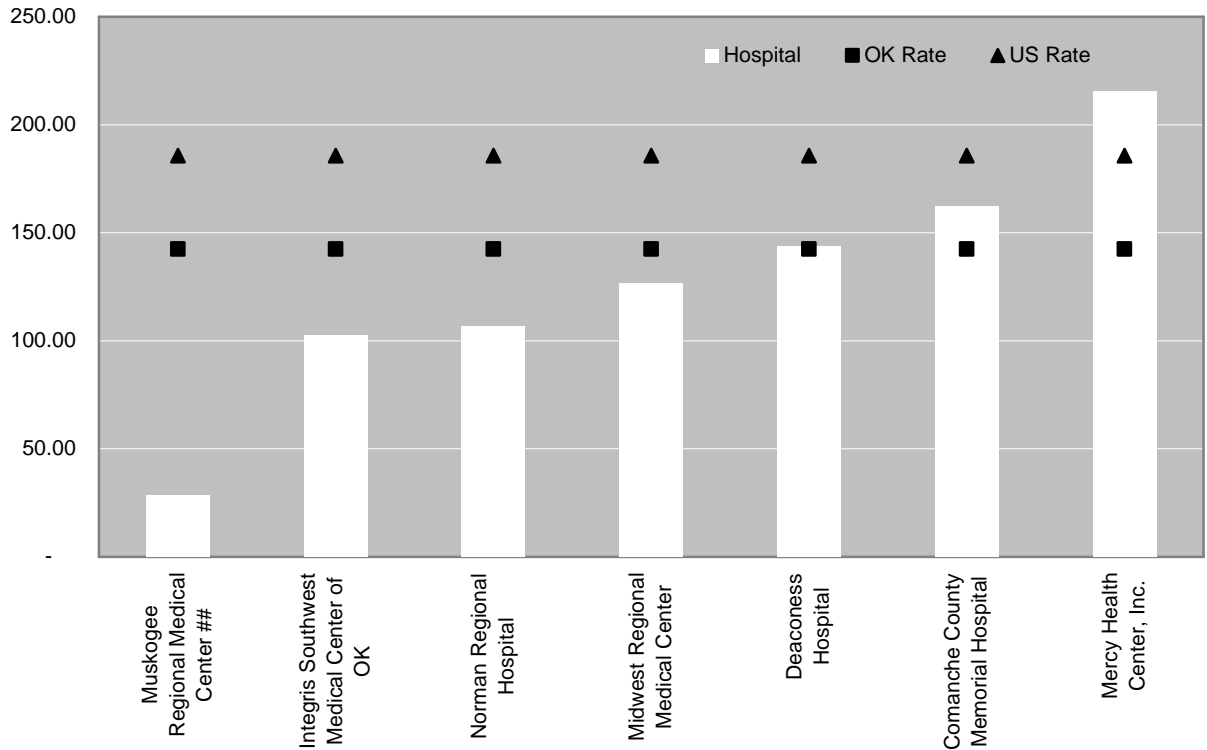




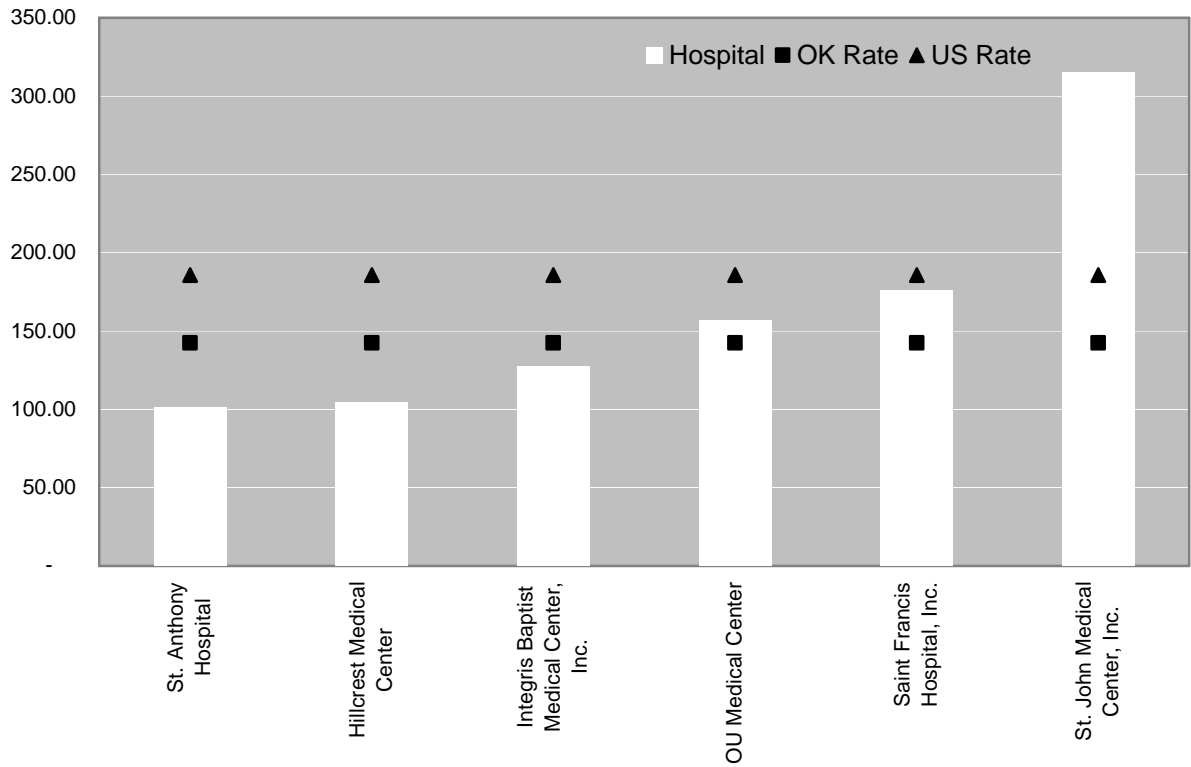
### Medical Surgical Hospitals Licensed 100 to 249 Beds



### Medical Surgical Hospitals Licensed 250 to 499 Beds



## Medical Surgical Hospitals Licensed over 500 Beds



## PSI 19 Obstetric Trauma - Vaginal Delivery without Instrument

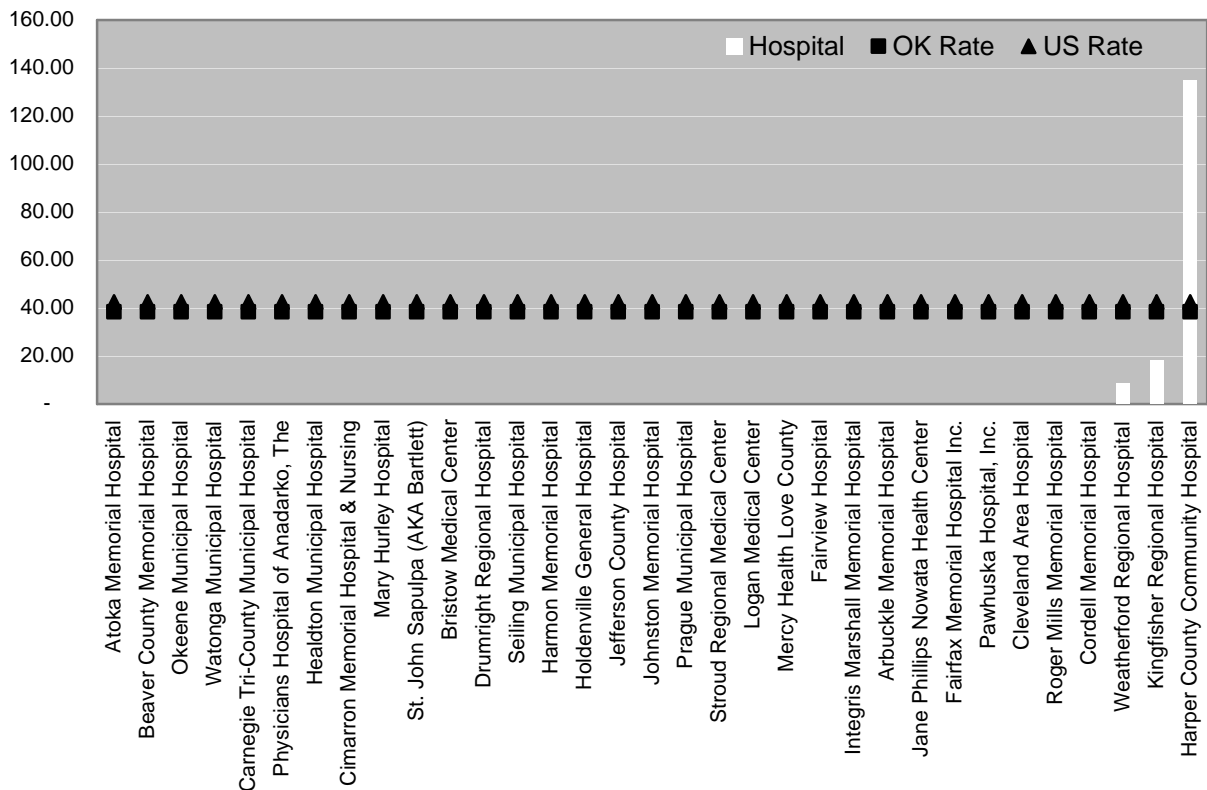
*Definition of PSI: Cases of obstetric trauma (3<sup>rd</sup> or 4<sup>th</sup> degree laceration) per 1,000 deliveries without instrument assistance. Risk adjustment for age and co-morbidity categories.*

This event occurs during a vaginal delivery without the use of an obstetric instrument and a severe laceration, such as a tear extending into the deep transverse perineal muscles and fibers of the anal

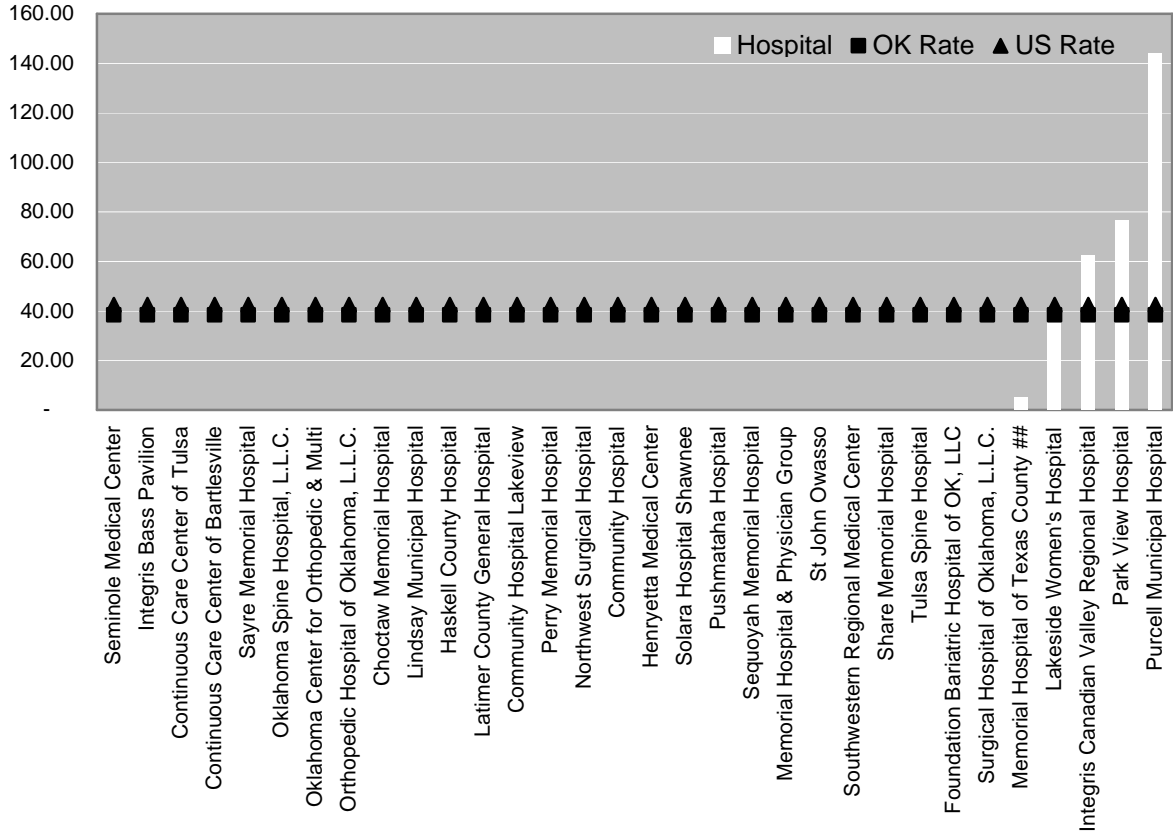
sphincter (third degree) or rectal mucosa (fourth degree). This indicator is intended to flag cases of potentially preventable trauma during vaginal delivery without instrument.

- Hospitals with \*\* Numerator less than 5 and denominator over 30
- Hospitals with ## Denominator less than 30
- Hospitals without numbers had no data to report

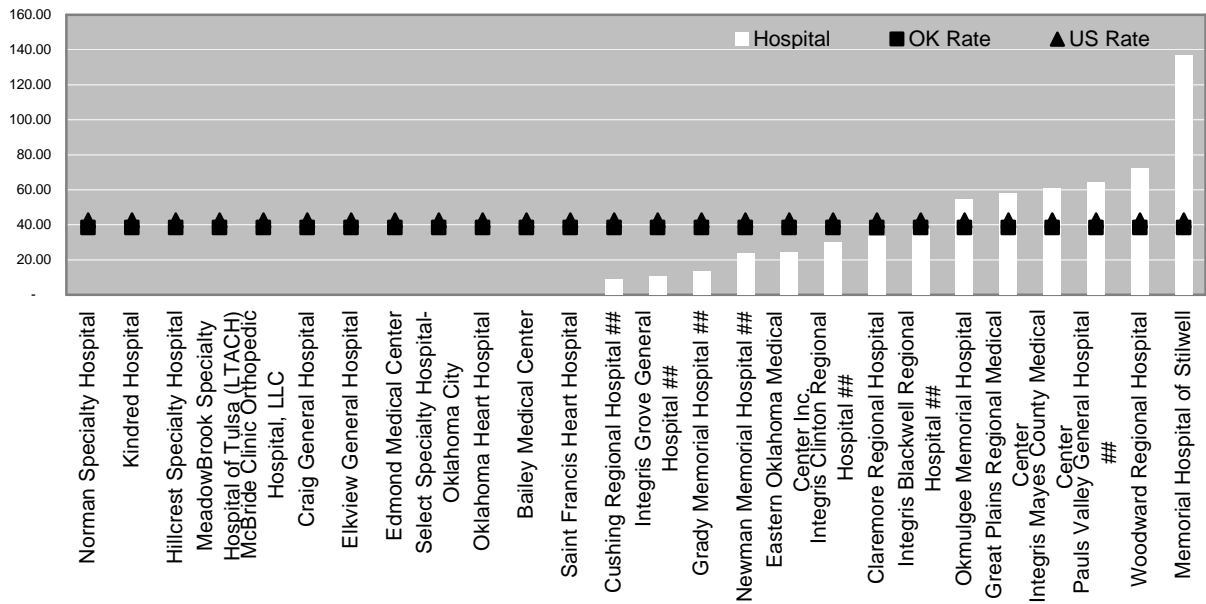
### Critical Access Hospitals



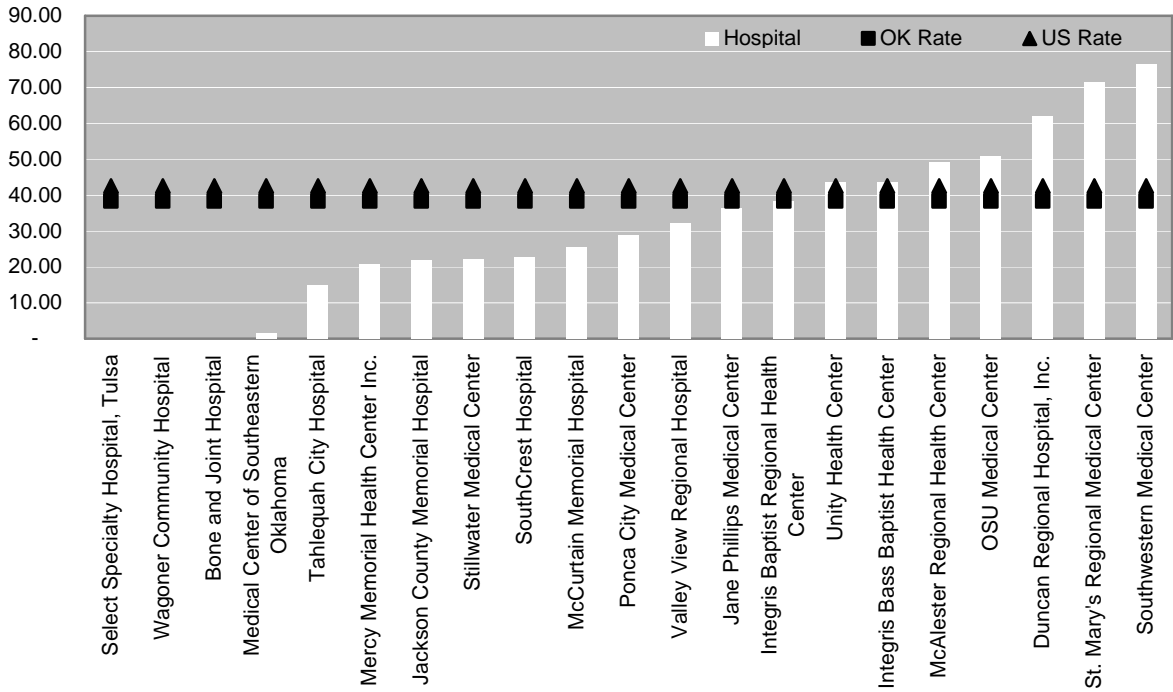
## Medical Surgical Hospitals Licensed for less than 50 Beds



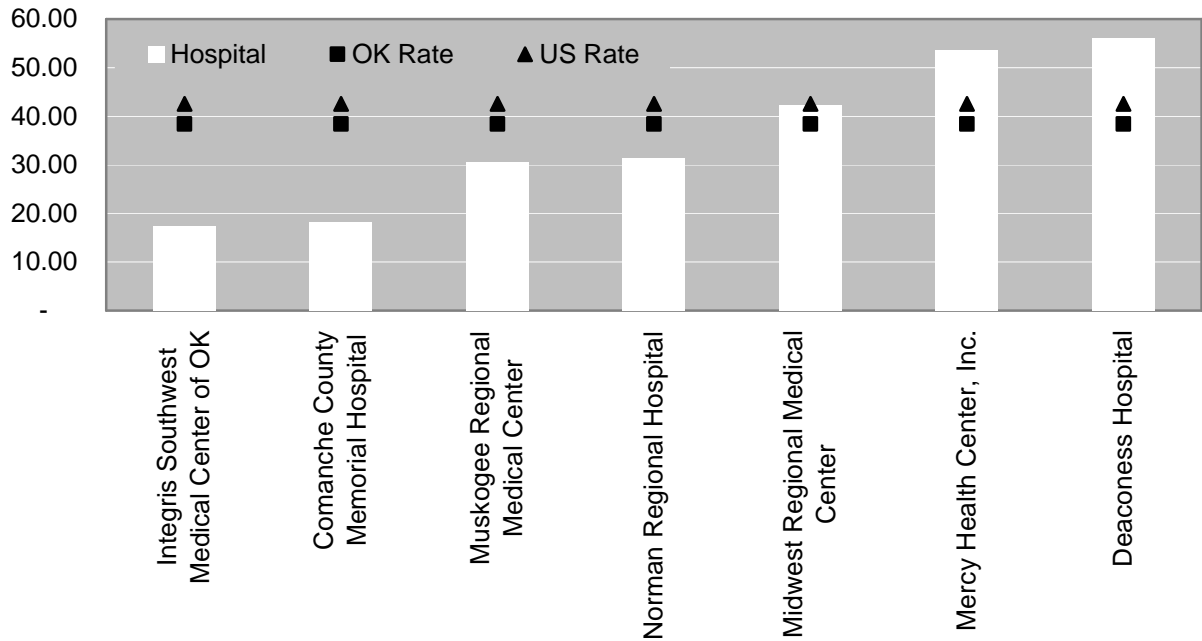
## Medical Surgical Hospitals Licensed for 50 to 99 Beds



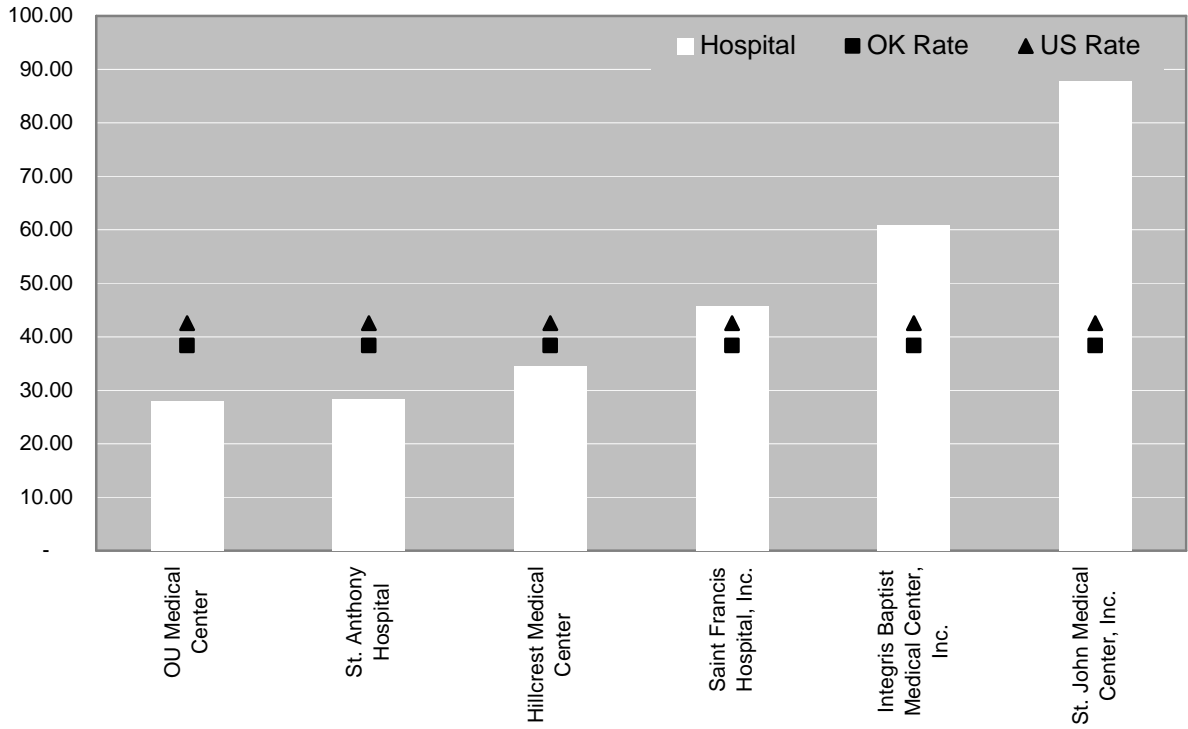
### Medical Surgical Hospitals Licensed 100 to 249 Beds



### Medical Surgical Hospitals Licensed 250 to 499 Beds



## Medical Surgical Hospitals Licensed over 500 Beds



## References:

Y. Vonnie Meritt, R.N., BSN, MPH  
Director of Quality Initiatives  
Oklahoma State Department of Health  
1000 NE 10<sup>th</sup>  
Room 1113  
Oklahoma City, OK 73117  
405-271-6576  
Email: [Vonniem@health.ok.gov](mailto:Vonniem@health.ok.gov)

<http://www.hospitalcompare.hhs.gov>

<http://www.qualityindicators.ahrq.gov/index.htm>

[http://www.qualityindicators.ahrq.gov/psi\\_overview.htm](http://www.qualityindicators.ahrq.gov/psi_overview.htm)

Oklahoma State Department of Health  
1000 NE 10<sup>th</sup>  
Oklahoma City, OK 73117-1299  
405-271-5600  
<http://www.health.ok.gov>

Oklahoma Foundation for Medical Quality  
14000 Quail Springs Parkway Suite 400  
Oklahoma City, OK 73134  
405-840-2891  
<http://www.ofmq.com>

Oklahoma Hospital Association  
4000 N. Lincoln Blvd.  
Oklahoma City, OK 73105  
405-427-9537  
<http://www.okoha.com>

Oklahoma Health Care Authority  
4545 N. Lincoln Blvd. Suite 124  
Oklahoma City, OK 73105  
405-552-7300  
<http://www.ohca.state.ok.us/>

Board of Medical Licensure and Supervision  
5104 N. Francis, Suite C  
Oklahoma City, OK 73118-6020  
405-848-6841  
<http://www.okmedicalboard.org>

State Board of Osteopathic Examiners  
4848 N. Lincoln Blvd, No 100  
Oklahoma City, OK 73105-3335  
405-528-8625  
<http://www.ok.gov/osboe>

Oklahoma Board of Nursing  
2915 N. Classen Blvd, Suite 524  
Oklahoma city, OK 73106  
405-962-1800  
<http://www.ok.gov/nursing>

State Pharmacy Board  
4545 N. Lincoln Blvd, Suite 112  
Oklahoma city, OK 73105-3488  
405-521-3815  
<http://www.ok.gov/OSBP>