

# MCINTOSH COUNTY

## DRUG OVERDOSE DEATHS<sup>1</sup> (2017-2021)

### NUMBER OF UNINTENTIONAL DRUG OVERDOSE DEATHS BY TYPE OF SUBSTANCE\*

26

total number of unintentional drug overdose deaths

17

Methamphetamine

6

Other Opioids (excluding fentanyl)

<5

Fentanyl

<5

Cocaine

<5

Alcohol

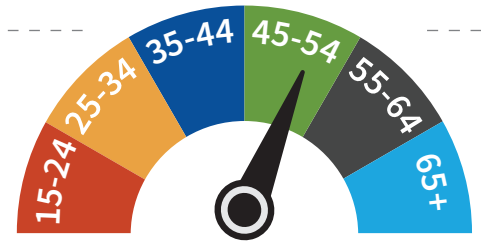
<5

Benzodiazepines

\* Categories are not mutually exclusive. Deaths may involve more than one substance.

From 2017 to 2021, **McIntosh County** had the **7<sup>th</sup> highest** drug overdose death rate in the state.

**Adults aged 45-54 years** had the highest rate of death.



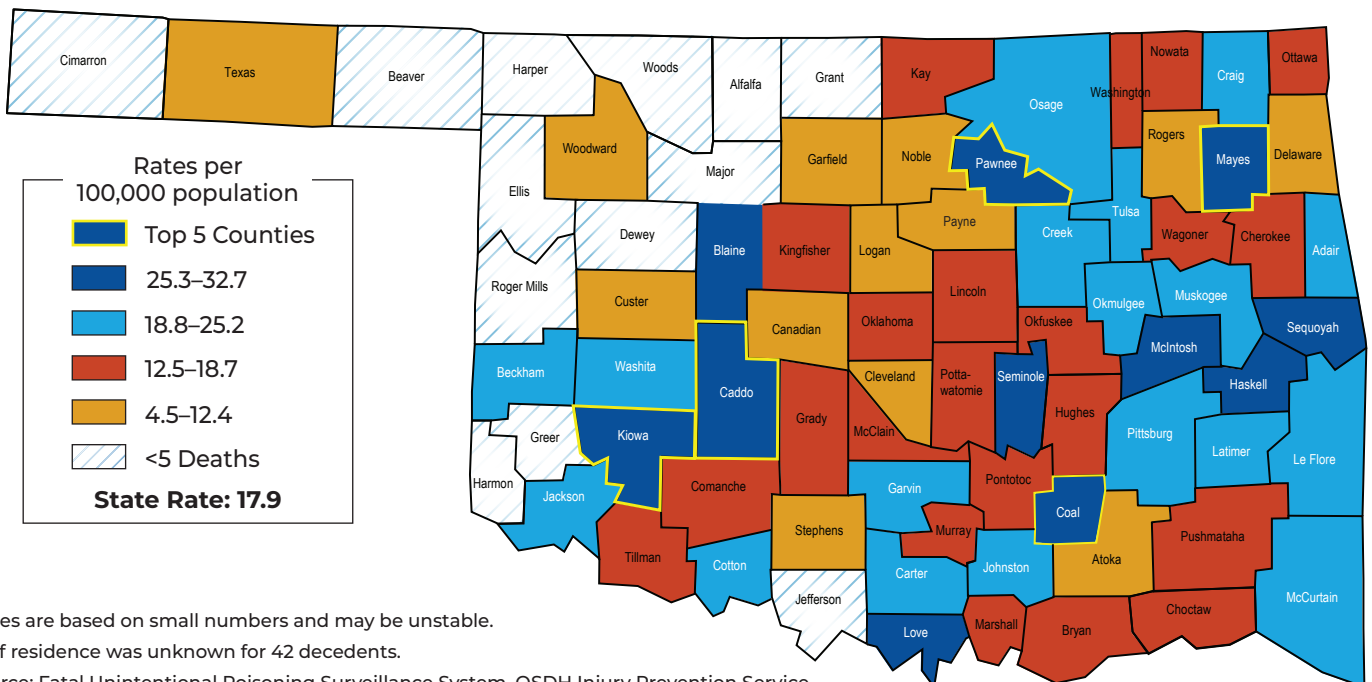
**50% of deaths** occurred at a home or apartment.

**NON-HISPANIC WHITE** McIntosh County residents had the **highest** rate of death.

- Males were **39% more likely** to die than females.
- Drug overdose **death rates increased 21%** from 22 per 100,000 (2012-2016) to 26.6 per 100,000 (2017-2021).
- **Nearly three out of four (73%)** people who died had a history of substance use.

## UNINTENTIONAL DRUG OVERDOSE DEATH RATES<sup>1</sup> BY COUNTY OF RESIDENCE<sup>2</sup>

► OKLAHOMA, 2017-2021



<sup>1</sup> Some rates are based on small numbers and may be unstable.

<sup>2</sup> County of residence was unknown for 42 decedents.

Data Source: Fatal Unintentional Poisoning Surveillance System, OSDH Injury Prevention Service

# MCINTOSH COUNTY

## DRUG OVERDOSE HOSPITALIZATIONS<sup>†</sup> (2019-2021)

McIntosh County had the **8<sup>th</sup>** highest nonfatal drug overdose hospitalization rate in the state.



ADULTS AGED **35-44** had the highest hospitalization rate.



There were **75** McIntosh County Residents hospitalized for a nonfatal drug overdose from 2019-2021.

- **57%** of hospitalizations were unintentional and **41%** due to self harm.
- Females were **18% more likely** to be hospitalized than males.
- Drug overdose **hospitalization rates decreased 5%** from 135.2 per 100,000 (2016-2018) to 128.3 per 100,000 (2019-2021).
- Non-Hispanic White McIntosh County residents had the **highest rate** of hospitalizations.

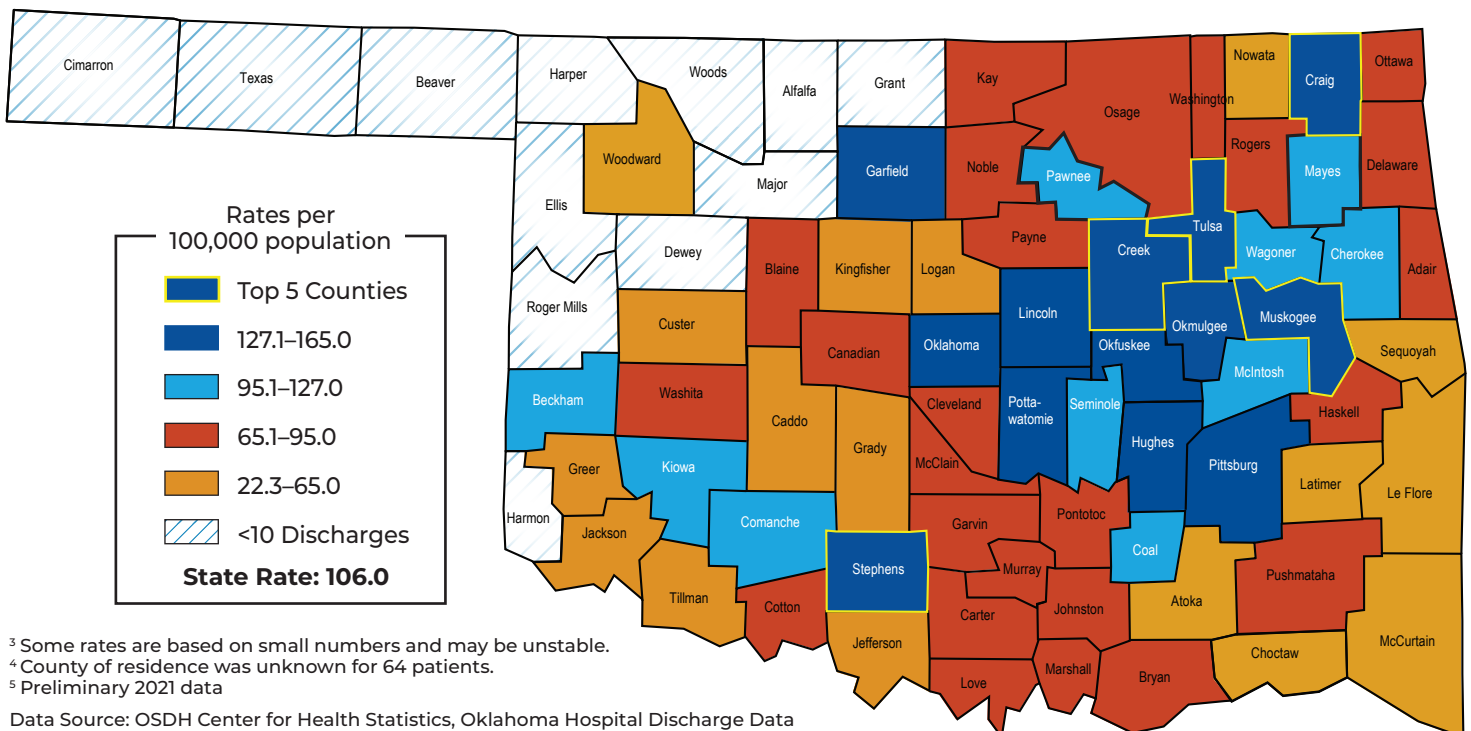
### The most common substances involved in hospitalizations were:

- ▶ Opioids
- ▶ Stimulants
- ▶ Benzodiazepines
- ▶ Antidepressants
- ▶ Non-opioid pain medications

<sup>†</sup>Includes all intents of nonfatal drug overdose – unintentional, self harm, undetermined, and assault

## NONFATAL DRUG OVERDOSE HOSPITALIZATION RATES<sup>3</sup> BY COUNTY OF RESIDENCE<sup>4</sup>

▶ OKLAHOMA, 2019-2021<sup>5</sup>



<sup>3</sup> Some rates are based on small numbers and may be unstable.

<sup>4</sup> County of residence was unknown for 64 patients.

<sup>5</sup> Preliminary 2021 data

Data Source: OSDH Center for Health Statistics, Oklahoma Hospital Discharge Data  
Compiled by: OSDH Injury Prevention Service

