

DELAWARE COUNTY

DRUG OVERDOSE DEATHS¹ (2017-2021)

NUMBER OF UNINTENTIONAL DRUG OVERDOSE DEATHS BY TYPE OF SUBSTANCE*

21

total number of unintentional drug overdose deaths

18

Methamphetamine

<5

Other Opioids (excluding fentanyl)

<5

Fentanyl

<5

Benzodiazepines

<5

Alcohol

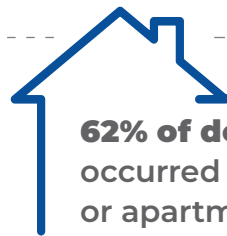
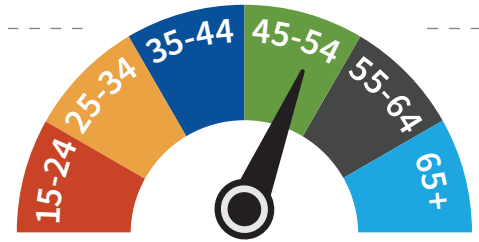
0

Cocaine

* Categories are not mutually exclusive. Deaths may involve more than one substance.

From 2017 to 2021, **Delaware County** had the **59th highest** drug overdose death rate in the state.

Adults aged 45-54 years had the highest rate of death.



62% of deaths occurred at a home or apartment.

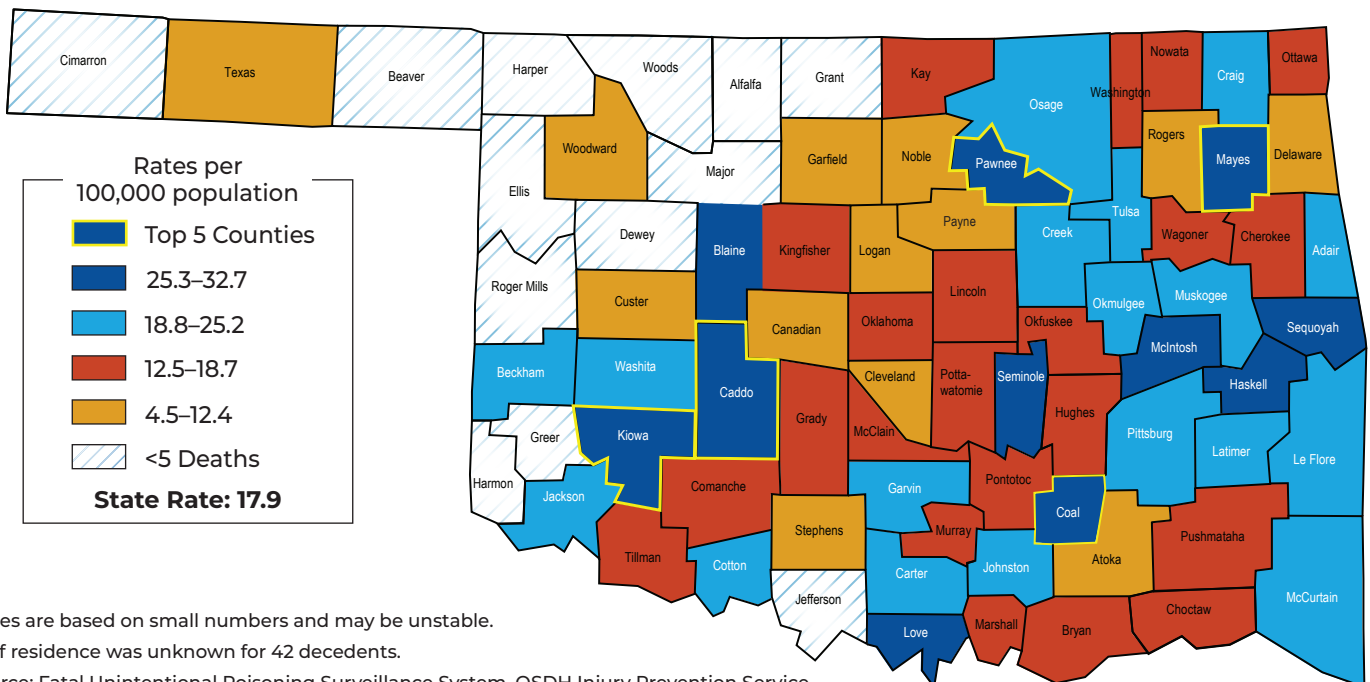
NON-HISPANIC WHITE

Delaware County residents had the **highest** rate of death.

- Males were **3.3 times more likely** to die than females.
- Drug overdose **death rates decreased 39%** from 16.3 per 100,000 (2012-2016) to 9.9 per 100,000 (2017-2021).
- **Nearly one in four (24%)** people who died had a history of mental health problems.
- **Nearly two out of three (62%)** people who died had a history of substance use.

UNINTENTIONAL DRUG OVERDOSE DEATH RATES¹ BY COUNTY OF RESIDENCE²

► OKLAHOMA, 2017-2021



¹ Some rates are based on small numbers and may be unstable.

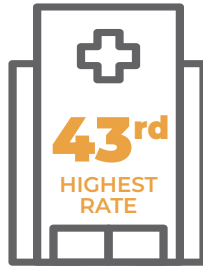
² County of residence was unknown for 42 decedents.

Data Source: Fatal Unintentional Poisoning Surveillance System, OSDH Injury Prevention Service

DELAWARE COUNTY

DRUG OVERDOSE HOSPITALIZATIONS[†] (2019-2021)

Delaware County had the **43rd** highest nonfatal drug overdose hospitalization rate in the state.



ADULTS AGED **25-34** had the highest hospitalization rate.



There were **94** Delaware County Residents hospitalized for a nonfatal drug overdose from 2019-2021.

- **51%** of hospitalizations were unintentional and **45%** due to self harm.
- Females were **51% more likely** to be hospitalized than males.
- Drug overdose **hospitalization rates decreased 34%** from 112.1 per 100,000 (2016-2018) to 73.9 per 100,000 (2019-2021).
- Non-Hispanic White Delaware County residents had the **highest rate** of hospitalizations.

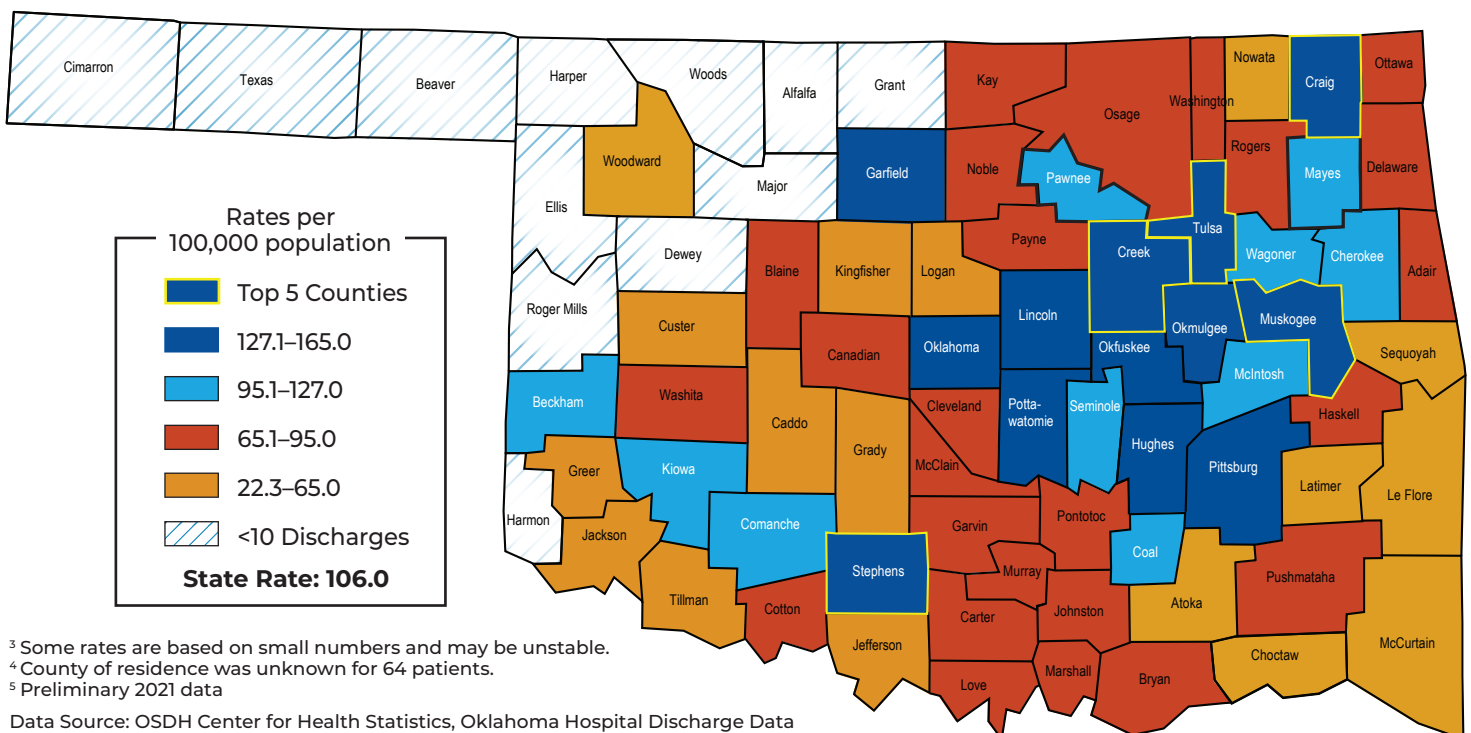
The most common substances involved in hospitalizations were:

- ▶ Opioids
- ▶ Antipsychotics
- ▶ Benzodiazepines
- ▶ Hypnotics
- ▶ Stimulants

[†] Includes all intents of nonfatal drug overdose – unintentional, self harm, undetermined, and assault

NONFATAL DRUG OVERDOSE HOSPITALIZATION RATES³ BY COUNTY OF RESIDENCE⁴

▶ OKLAHOMA, 2019-2021⁵



³ Some rates are based on small numbers and may be unstable.

⁴ County of residence was unknown for 64 patients.

⁵ Preliminary 2021 data

Data Source: OSDH Center for Health Statistics, Oklahoma Hospital Discharge Data
Compiled by: OSDH Injury Prevention Service

