

OKLAHOMA COVID-19 WEEKLY REPORT

Weekly Epidemiology and Surveillance Report
June 12 – June 18, 2020



PURPOSE To provide up-to-date weekly epidemiological data on COVID-19 in Oklahoma.

SNAPSHOT

	June 12– June 18	Change ¹	Total
Confirmed cases	1,728	140.3%	9,354
Recovered cases ²	808	67.6%	7,071
Deaths	9	-30.8%	366

1. Change from the week of June 5-June 11, 2020.

2. Currently not hospitalized or deceased and 14 days after onset/report.

The average age of cases was **45** years.

The youngest case was **less than a year old** and the oldest case was **102 years**.

The average age of individuals who died was **75 years**.

The youngest individual to die from COVID-19 was **22 years** and the oldest was **101 years**.

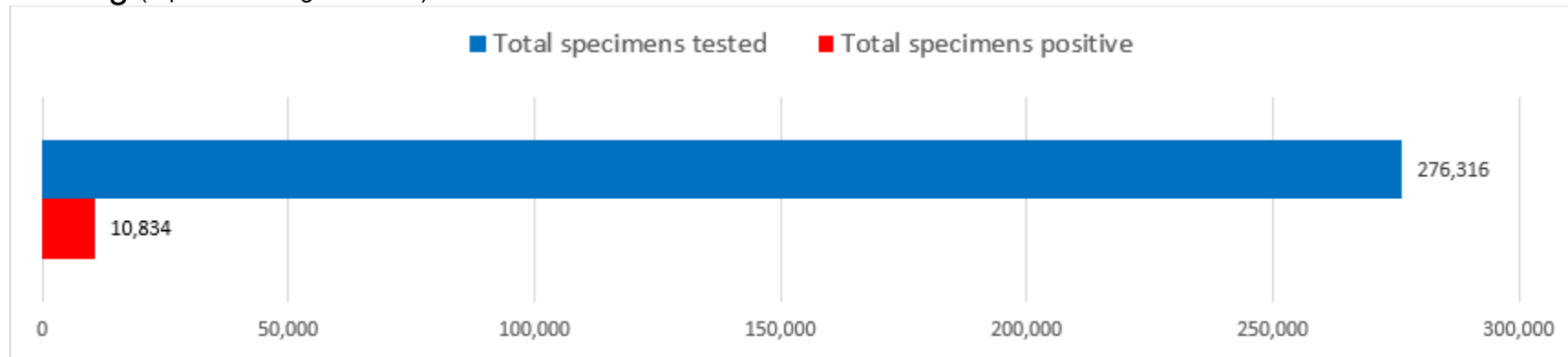
Persons aged
50 and over
40%
of cases

Persons aged
50 and over
96%
of deaths

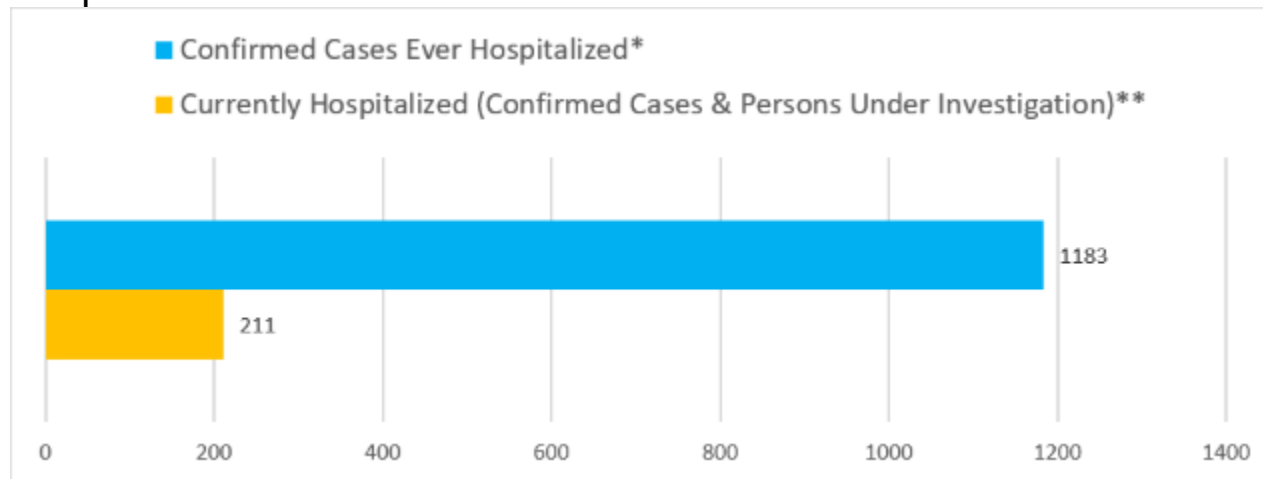
Females
52%
of cases

Males
51%
of deaths

Testing (reported through June 18)



Hospitalizations



*Ever hospitalized includes discharged, deceased, currently hospitalized and recovered as of 6/18/2020.

**Source OSDH Beds Survey. Note, facility response rate of 84% on 6/18/2020.

KEY POINTS

- **1,728** confirmed cases in the past week
140.3% increase from the week before (June 5-June 11).
- **9** deaths occurred in the past week
30.8% decrease from the week before (June 4-June 11).
- **1,183 (12.6%)** confirmed cases have been hospitalized
- **276,316** specimens have been tested in total.
- **74** counties (out of 77) have had at least one confirmed case of COVID-19

What's New

Oklahoma has begun experiencing over the past two weeks an increase in the number of cases and hospitalizations due to COVID-19, though the number of deaths have remained approximately the same. While the cumulative percentage of positives remains low, a more focused daily data period indicates rising positivity percentages. This week's report includes additional information on page 5, the COVID-19 tests daily percent positive. The increase in the number of cases is caused by both ongoing community transmission and outbreaks that affect specific populations. The threat of COVID still exists and we anticipate it to grow.

It is critical for Oklahomans to seek out testing, even for individuals without symptoms. Since COVID-19 was first introduced in Oklahoma, testing availability has radically improved and the State's hospital surge plan, expanding bed capacity by 40%, remains activated. Diagnostic testing is freely available to all Oklahomans and we continue to improve our ability to find and diagnose COVID-19 cases. The need to physically distance, wear a mask, wash hands often, and adhere to instructions to quarantine and isolate remain critically important.

GATING CRITERIA

- Progress on meeting the components of the reopening guidelines proposed by the White House, called the "gating criteria". More information available at <https://www.whitehouse.gov/openingamerica/>

Proposed State or Regional Gating Criteria to Satisfy Before Proceeding to Phased Comeback

SYMPTOMS	CASES	HOSPITALS
Downward trajectory of influenza-like illnesses (ILI) reported within a 14-day period	Downward trajectory of documented cases within a 14-day period	Treat all patients without crisis care
AND	OR	AND
Downward trajectory of covid-like syndromic cases reported within a 14-day period	Downward trajectory of positive tests as a percent of total tests within a 14-day period (flat or increasing volume of tests)	Robust testing program in place for at-risk healthcare workers, including emerging antibody testing

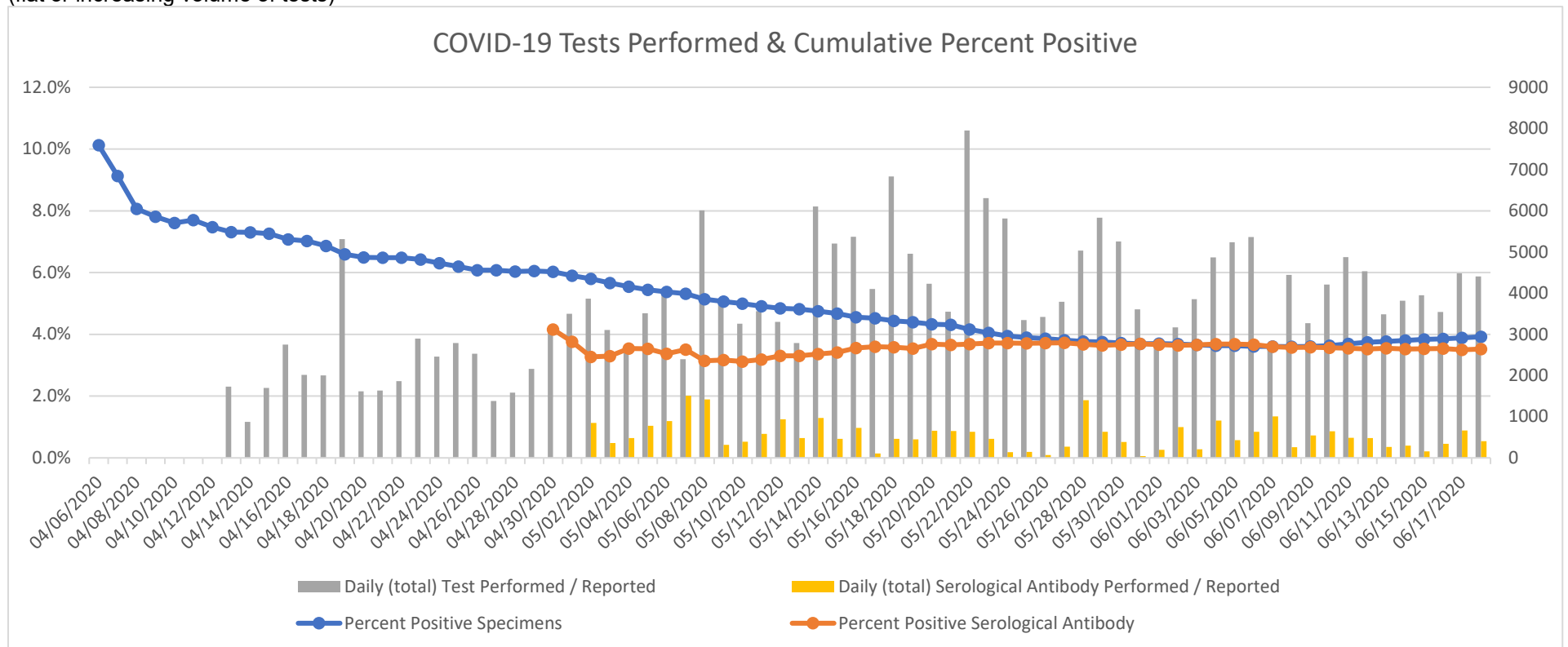
DISEASE TESTING

	June 12 – June 18	Total Number
Specimens tested ¹ , count	28,225	276,316
Specimens positive, count (%)	1,678 (5.9%)	10,834 (3.9%)
Antibody tested, count	2,606	30,021
Antibody positive, count (%)	84 (3.2%)	1,058 (3.5%)

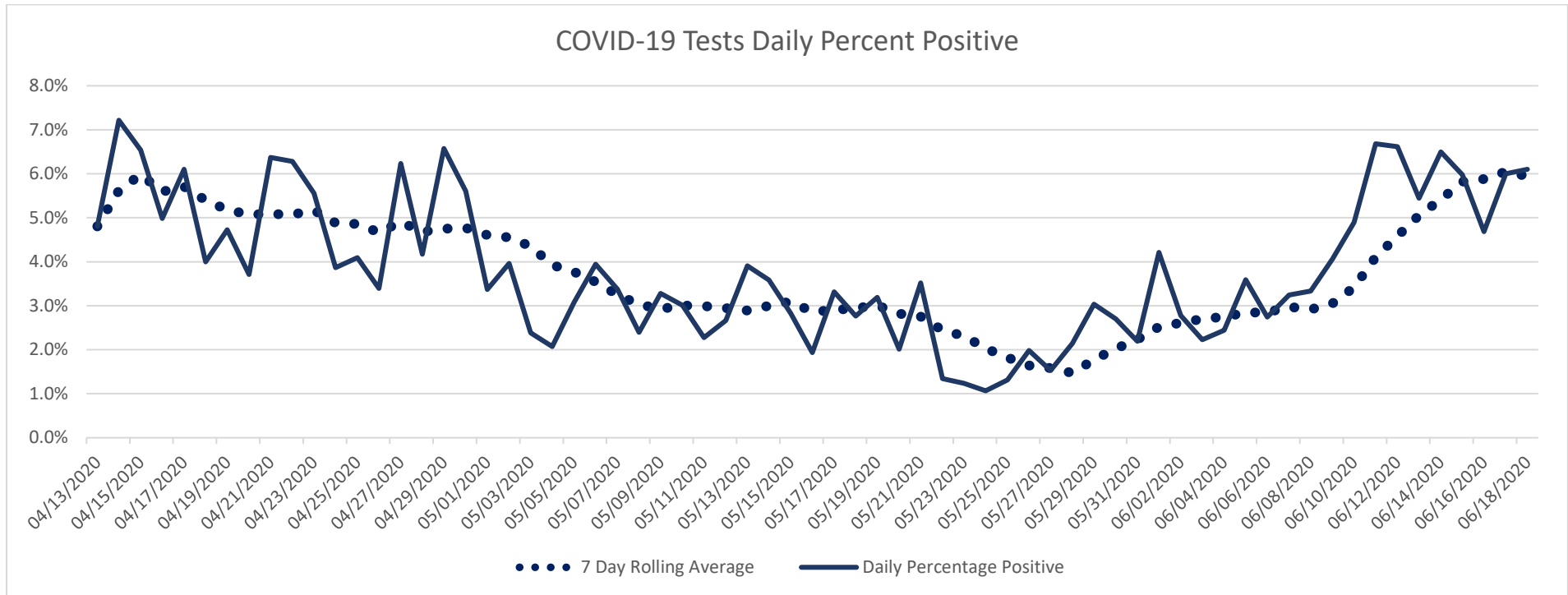
1. Includes state and private laboratories.

Note: Specimen counts may not reflect unique individuals.

Downward trajectory of positive tests as a percent of total tests within a 14-day period (flat or increasing volume of tests)



Oklahoma, June 18, 2020



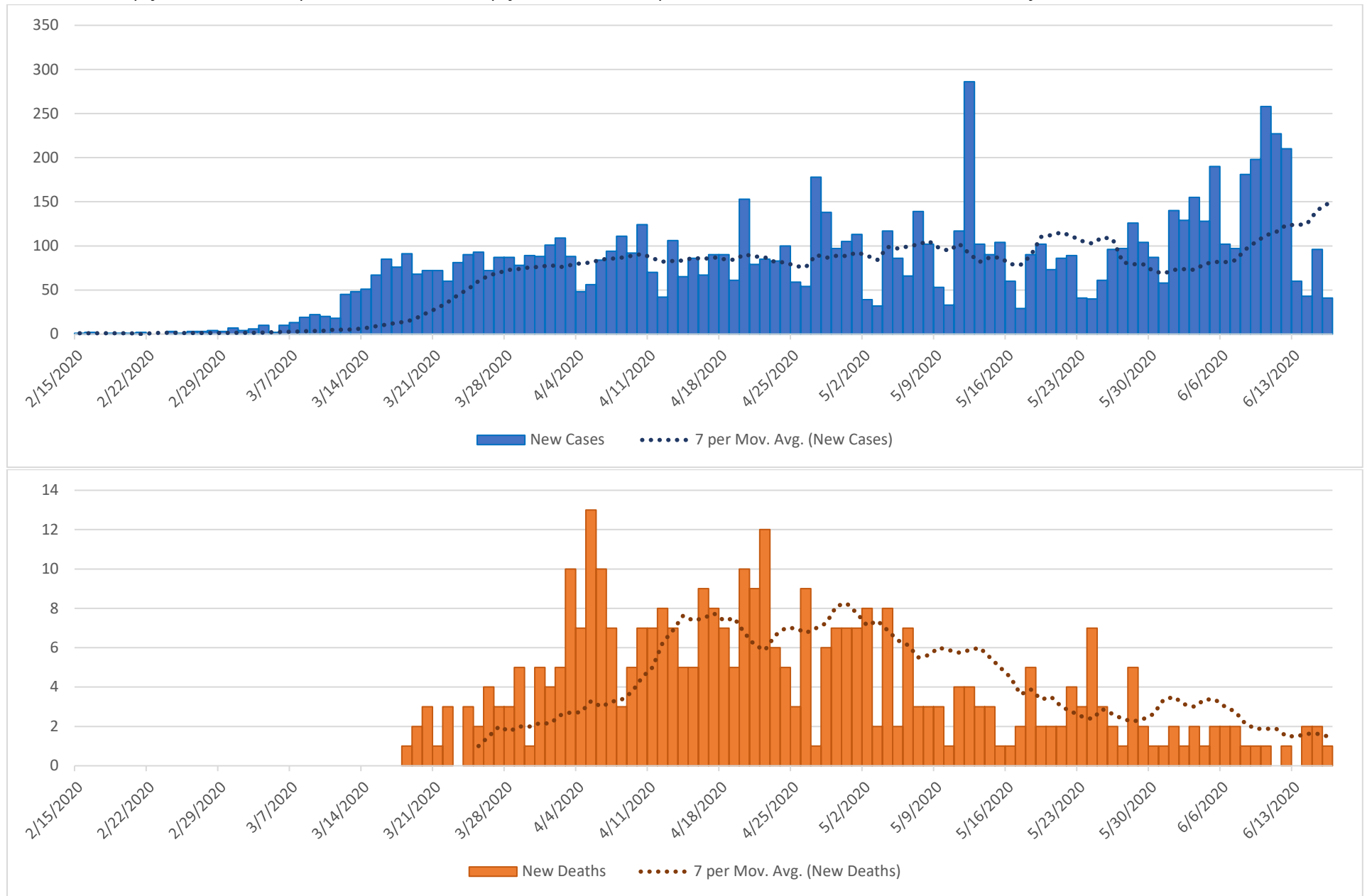
Oklahoma, June 18, 2020

EPIDEMIOLOGICAL ESTIMATES

	Estimate	Notes / Interpretation
Cases		
Cumulative incidence	237.2 (per 100,000 persons)	From March 7 to June 18, there were about 237 (per 100,000) new cases of COVID-19 in Oklahoma.
Absolute change in cumulative incidence from previous week	25.6 (per 100,000 persons)	Compared to June 5- June11, there was 25 (per 100,000) more case of COVID-19 reported in Oklahoma during the past week (June 12 - June 18).
Disease Severity		
Case-fatality risk (crude)	3.9%	The estimate is not adjusted for the lag time from reporting to death (i.e., delay between the time someone dies and the time their death is reported). The fatality estimate could be lower due to cases that were undiagnosed or had milder symptoms.
Cumulative Hospitalization rate (overall)	30.0 (per 100,000 persons)	About 30 people per 100,000 have ever been hospitalized for COVID-19 during this outbreak.

CASES AND DEATHS

New cases (by date of onset) and new deaths (by date of death) of COVID-19 in Oklahoma, February–June 2020



Data as of June 18, 2020.

Please note the different axes for new cases (top—from 0 to 300 for new cases) and new deaths (bottom—from 0 to 14 for new deaths). Additionally, a 7 day lag has been applied to the trend line based on information collected to-date for 5/31 and 6/6 where within 7 days of onset date approximately 80% of the cases had been reported.

Oklahoma Excess Death Analysis

Select a jurisdiction:

Oklahoma

- + indicates observed count above threshold
- g Predicted number of deaths from all causes
- threshold for excess deaths

Weekly number of deaths (from all causes)

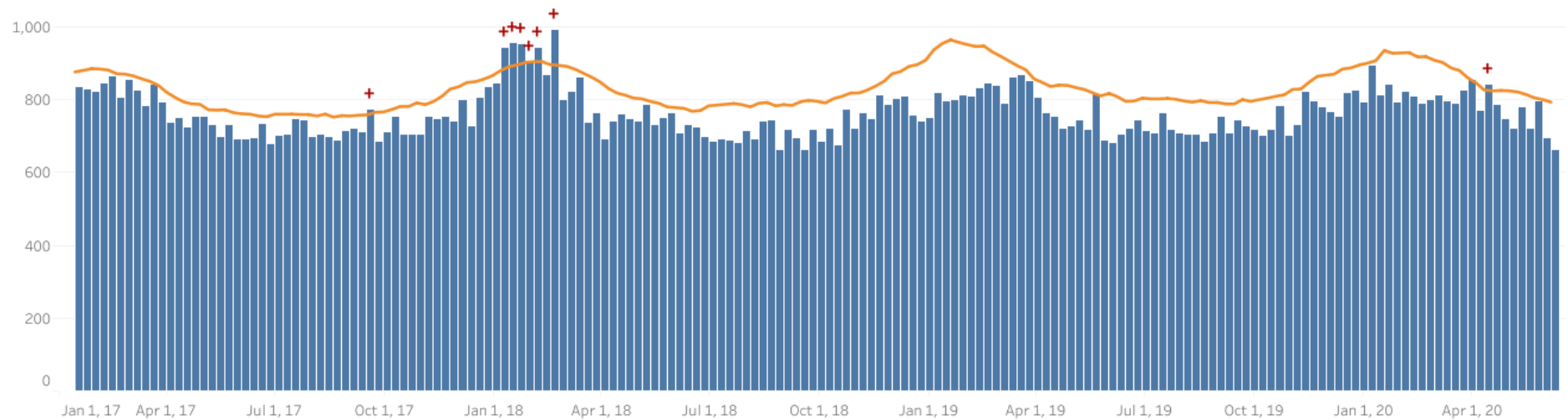
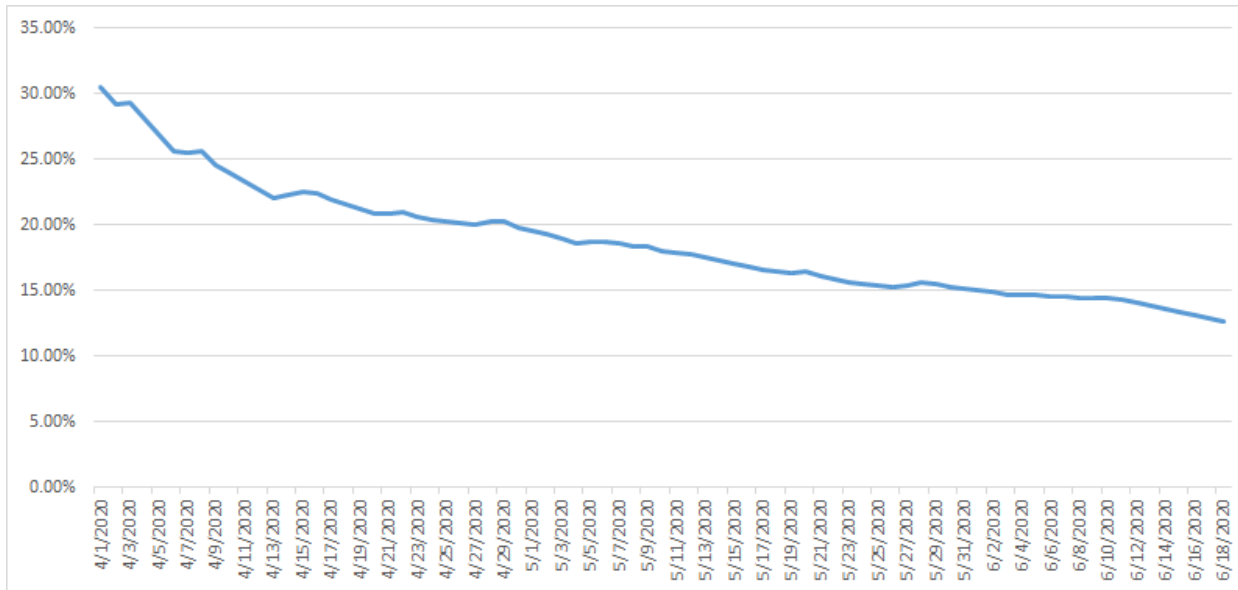


Figure notes: Contains data up to the week-ending date of June 6, 2020. Data in recent weeks are incomplete. Only 60% of the death records are submitted to NCHS within 1-days of the date of death, and completeness varies by jurisdiction.

Source: CDC, National Center for Health Statistics, https://www.cdc.gov/nchs/nvss/vsrr/covid19/excess_deaths.htm#dashboard, June 18 2020 8am.

Cumulative Percent of Cases Ever Hospitalized (by date of report)



Source: OSDH Acute Disease Registry

TIME TO EVENT*

	N	Median	10 th to 90 th Percentile
Time from Symptom Onset to Test (Specimen Collection) ^{1,2}	5,041	3 days	0-12 days
Time from Symptom Onset to Hospitalization ^{1,3}	851	5 days	0-14 days
Length of Hospitalization Discharged Alive ⁴	755	6 days	2-19 days
Length of Hospitalization Deceased ⁴	237	8 days	2-24 days
Time from Symptom Onset to Death ^{1,5}	228	13.5 days	4-32 days

*Data as of June 18, 2020.

1. Limited to cases with a known date of symptom onset.
2. Limited to cases with a known date of a test (specimen collection) on or after the date of symptom onset.
3. Limited to cases with a known hospital admission date on or after the date of symptom onset.
4. Limited to cases with a known admission and discharge date from the hospital.
5. Limited to cases who are deceased.

DEMOGRAPHIC INFORMATION as of June 18, 2020

	Cases count (%) ¹	Deaths count (%) ¹	Cumulative Incidence Rate ²	Cumulative Mortality Rate ²
Oklahoma	9,354	366	237.2	9.3
Gender				
Male	4,512 (48.2)	186 (50.8)	231.0	9.5
Female	4,842 (51.8)	180 (49.2)	243.3	9.0
Age group				
Under 1- 4	159 (1.7)	0 (0.0)	61.1	
5-14	299 (3.2)	0 (0.0)	55.6	
15-24	1,318 (14.1)	1 (0.3)	245.1	0.2
25-34	1,642 (17.6)	4 (1.1)	302.3	0.7
35-44	1,501 (16.0)	4 (1.1)	306.1	0.8
45-54	1,281 (13.7)	13 (3.6)	278.3	2.8
55-64	1,253 (13.4)	50 (13.7)	253.9	10.1
65-74	875 (9.4)	98 (26.8)	244.0	27.3
75-84	588 (6.3)	94 (25.7)	313.2	50.1
85+	433 (4.6)	102 (27.9)	591.6	139.4
Unknown	5 (0.1)	0 (0.0)		
Race				
American Indian or Alaska Native	653 (7.0)	25 (6.8)	212.6	8.1
Asian or Pacific Islander	565 (6.0)	4 (1.1)	638.0	4.5
Black or African American	764 (8.2)	28 (7.7)	265.6	9.7
Multiracial/Other	377 (4.0)	9 (2.5)	91.1	2.2
White	5,707 (61.0)	280 (76.5)	200.5	9.8
Unknown	1,288 (13.8)	20 (5.5)		
Ethnicity				
Hispanic or Latino	1,874 (20.0)	12 (3.3)	436.8	2.8
Not Hispanic or Latino	6,050 (64.7)	319 (87.2)	172.2	9.1
Unknown	1,430 (15.3)	35 (9.6)		

1. Percentages may not add up to 100 due to rounding.

2. Rate per 100,000 population

HEALTHCARE & NON-HEALTHCARE

Status ¹	Non-Healthcare Worker count (%)*	Healthcare Worker count (%)*
Active	1,853(22.6)	64 (5.6)
Deceased	360 (1.4)	6 (0.5)
Recovered	5,992 (73.0)	1,079 (93.9)
Total	8,205	1,149

* Percentages may not add up to 100 due to rounding.

1. Data as of June 18, 2020

CASES & DEATHS BY LONG-TERM CARE AND CORRECTIONAL FACILITIES

	Cases	Deaths
LTCF^{1,2}		
Residents	1,005	195
Staff	605	3
Total	1,610	198
Correctional Facilities^{2,3}		
Inmates	343	2
Staff	61	0
Total	404	2

1. Long term care facility or nursing home

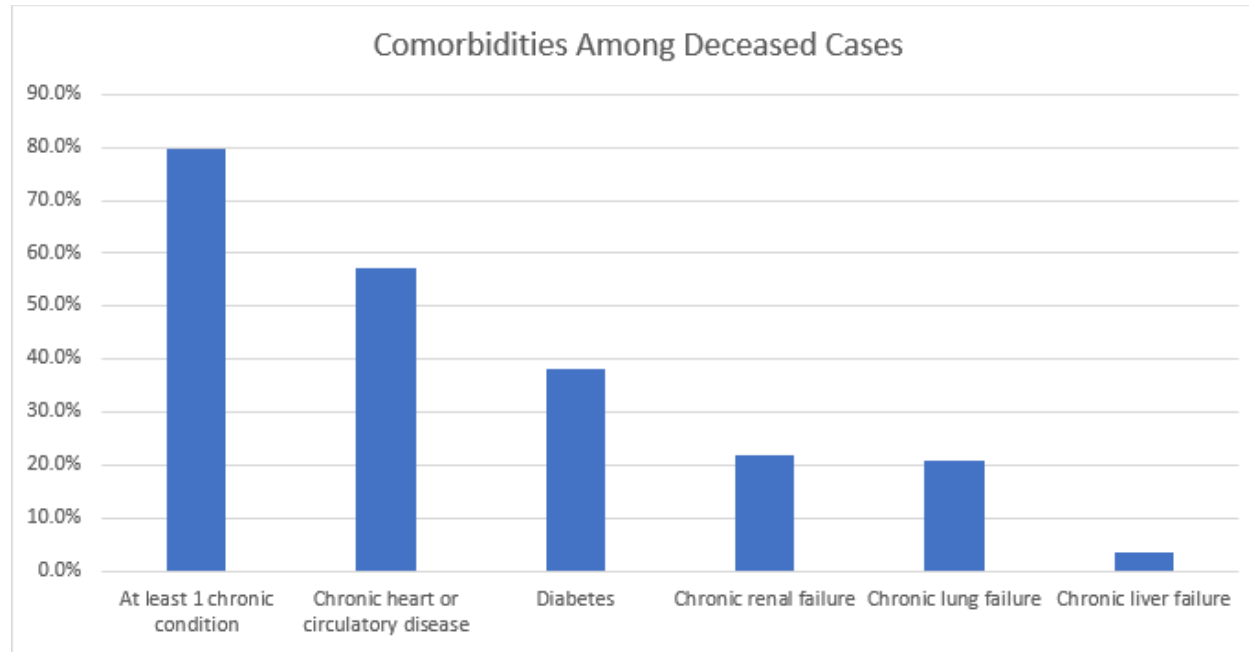
2. Data as of June 18, 2020.

3. Correctional facilities include prisons, jails, and juvenile detention centers.

COMORBIDITIES AMONG DECEASED CASES

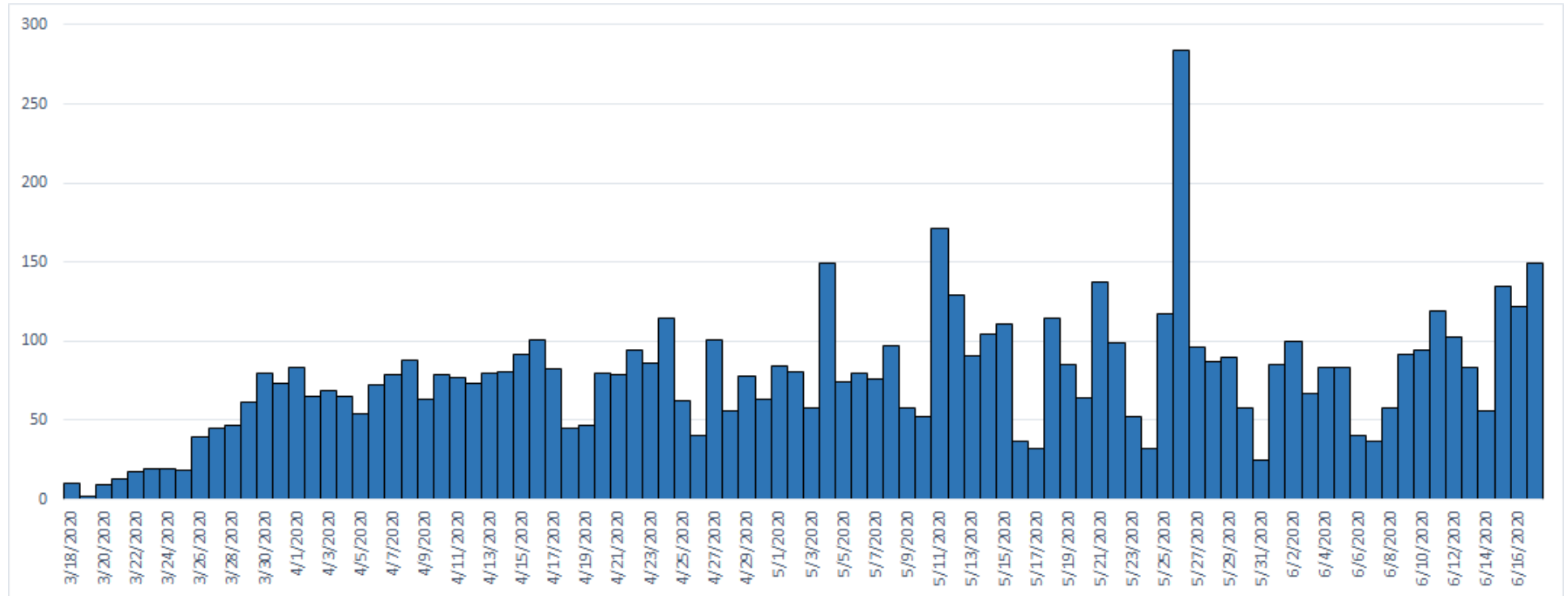
Comorbidities	Number (%)
At least 1 chronic condition*	292 (79.8)
Chronic heart or circulatory disease	210 (57.4)
Diabetes	140 (38.3)
Chronic renal failure	80 (21.9)
Chronic lung failure	76 (20.8)
Chronic liver failure	13 (3.6)

*Chronic conditions include; chronic heart or circulatory disease, diabetes, chronic lung failure, chronic liver failure and renal failure



RECOVERED CASES

Distribution of recovered cases of COVID-19, March-June 2020, Oklahoma

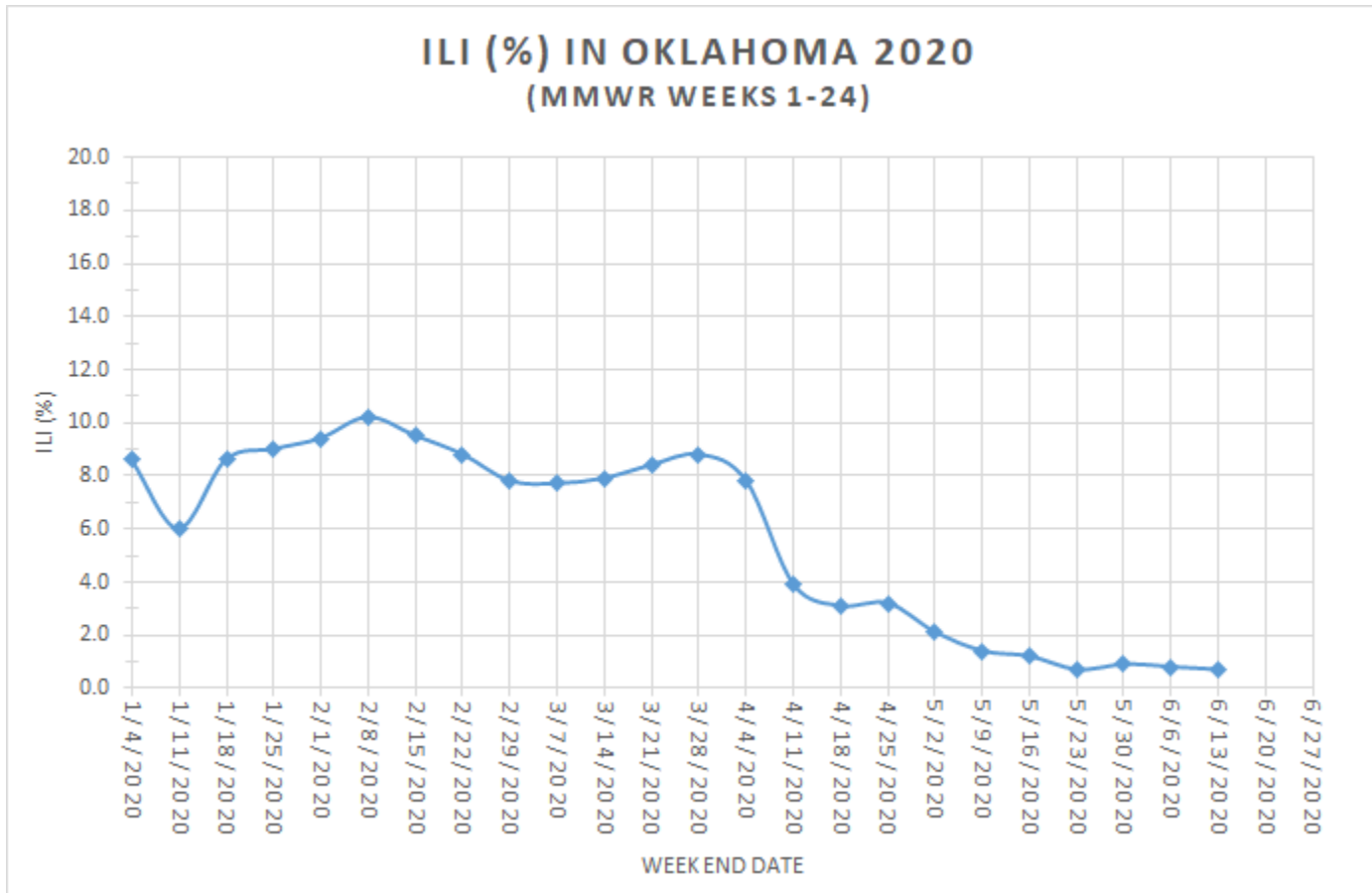


Note: A recovered case is an individual currently not hospitalized or deceased AND 14 days after the onset of symptoms

Symptoms Criteria

Flat trajectory of influenza-like illnesses (ILI) reported within a 14-day period

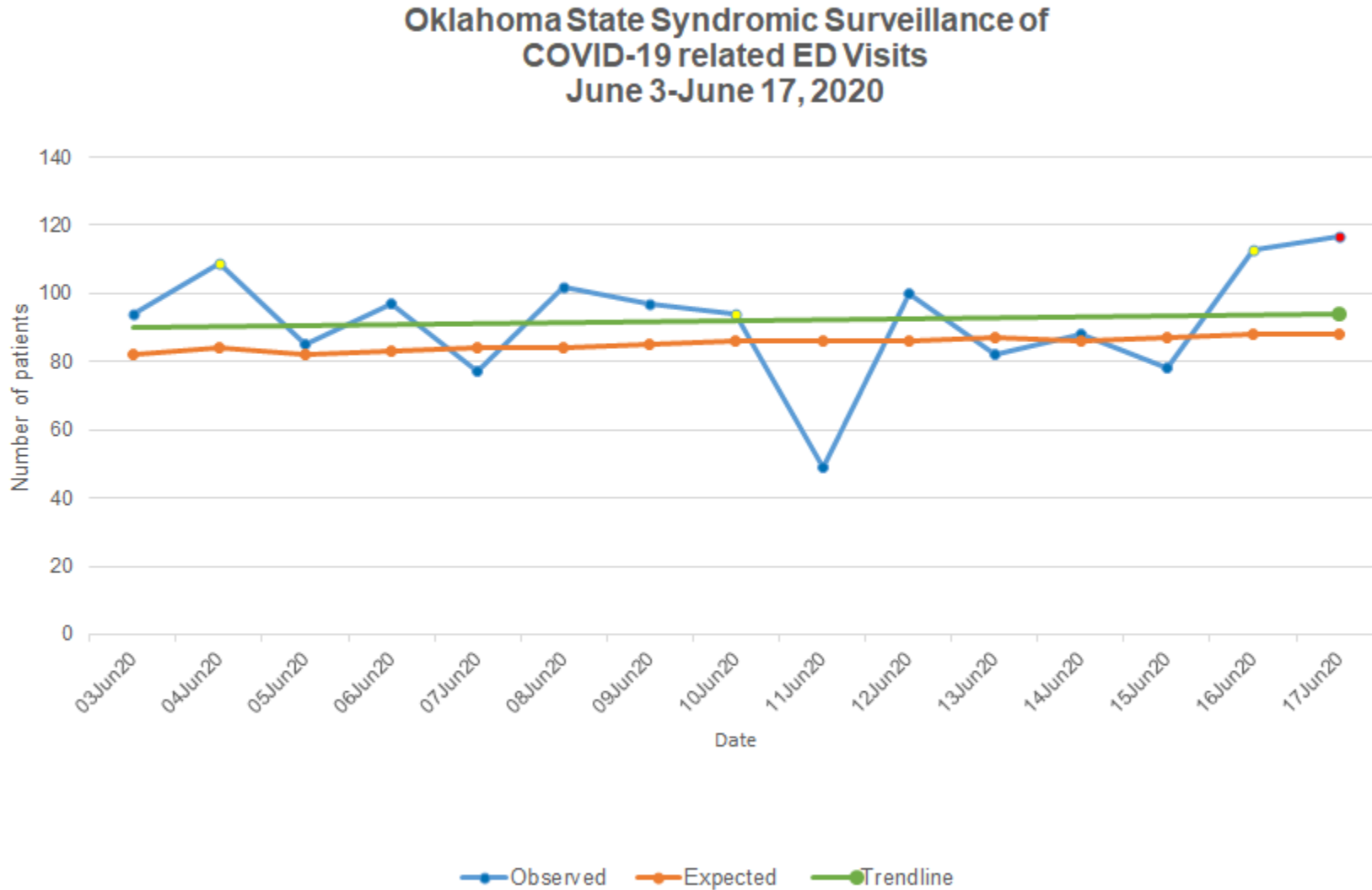
Weekly percentage of **Influenza-Like Illness (ILI)** (%), Morbidity and Mortality Weekly Report, Oklahoma, Jan–June 2020



Interpretation: Data on Influenza-Like Illness has been relatively unchanged in the daily number and weekly percentage of influenza-like illness cases in the past four weeks.

Slight upward trajectory of covid-like syndromic cases reported within the past 14-day period

COVID-19 Related Emergency Department Visits, Oklahoma State Syndromic Surveillance, June 3-June 17, 2020

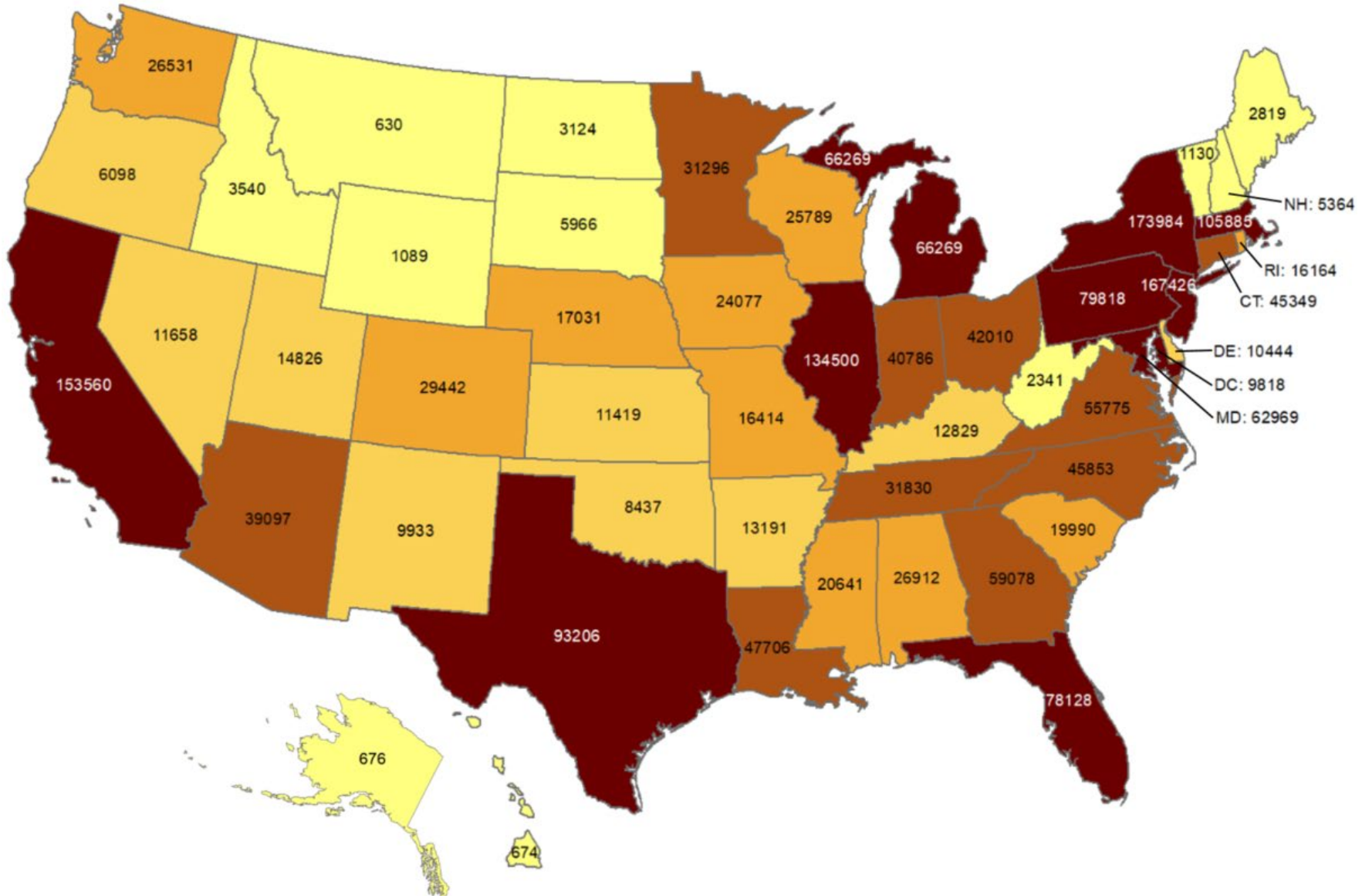


Interpretation: Data from syndromic surveillance shows a slight increase in the number of COVID-19 related emergency department visits in the past 2 weeks.

OKLAHOMA IN COMPARISON

Total number of reported COVID-19 cases

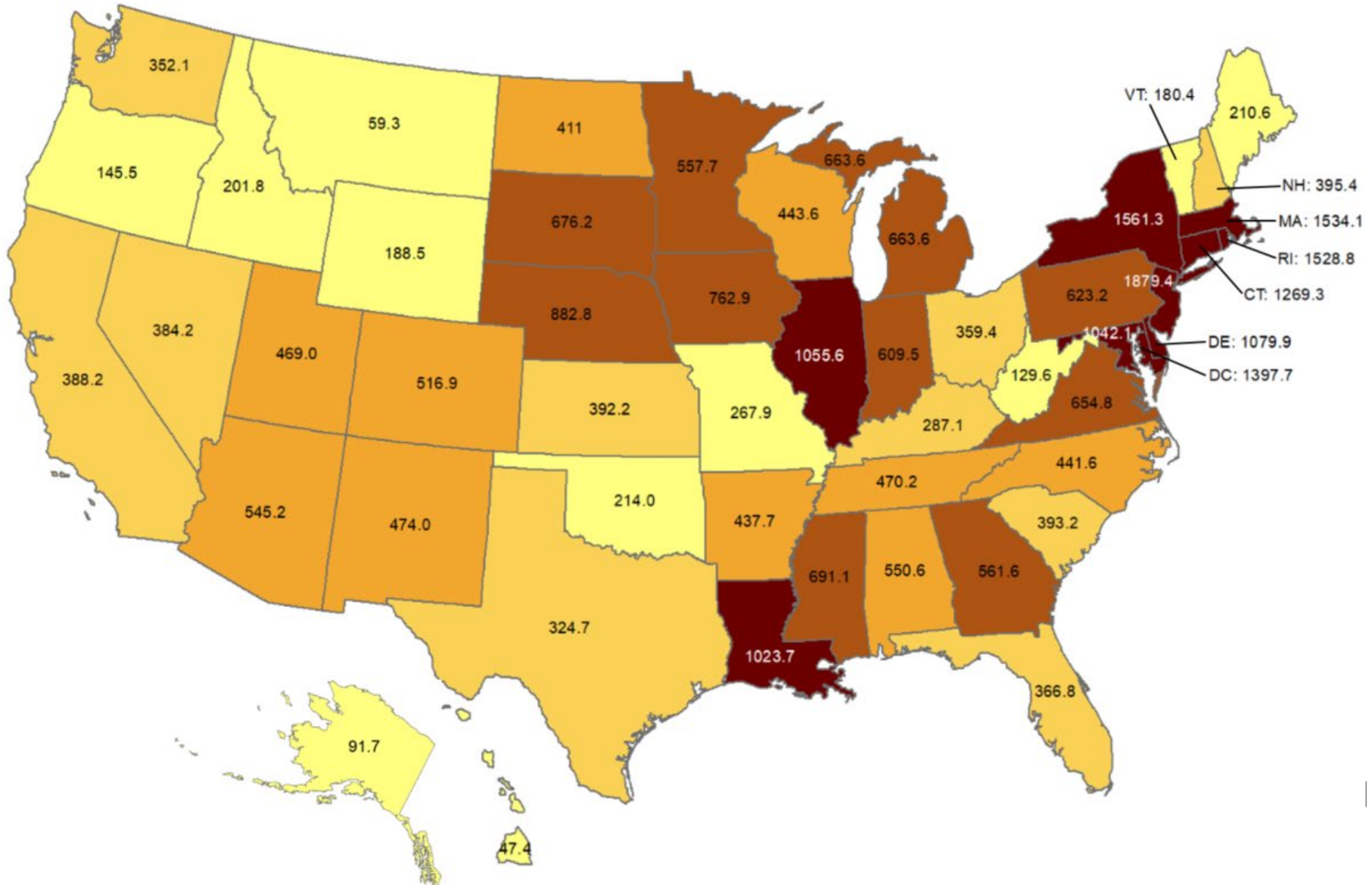
Oklahoma ranks **39** (out of all States and DC) in the total number of reported COVID-19 cases in the US.



Data from CDC. Available at <https://www.cdc.gov/covid-data-tracker/index.html>
Data as of June 17, 2020

Cumulative incidence of reported COVID-19 cases

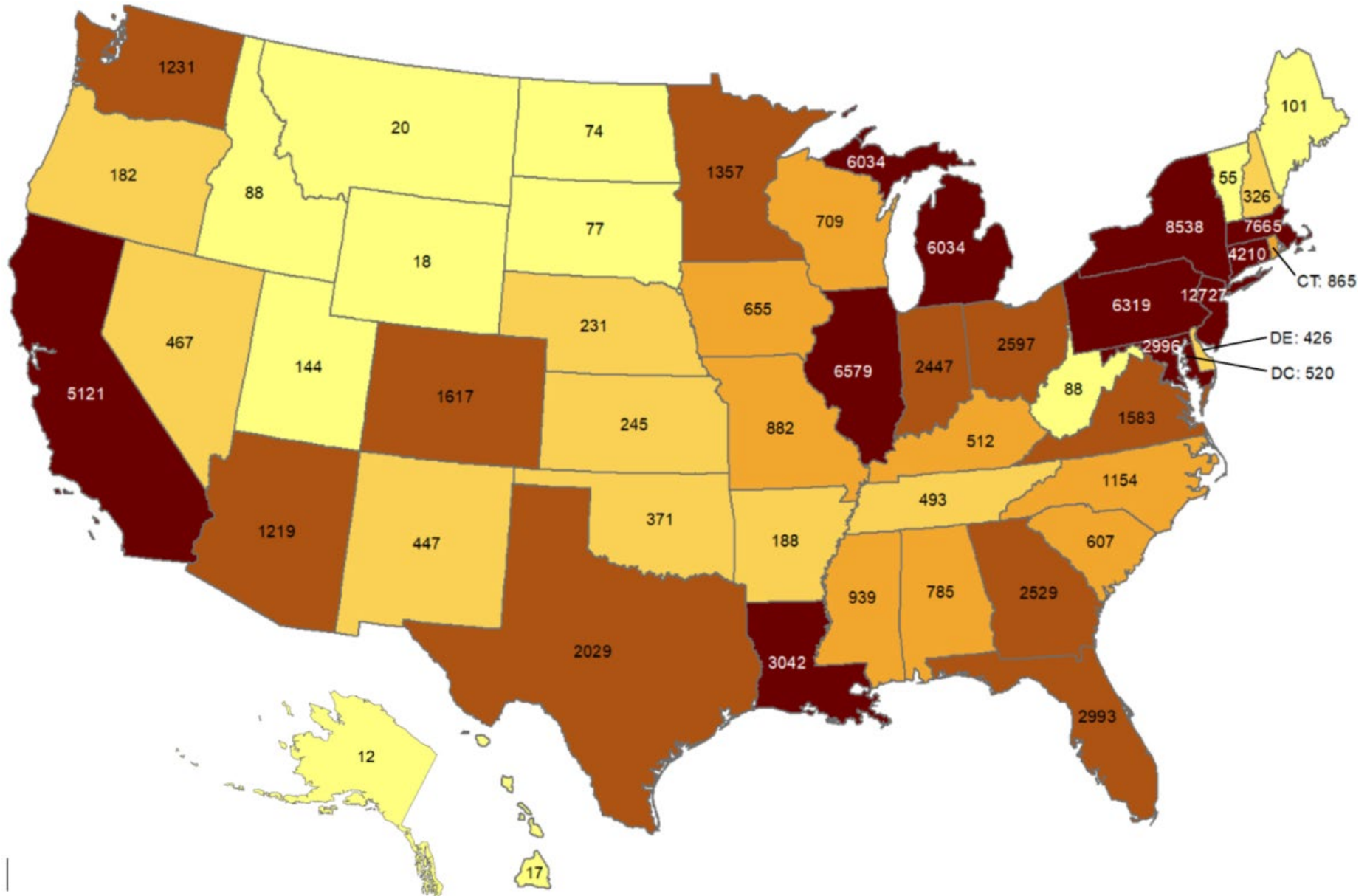
Oklahoma ranks **42** (out of all States and DC) in the cumulative incidence (per 100,000 persons) of reported COVID-19 cases in the US.



Data from CDC. Available at <https://www.cdc.gov/covid-data-tracker/index.html>
Data as of June 17, 2020

Total number of reported COVID-19 deaths

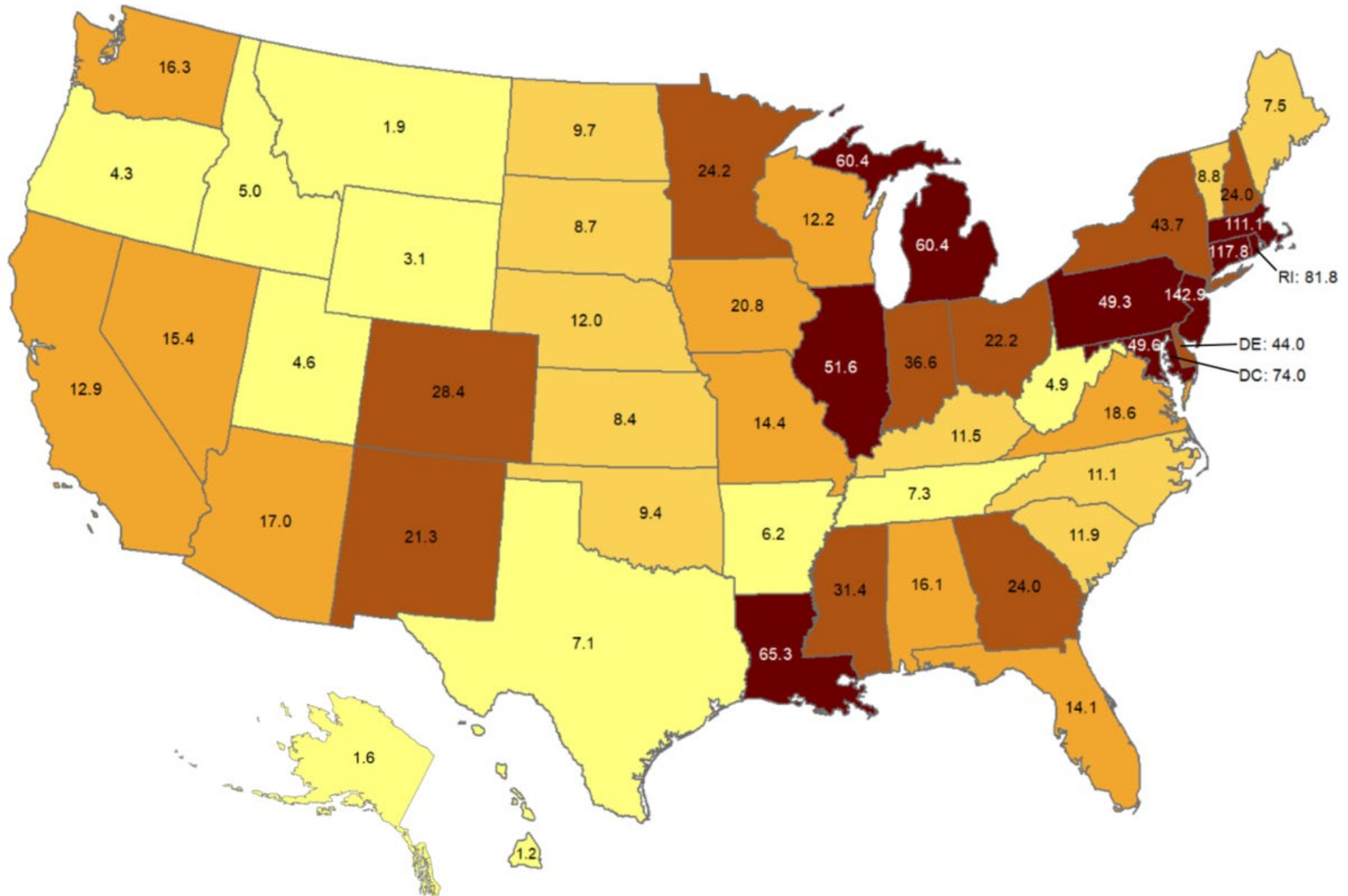
Oklahoma ranks **35** (out of all States and DC) in the total number of reported COVID-19 deaths in the US.



Data from CDC. Available at <https://www.cdc.gov/covid-data-tracker/index.html>
Data as of June 17, 2020

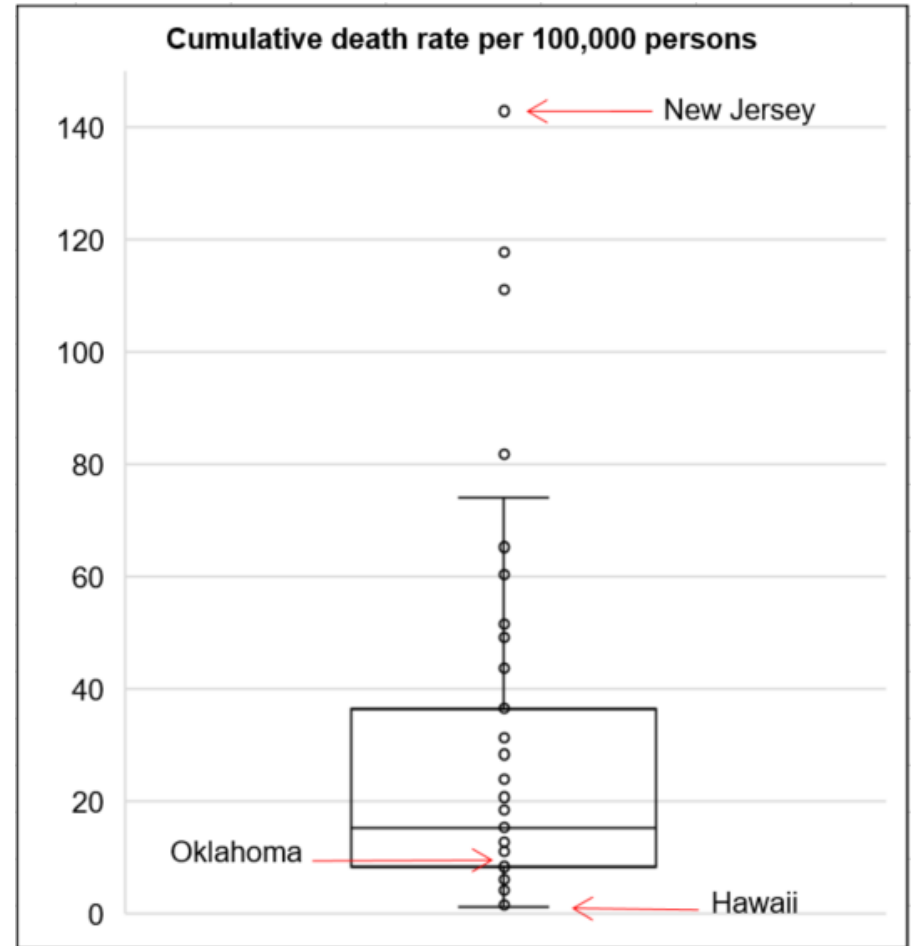
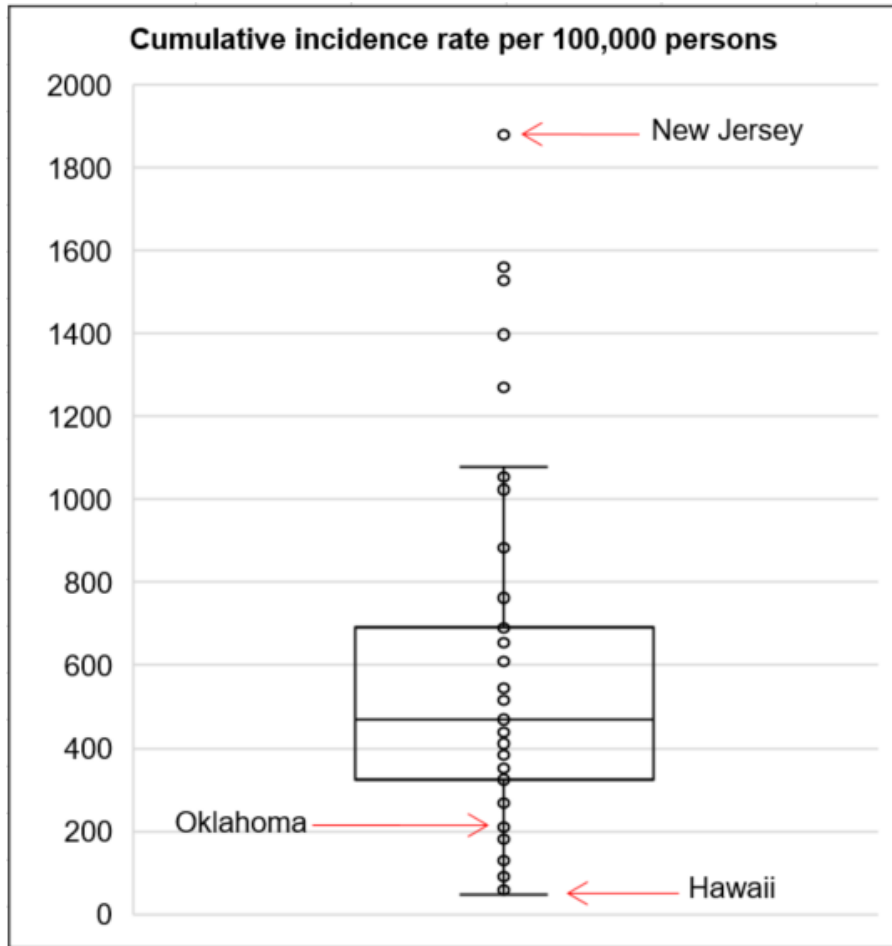
Cumulative death rate of reported COVID-19 cases

Oklahoma ranks **36** (out of all States and DC) in the cumulative death percent of reported COVID-19 cases in the US.



Data from CDC. Available at <https://www.cdc.gov/covid-data-tracker/index.html>
Data as of June 17, 2020

Cumulative incidence and cumulative death rate of reported COVID-19 cases



Interpretation: Oklahoma has cumulative incidence and cumulative death rate below the median of the US.

ACKNOWLEDGEMENT

The weekly report is made possible through the efforts of county and city public health and healthcare professionals.

NOTES

Every effort is made to ensure accuracy and the data is up-to-date for the time period reported.
For daily updates on COVID-19, please visit <https://coronavirus.health.ok.gov/>

DISCLAIMER

The purpose of publishing aggregated statistical COVID-19 data through the OSDH Dashboard, the Executive Order Report, and the Weekly Epidemiology and Surveillance Report is to support the needs of the general public in receiving important and necessary information regarding the state of the health and safety of the citizens of Oklahoma. These resources may be used only for statistical purposes and may not be used in any way that would determine the identity of any reported cases.